



US00D480089S

(12)

**United States Design Patent**  
Skinner et al.

(10)

**Patent No.:**

**US D480,089 S**

(45)

**Date of Patent:**

**\*\* Sep. 30, 2003**

(54) **INPUT DEVICE FOR PORTABLE COMPUTER**

(75) Inventors: **David N Skinner**, Redwood Shores, CA (US); **Memphis Zhihong Yin**, Corvallis, OR (US); **Glen A Oross**, Corvallis, OR (US)

(73) Assignee: **Hewlett-Packard Development Company, L.P.**, Houston, TX (US)

(\*\*) Term: **14 Years**

(21) Appl. No.: **29/165,458**

(22) Filed: **Aug. 9, 2002**

(51) **LOC (7) Cl.** ..... **14-02**

(52) **U.S. Cl.** ..... **D14/454; D14/389; D14/455**

(58) **Field of Search** ..... D14/455, 456, D14/388–398, 315–323; 345/156, 157, 160, 168, 173; 361/680–686; 235/145 R, 145 A, 146

(56) **References Cited**

**U.S. PATENT DOCUMENTS**

D449,307 S \* 10/2001 Amano et al. .... D14/455

D453,018 S \* 1/2002 Ma et al. .... D14/318

D453,756 S \* 2/2002 Kamegi .... D14/318

D461,470 S \* 8/2002 Kawa .... D14/318

D466,498 S \* 12/2002 Wang .... D14/318

\* cited by examiner

*Primary Examiner*—Kay H. Chin

(74) *Attorney, Agent, or Firm*—Jeff D. Limon

(57) **CLAIM**

The ornamental design for an input device for portable computer, as shown and described.


**DESCRIPTION**

FIG. 1 is an isometric view of an input device for portable computer showing our new design, where the surrounding portable computer has been cut away; and,

FIG. 2 is an isometric view of an input device for portable computer showing our new design, where the surrounding portable computer has been included.

The broken line showing of FIG. 2 is for illustrative purposes only and forms no part of the claimed design.

**1 Claim, 2 Drawing Sheets**



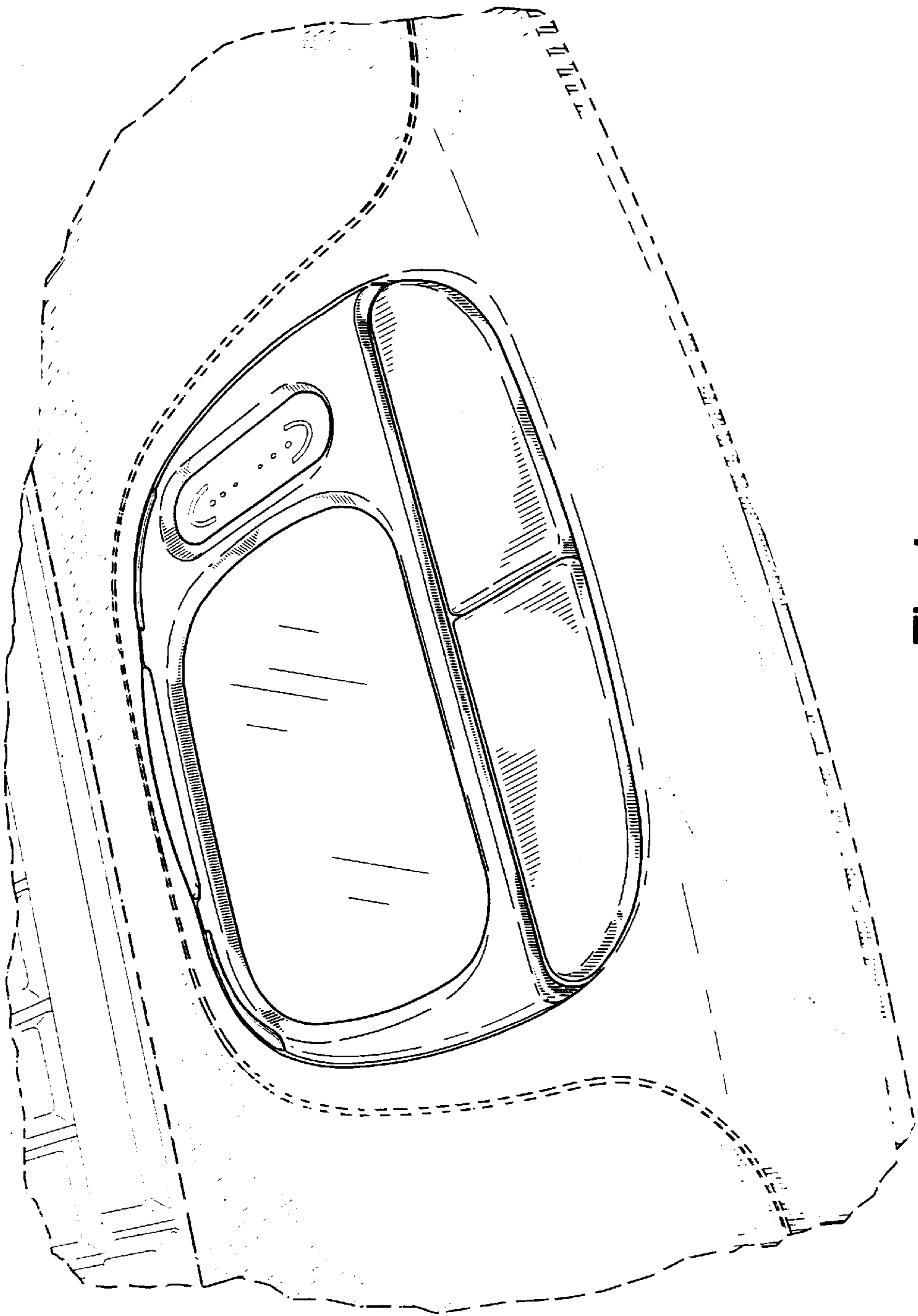


Fig. 1

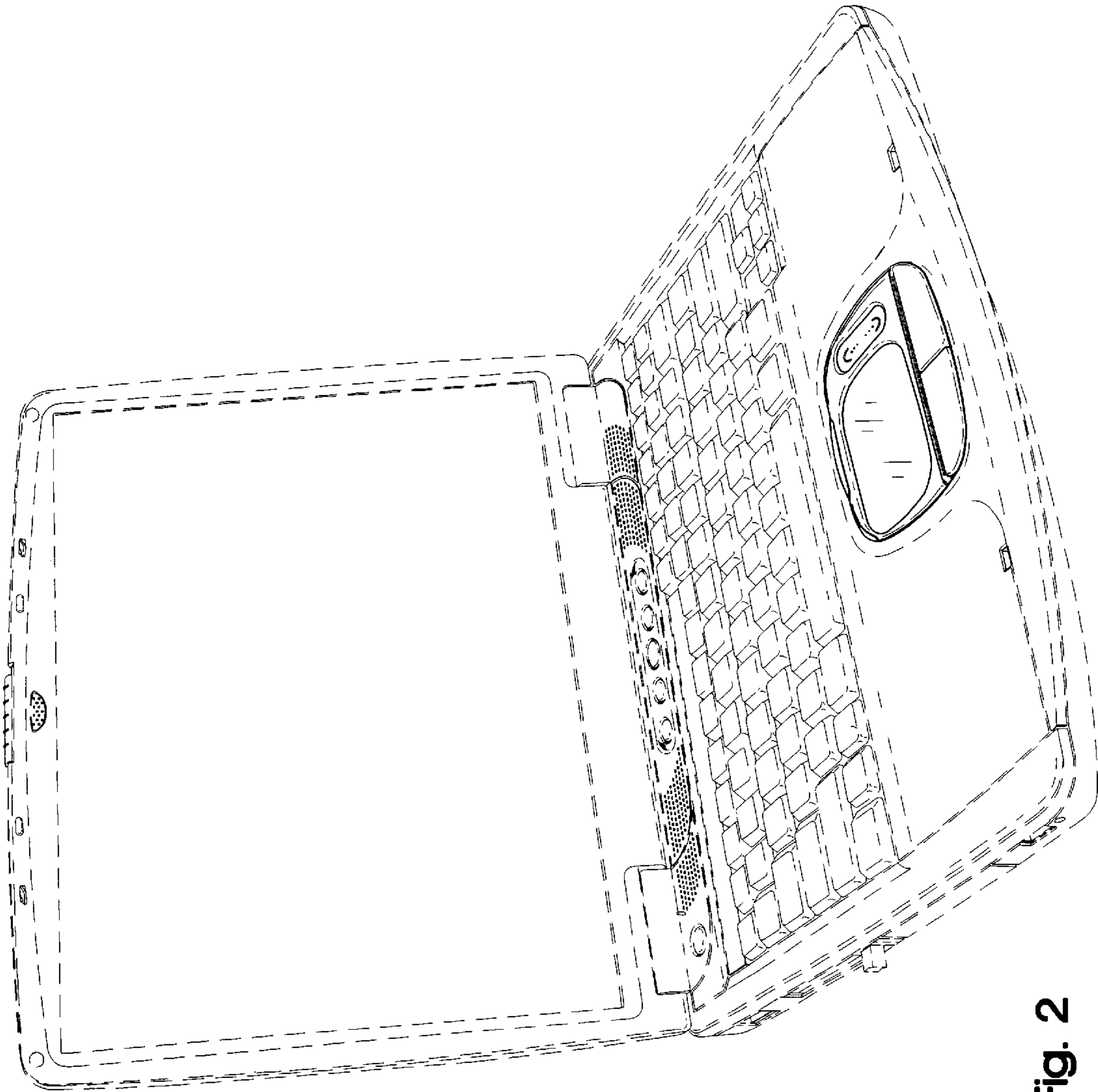


Fig. 2