



US00D480087S

(12) **United States Design Patent**
Tsay

(10) **Patent No.:** **US D480,087 S**

(45) **Date of Patent:** **** Sep. 30, 2003**

(54) **FRONT PANEL FOR COMPUTER CASE**

(75) **Inventor:** **Sheng-Shiuh Tsay, Taoyuan Hsien (TW)**

(73) **Assignee:** **Enlight Corporation, Taoyuan Hsien (TW)**

(**) **Term:** **14 Years**

(21) **Appl. No.:** **29/165,151**

(22) **Filed:** **Aug. 7, 2002**

(51) **LOC (7) Cl.** **14-02**

(52) **U.S. Cl.** **D14/445**

(58) **Field of Search** D14/441-446,
D14/240; D6/492; D13/162, 184, 199; 174/35 GC;
220/4.28; 312/223.2, 223.3; 360/92; 361/680-686,
641, 724

(56) **References Cited**

U.S. PATENT DOCUMENTS

6,000,769 A * 12/1999 Chen 312/223.2
D425,044 S * 5/2000 Jean et al. D14/446

D440,978 S * 4/2001 Jean et al. D14/444
D453,518 S * 2/2002 Jean et al. D14/444
D454,134 S * 3/2002 Chien et al. D14/444
D459,356 S * 6/2002 Chien et al. D14/441

* cited by examiner

Primary Examiner—Freda Nunn

(74) *Attorney, Agent, or Firm*—Troxell Law Office PLLC


(57) **CLAIM**

The ornamental design for a front panel for computer case, as Shown.

DESCRIPTION

FIG. 1 is a front perspective view of a front panel for computer case showing my new design; FIG. 2 is a front elevational view thereof; FIG. 3 is a rear elevational view thereof; FIG. 4 is a left side elevational view thereof; FIG. 5 is a right side elevational view thereof; FIG. 6 is a top plan view thereof; and, FIG. 7 is a bottom plan view thereof.

1 Claim, 6 Drawing Sheets






FIG. 1

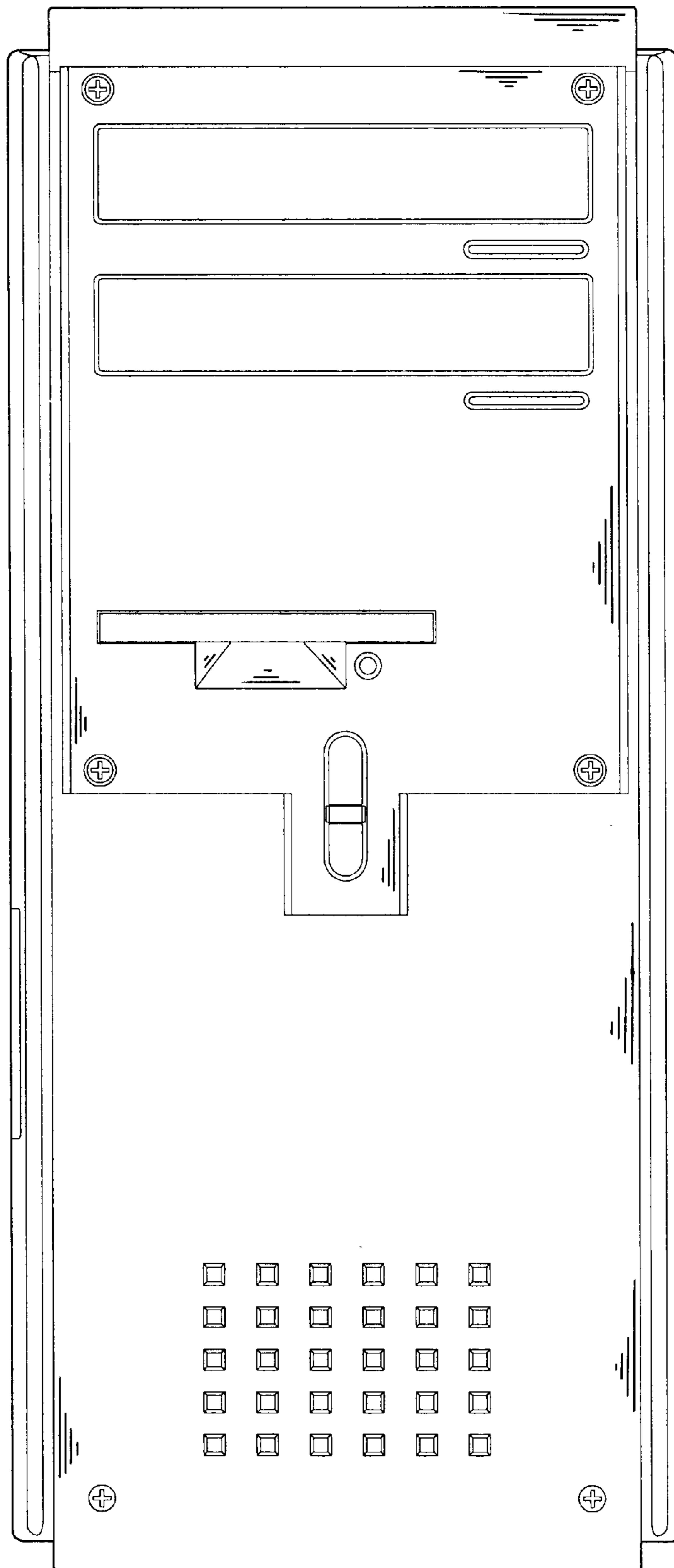


FIG. 2

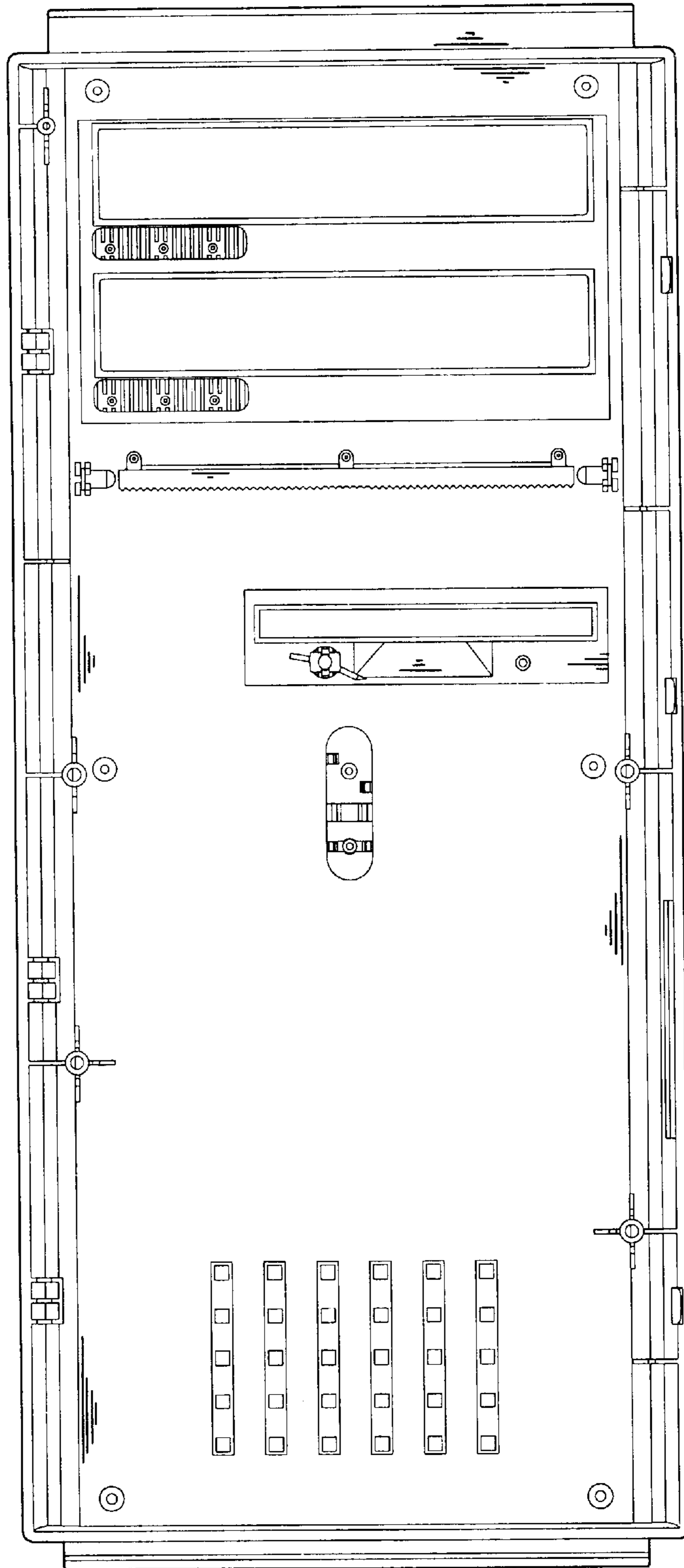


FIG. 3

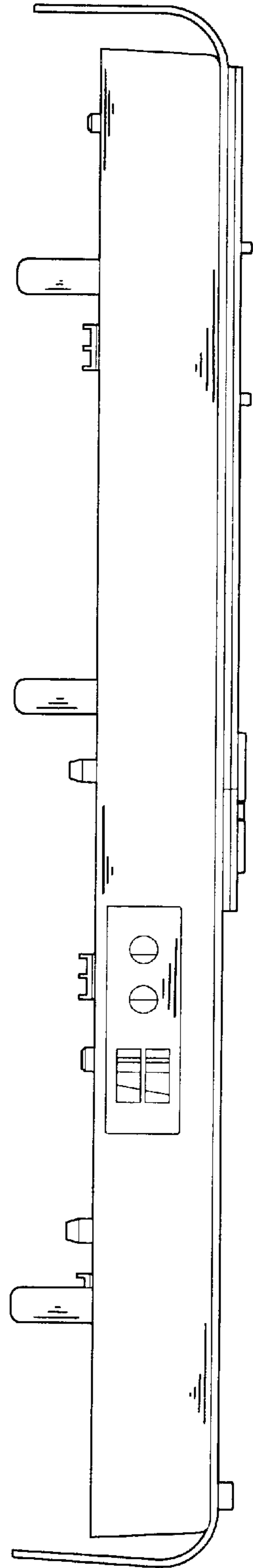


FIG. 4

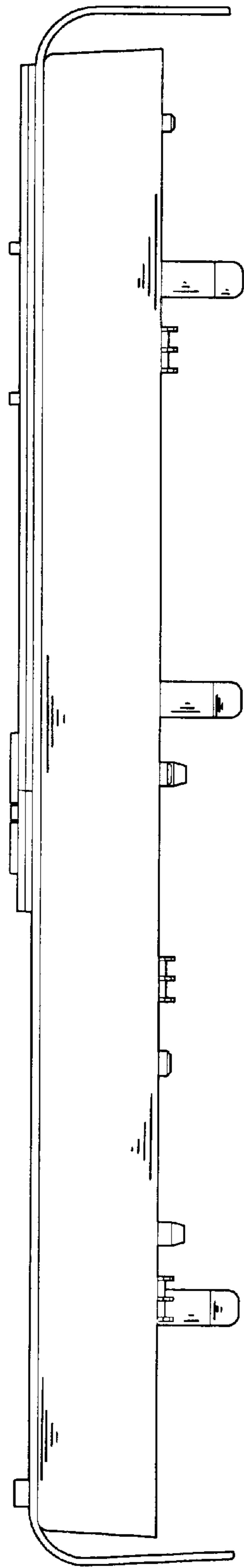


FIG. 5




FIG. 6




FIG. 7