



US00D480081S

(12) **United States Design Patent** (10) **Patent No.:** **US D480,081 S**
Laverick et al. (45) **Date of Patent:** **** Sep. 30, 2003**

(54) **FRONT FACE FOR A HANDHELD NAVIGATION DEVICE**

(75) Inventors: **David Laverick**, Overland Park, KS (US); **Jonathan C. Burrell**, Olathe, KS (US); **David Lammers-Meis**, Prairie Village, KS (US)

(73) Assignee: **Garmin Ltd. (KY)**

(**) Term: **14 Years**

(21) Appl. No.: **29/176,899**

(22) Filed: **Feb. 28, 2003**

(51) **LOC (7) Cl.** **14-02**

(52) **U.S. Cl.** **D14/346**

(58) **Field of Search** D14/346, 454, D14/456, 247, 432, 341-345; D21/331; 341/20, 21, 22; 345/156, 161, 164, 174; 74/471 XY

(56) **References Cited**

U.S. PATENT DOCUMENTS

D355,644 S	*	2/1995	Risko	D14/346
D365,032 S		12/1995	Laverick et al.	D10/78
D365,292 S		12/1995	Laverick et al.	D10/78
D384,661 S		10/1997	Burrell et al.	D14/137
D395,250 S		6/1998	Kabler et al.	D10/65
D426,481 S		6/2000	Laverick	D10/103

D427,919 S		7/2000	Laverick et al.	D10/65
D440,505 S		4/2001	Laverick	D10/65
D456,289 S		4/2002	Laverick	D10/65
D456,394 S		4/2002	Laverick et al.	D14/248
D456,794 S		5/2002	Laverick et al.	D14/138
D460,448 S	*	7/2002	Matsumoto	D14/346
D474,478 S	*	5/2003	Laverick et al.	D14/456
D475,047 S	*	5/2003	Choi et al.	D14/346

* cited by examiner

Primary Examiner—Kay H. Chin

(74) *Attorney, Agent, or Firm*—Devon A. Rolf

(57) **CLAIM**

The ornamental design for a front face for a handheld navigation device, as shown and described.

DESCRIPTION

FIG. 1 is a front perspective view of a front face for a handheld navigation device according to the present invention;

FIG. 2 is a front elevational view thereof;

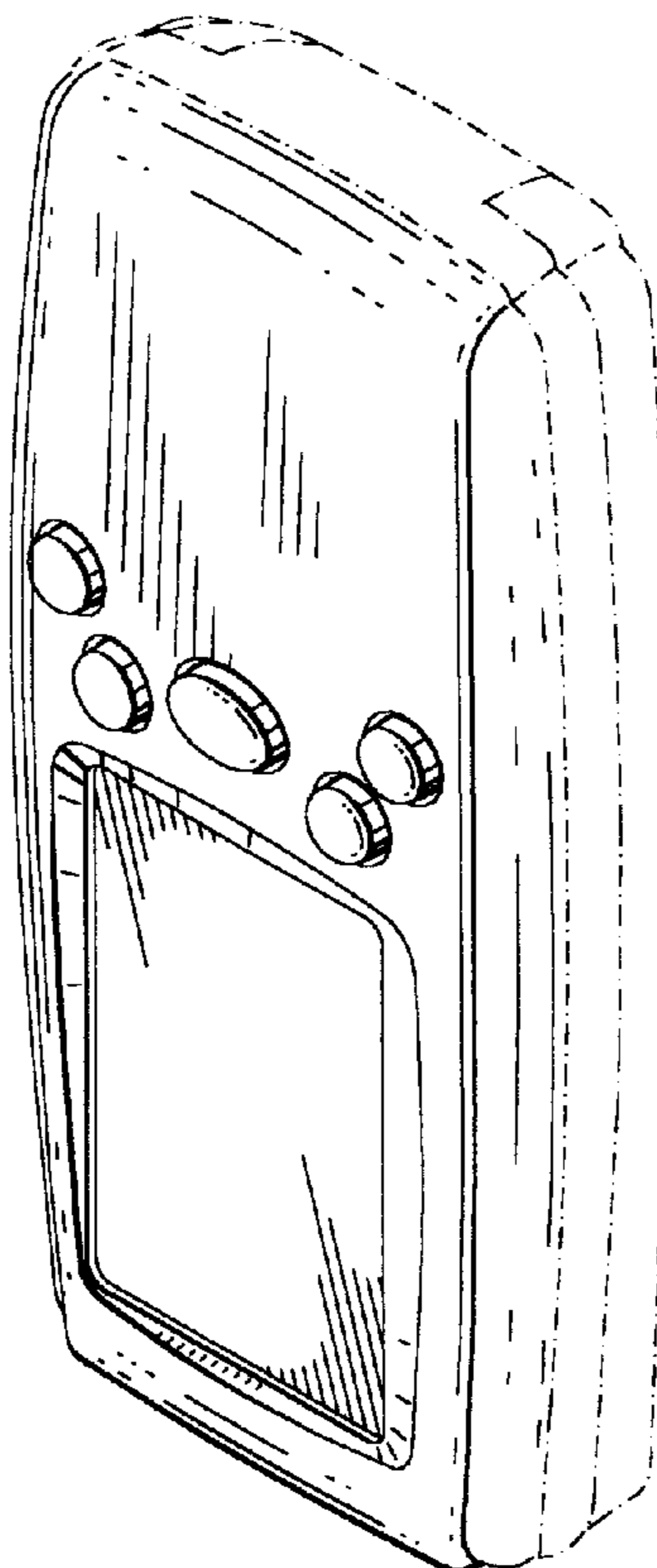
FIG. 3 is a top plan view thereof;

FIG. 4 is a right side view thereof, with the left side being a mirror image; and,

FIG. 5 is a bottom plan view thereof.

The broken lines disclosure of the handheld navigation device shown in all views is for illustrative purposes only and forms no part of the claimed design.

1 Claim, 2 Drawing Sheets



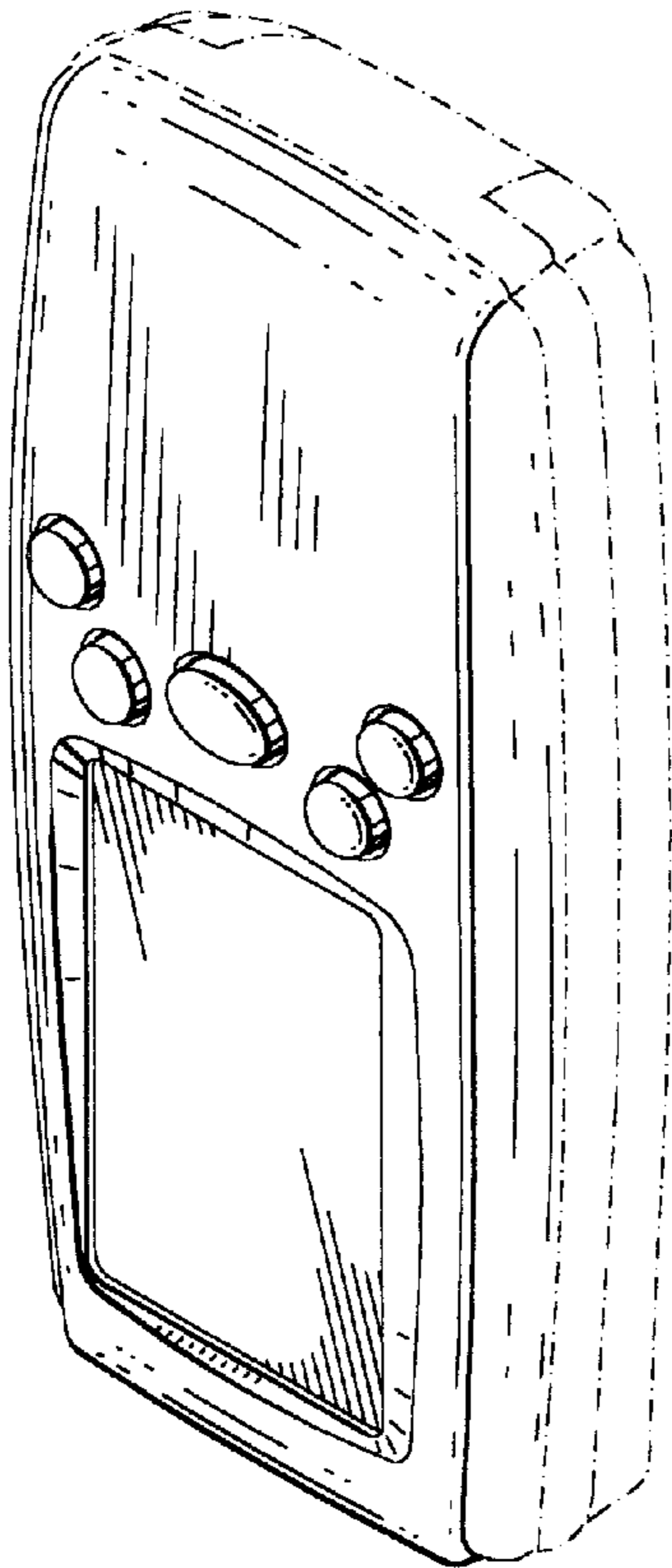


Fig. 1.

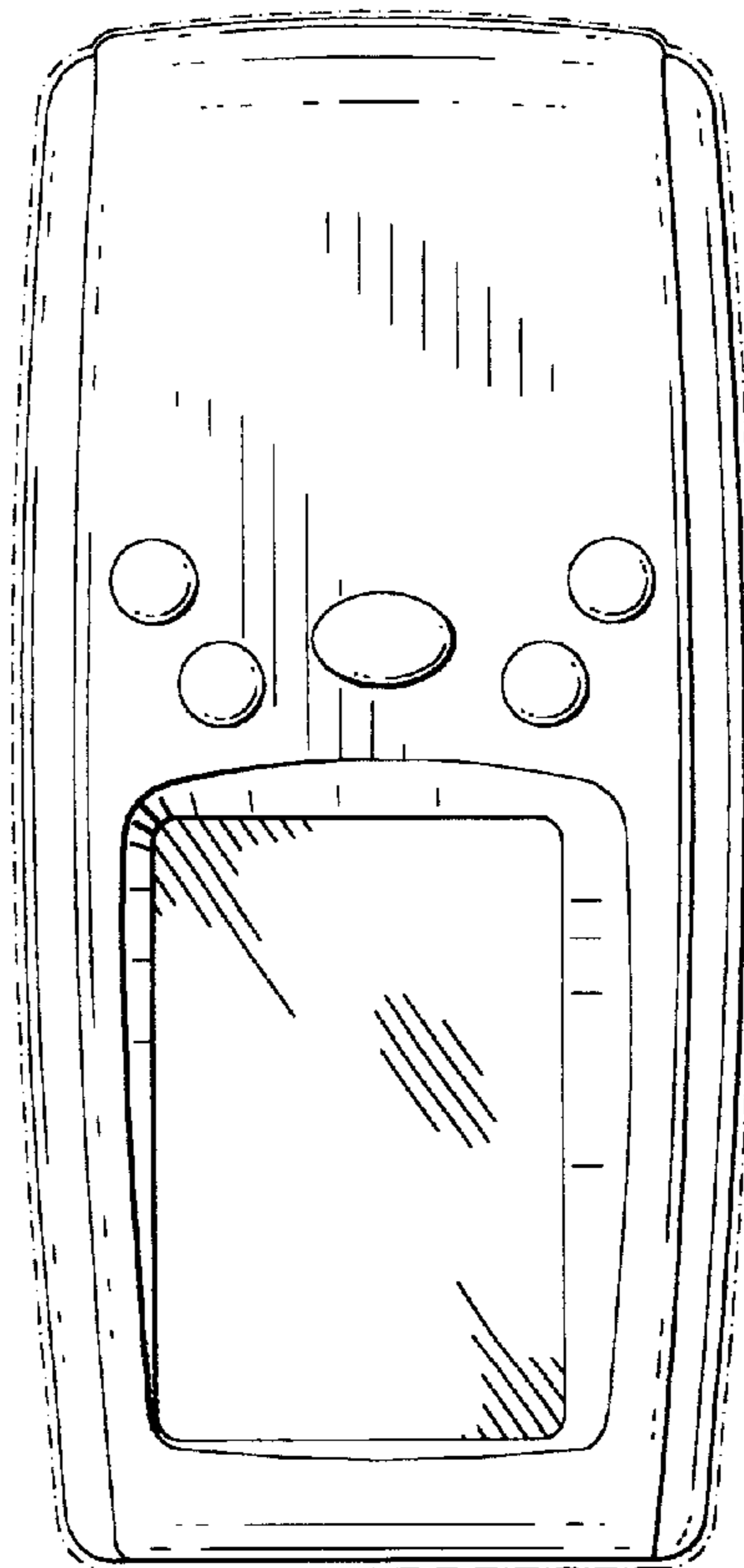


Fig. 2.

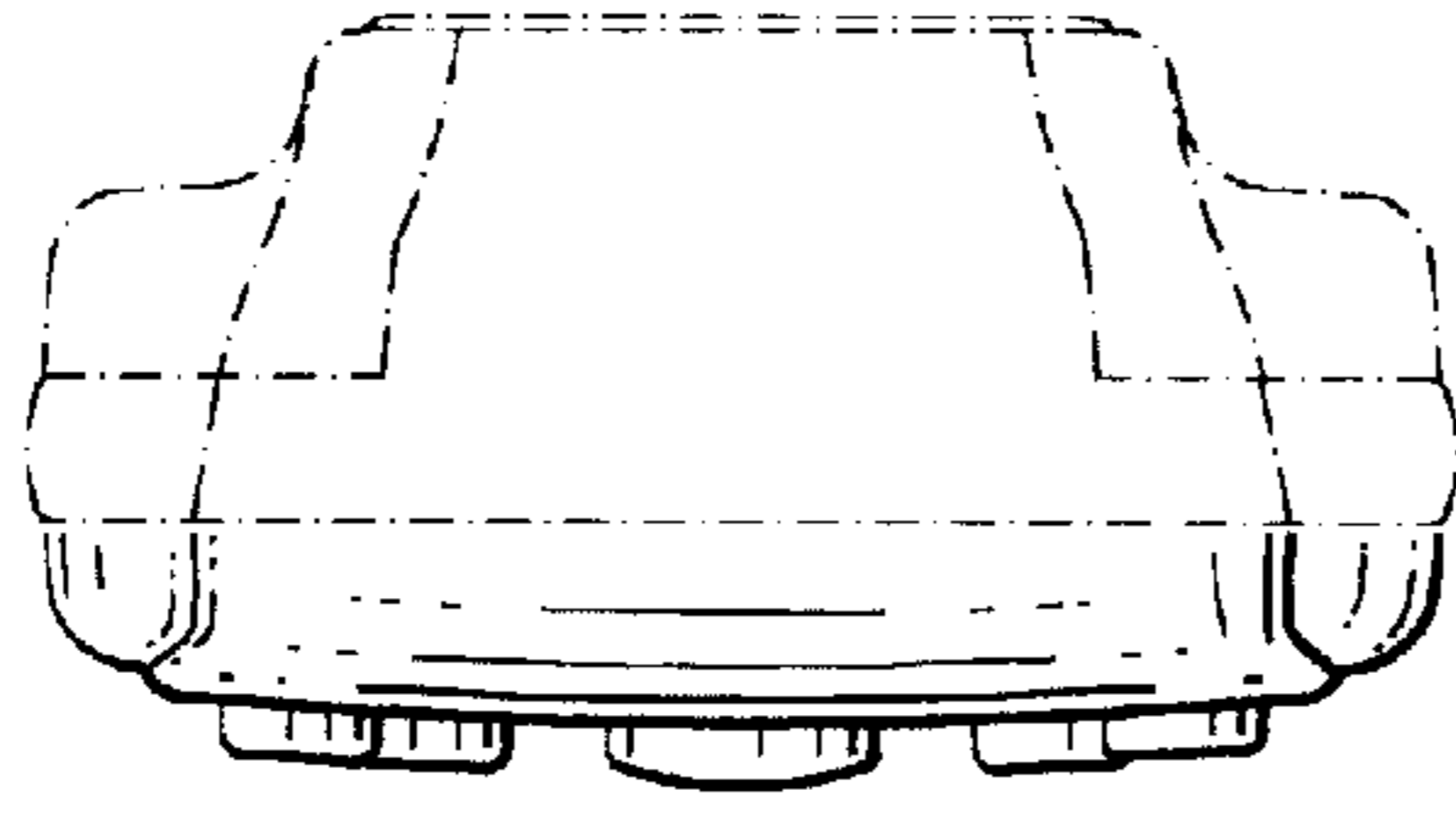


Fig. 3.

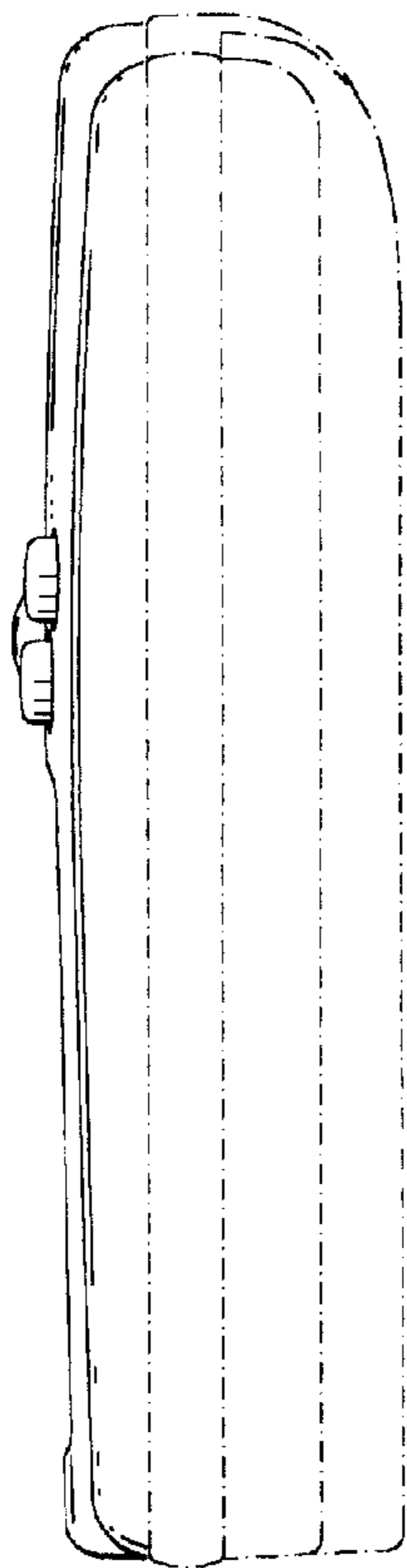


Fig. 4.




Fig. 5.