



US00D480068S

(12) **United States Design Patent**
Shin

(10) **Patent No.:** **US D480,068 S**

(45) **Date of Patent:** **** Sep. 30, 2003**

(54) **SPEAKER**

(75) Inventor: **Ik Soo Shin**, Gyunggi-do (KR)

(73) Assignee: **LG Electronics Inc.**, Seoul (KR)

(**) Term: **14 Years**

(21) Appl. No.: **29/163,579**

(22) Filed: **Jul. 10, 2002**

(30) **Foreign Application Priority Data**

Jan. 30, 2002 (KR) 2002-3034

(51) **LOC (7) Cl.** **14-01**

(52) **U.S. Cl.** **D14/215**

(58) **Field of Search** D14/204, 207,
D14/209-216, 356; 181/144-145, 147-148,
150, 153, 157, 198-199; 381/300-302,
306, 333, 345, 361-364, 386-388

(56) **References Cited**

U.S. PATENT DOCUMENTS

4,214,645 A * 7/1980 Plourde 181/148

D271,967 S * 12/1983 Meyer et al. D14/214

D333,467 S * 2/1993 Yamamoto D14/214

5,875,255 A * 2/1999 Campbell 381/345

D422,593 S * 4/2000 Ito et al. D14/214

D439,239 S * 3/2001 Ito et al. D14/215

* cited by examiner

Primary Examiner—Nanda Bondade

(74) *Attorney, Agent, or Firm*—Birch, Stewart, Kolasch & Birch, LLP

(57) **CLAIM**

The ornamental design for speaker, as shown and described.

DESCRIPTION

FIG. 1 is a perspective view of a speaker showing the new design:

FIG. 2 is a front view thereof;

FIG. 3 is a rear view thereof;

FIG. 4 is a left-side view thereof;

FIG. 5 is a right-side view thereof;

FIG. 6 is a top plan view thereof; and,

FIG. 7 is a bottom plan view thereof.

1 Claim, 4 Drawing Sheets




FIG. 1




FIG. 2

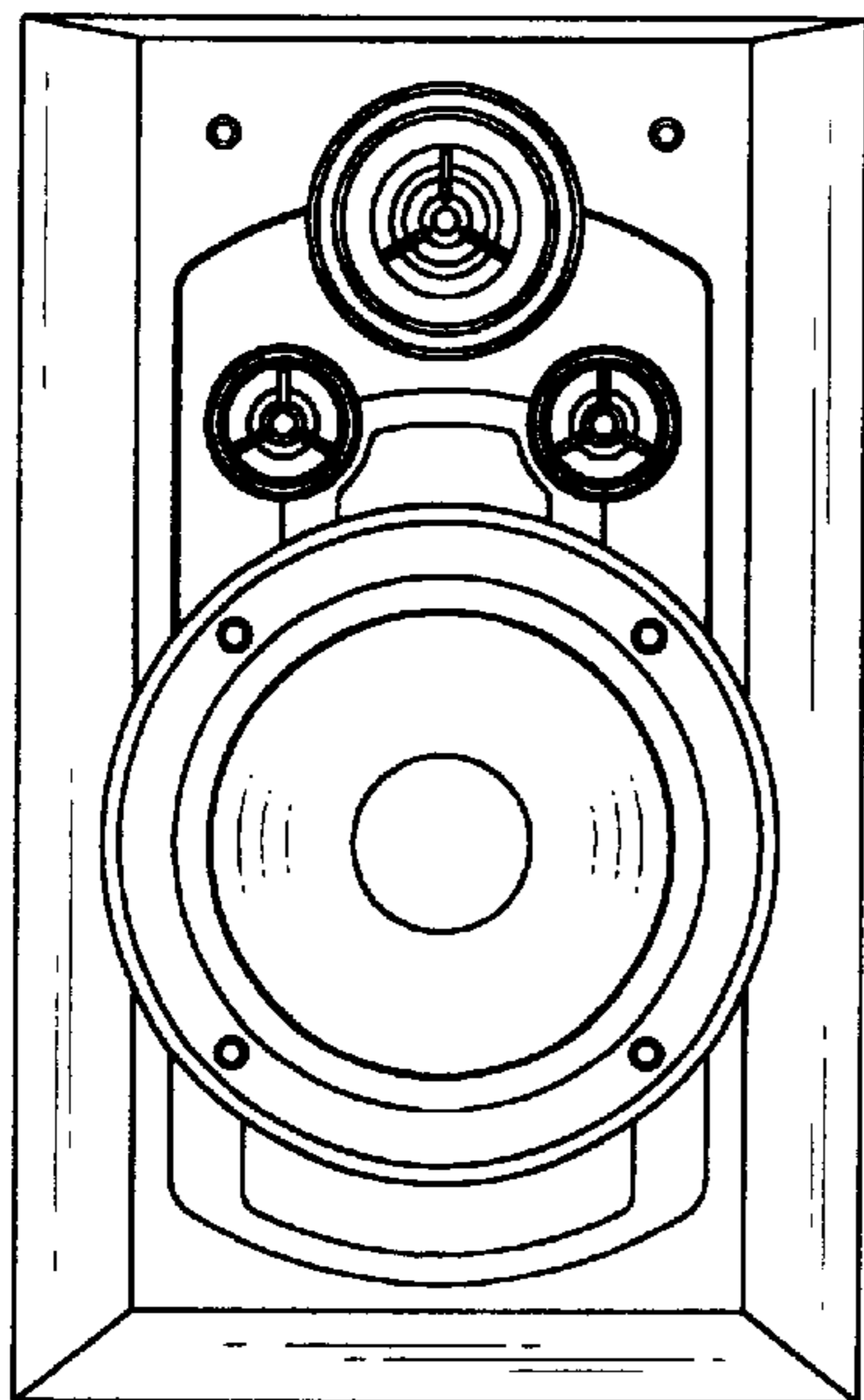


FIG. 3




FIG. 4



FIG. 5

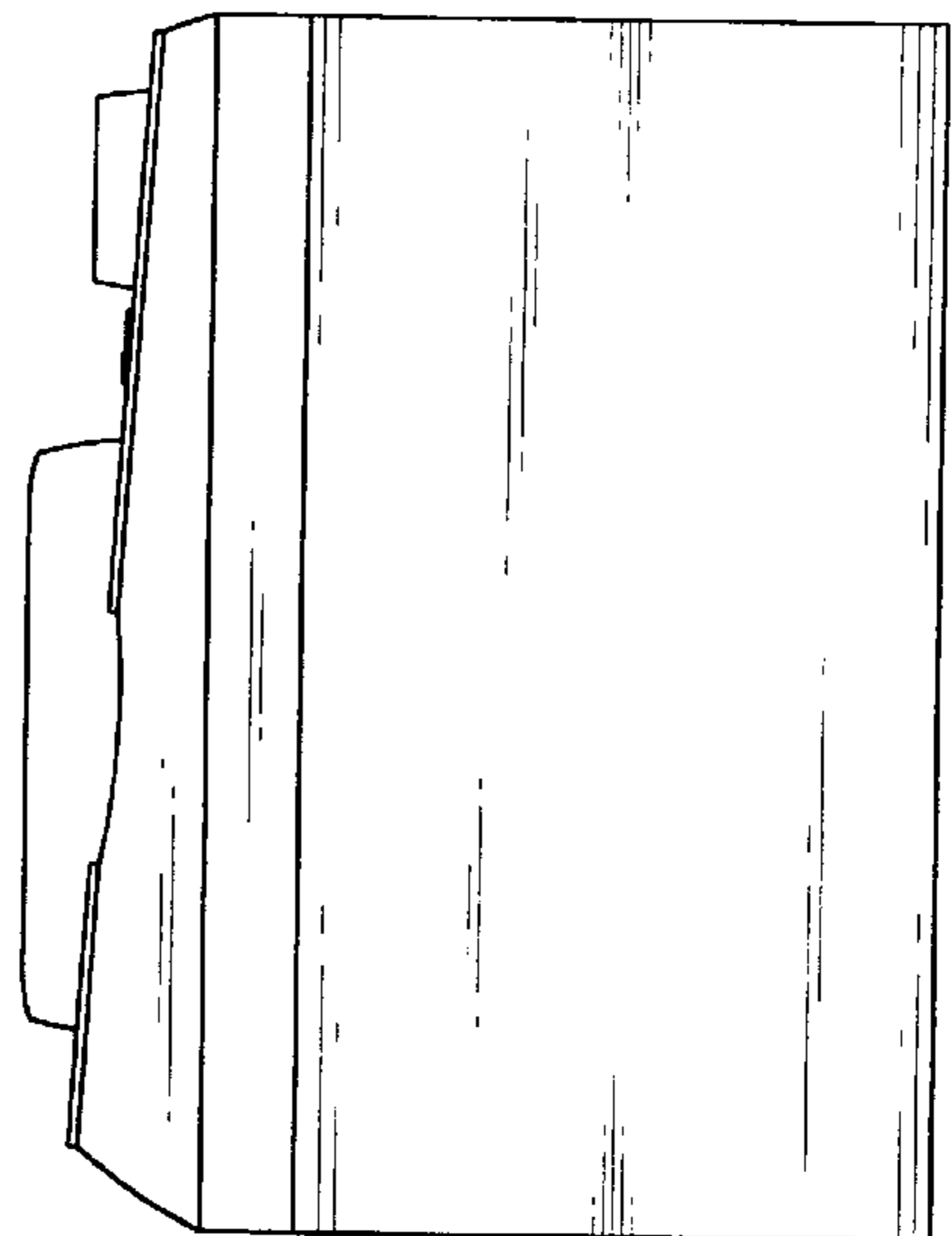


FIG. 6

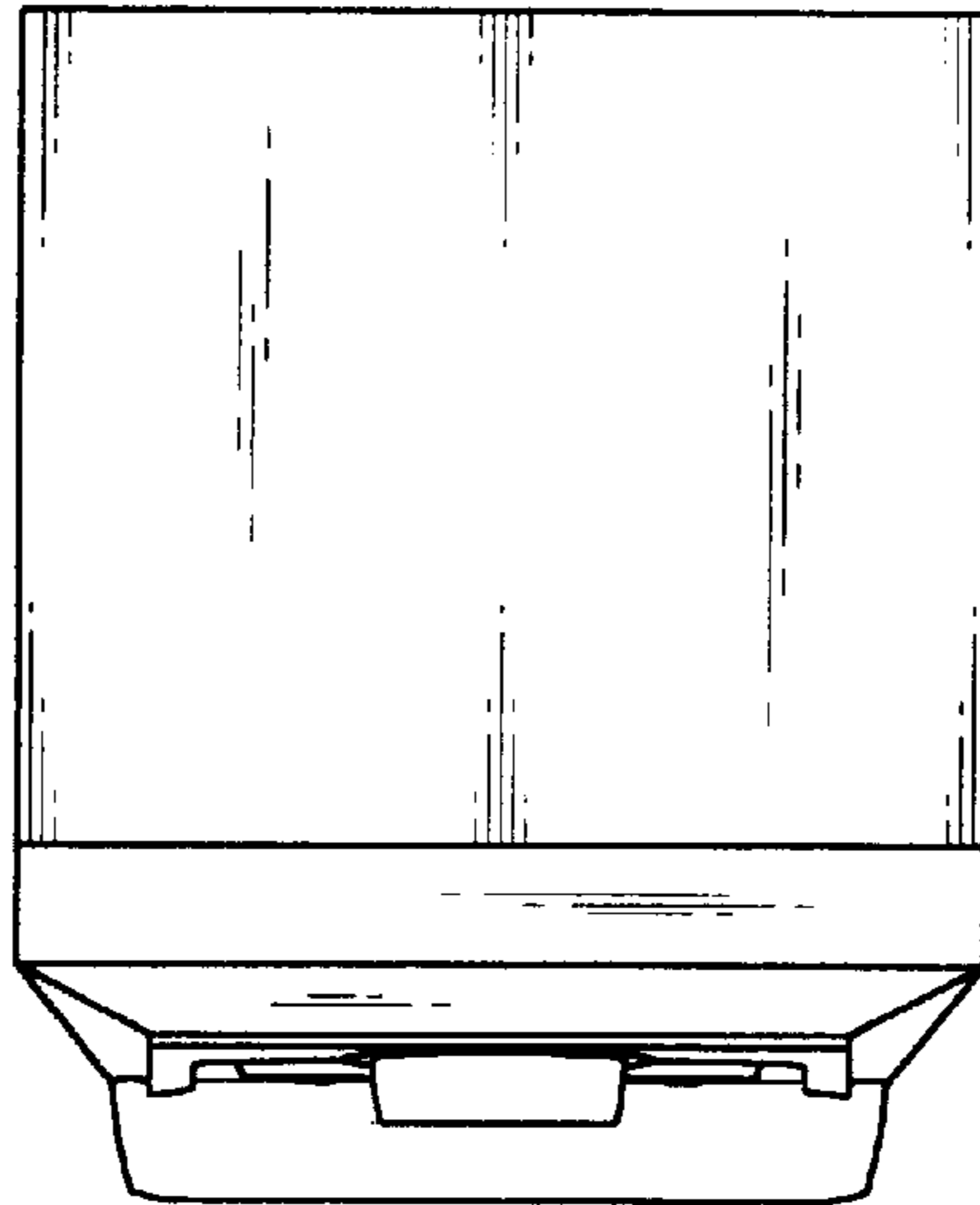


FIG. 7

