



US00D480065S

(12) **United States Design Patent**
Rivera

(10) **Patent No.: US D480,065 S**

(45) **Date of Patent: ** *Sep. 30, 2003**

(54) **MICROPHONE AND SPEAKER CAPSULE
FOR CELLULAR PHONE HEADSET**

(76) **Inventor: Adrian Rivera**, P.O. Box 370861, Las Vegas, NV (US) 89137

(*) **Notice:** This patent is subject to a terminal disclaimer.

(**) **Term: 14 Years**

(21) **Appl. No.: 29/157,713**

(22) **Filed: Mar. 22, 2002**

(51) **LOC (7) Cl. 14-01**

(52) **U.S. Cl. D14/206**

(58) **Field of Search** D14/168, 188,
D14/192, 205, 206, 223, 226; 181/129,
130; 379/430, 433; 381/330, 370, 380,
381, 388

(56) **References Cited**

U.S. PATENT DOCUMENTS

4,090,042 A	5/1978	Larkin	
4,347,911 A	9/1982	Bertagna et al.	
4,893,344 A *	1/1990	Tragardh et al.	381/381
D314,964 S *	2/1991	Chung	D14/192
D316,550 S *	4/1991	Sogabe	D14/16 B
D318,670 S *	7/1991	Taniguchi	D14/205
D326,655 S *	6/1992	Iribe	D14/192

D334,043 S *	3/1993	Taniguchi et al.	D14/223 X
5,613,222 A	3/1997	Guenther	
6,021,207 A	2/2000	Puthuff et al.	
D430,139 S *	8/2000	Peters et al.	D14/205
6,122,369 A *	9/2000	Hwang et al.	379/420.04
D448,359 S *	9/2001	Do et al.	D14/223
D458,246 S *	6/2002	Davies et al.	D14/206
D458,248 S *	6/2002	Davies et al.	D14/206

* cited by examiner

Primary Examiner—Paula A. Mortimer

(74) *Attorney, Agent, or Firm*—Knobbe Martens Olson & Bear LLP

(57) **CLAIM**

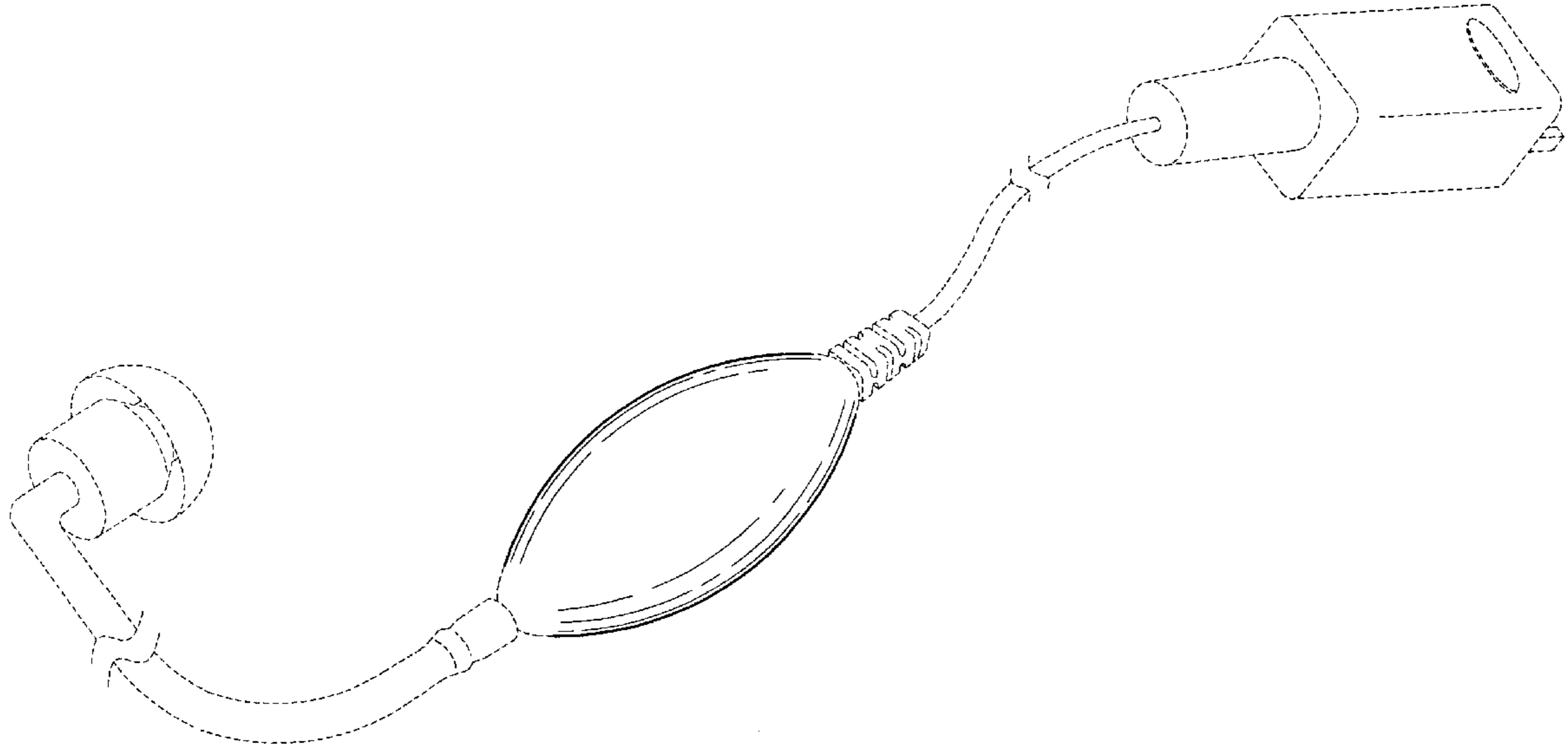
The ornamental design for a microphone and speaker capsule for cellular phone headset, as shown and described.

DESCRIPTION

FIG. 1 is a perspective view of the microphone and speaker capsule of the present design;
FIG. 2 is a front view of the microphone and speaker capsule of FIG. 1, the back view being identical thereto;
FIG. 3 is a bottom view of the microphone and speaker capsule of FIG. 1; and,
FIG. 4 is a top view of the microphone and speaker capsule of FIG. 1.

The broken lines are for illustrative purposes only and form no part of the claimed design.

1 Claim, 2 Drawing Sheets



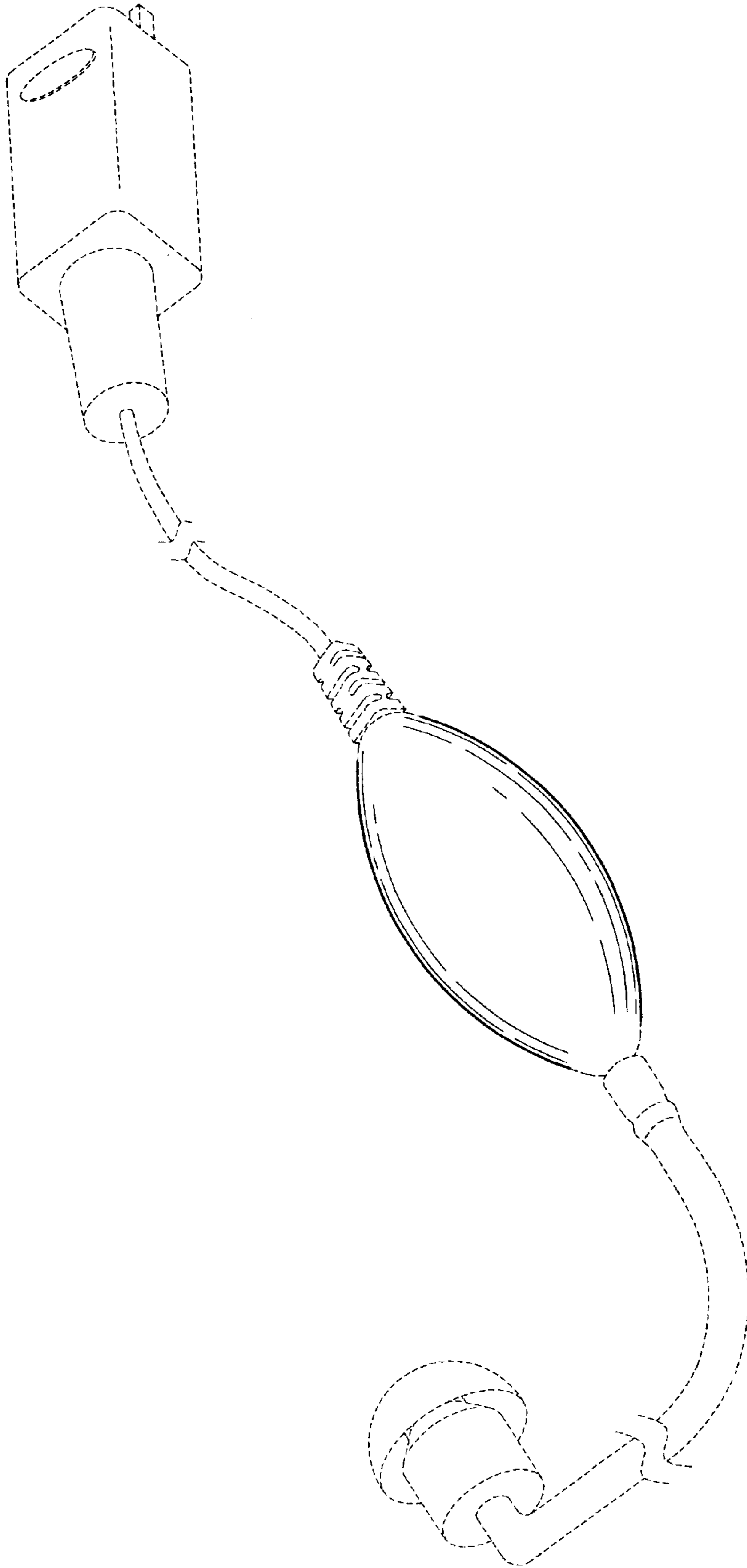


FIG. 1

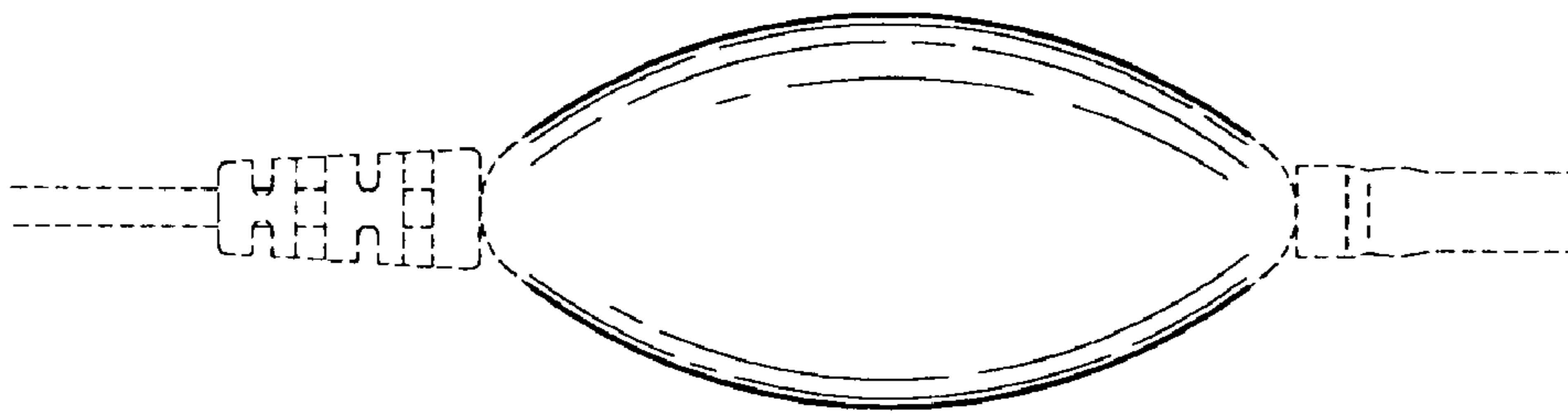


FIG. 2

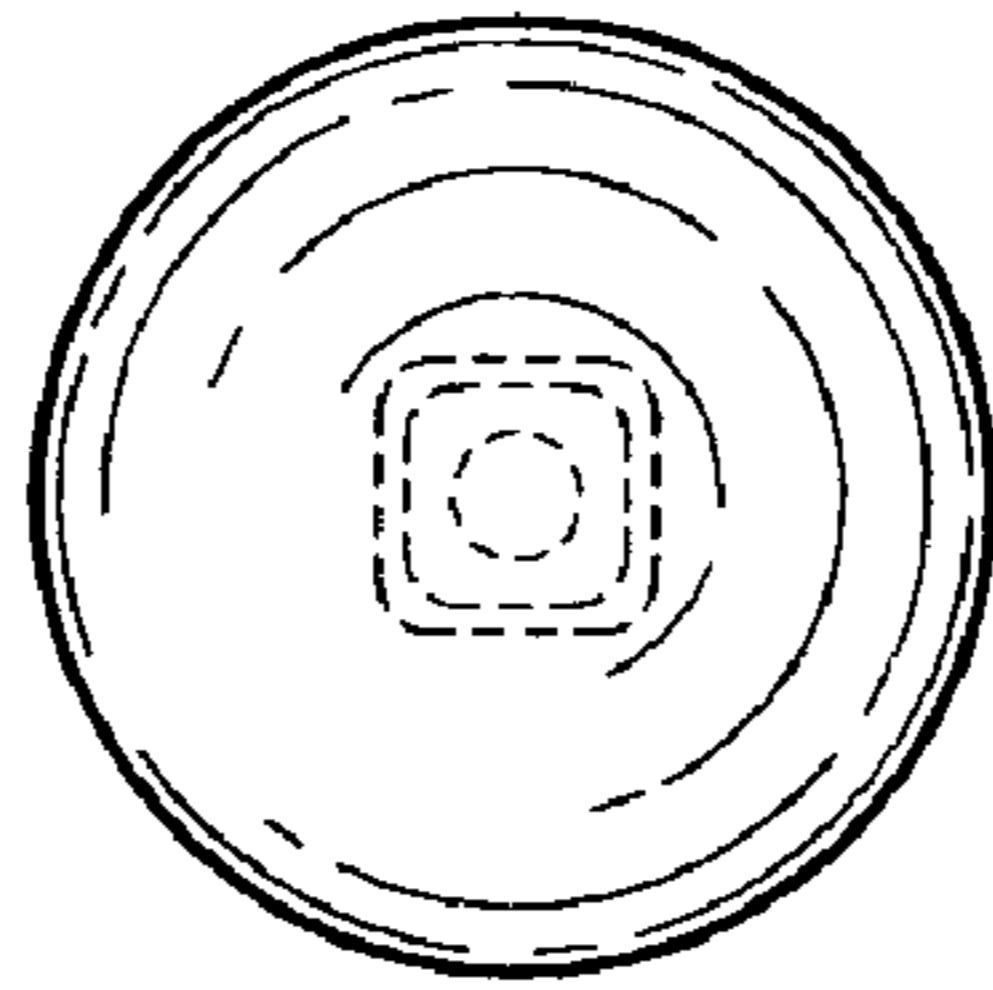


FIG. 3

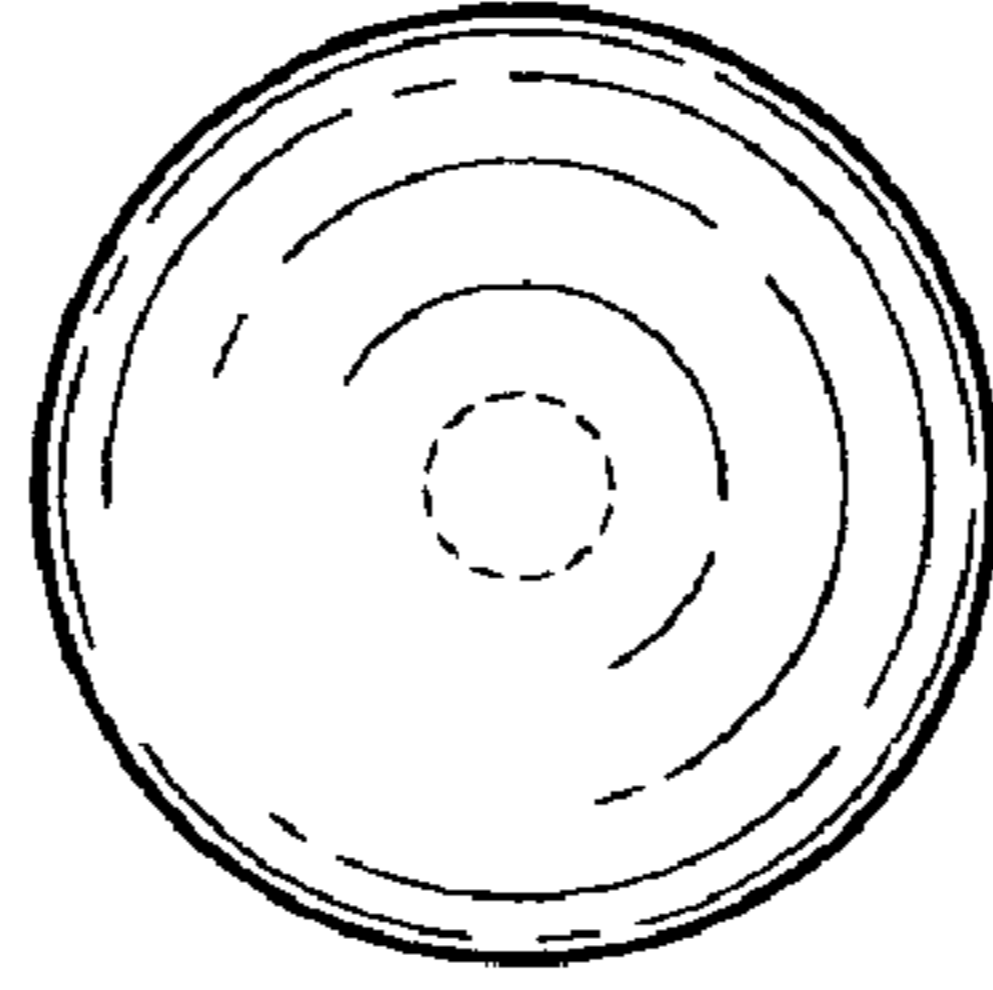


FIG. 4