



US00D480024S

(12) **United States Design Patent**
Gunter et al.

(10) **Patent No.:** **US D480,024 S**

(45) **Date of Patent:** **** Sep. 30, 2003**

(54) **TRICYCLE**

(75) **Inventors:** **David M. Gunter**, Kettering, OH (US);
John E. Fowler, Centerville, OH (US)

(73) **Assignee:** **Huffy Corporation**, Miamisburg, OH (US)

(**) **Term:** **14 Years**

(21) **Appl. No.:** **29/166,908**

(22) **Filed:** **Sep. 5, 2002**

(51) **LOC (7) Cl.** **12-11**

(52) **U.S. Cl.** **D12/112**

(58) **Field of Search** D12/110-113,
D12/117-119; 280/259, 274-280, 281.1,
282-288, 288.1-288.3; D21/423, 432, 435

(56) **References Cited**

U.S. PATENT DOCUMENTS

1,474,577 A	11/1923	Bobbitt	
1,910,018 A	5/1933	Jones	
3,152,838 A	10/1964	Morehead	
3,504,934 A	4/1970	Wallis	
3,601,213 A	8/1971	Patin	
D224,254 S	7/1972	Hill	
D231,209 S	4/1974	Williams	
3,811,695 A	5/1974	Curtis	
3,931,989 A	1/1976	Nagamitsu	
4,103,921 A	8/1978	Brooks et al.	
4,111,446 A	9/1978	Kassai	
4,159,752 A	7/1979	Kanno	
4,168,846 A	9/1979	Carren	
D263,944 S	4/1982	Arad et al.	
4,429,760 A	2/1984	Koizumi et al.	
D277,947 S	3/1985	Blumenthal	
D279,464 S	7/1985	Kane	
4,546,991 A	10/1985	Allen et al.	
4,580,802 A	4/1986	Herman et al.	
4,657,270 A	4/1987	Allen et al.	
D295,989 S	* 5/1988	Cummings D21/423
D296,774 S	7/1988	Armstrong	
5,022,671 A	6/1991	Jones, Jr.	

5,071,150 A	12/1991	Conrad
D334,157 S	3/1993	Tonelli
D366,635 S	1/1996	Pasin et al.
5,499,834 A	3/1996	Pasin et al.
5,568,934 A	10/1996	Niemeyer
5,765,871 A	6/1998	Wyman et al.
D411,971 S	7/1999	McMahon et al.
6,095,543 A	8/2000	McMahon et al.
D434,350 S	11/2000	Van Der Linden
6,152,473 A	11/2000	Shih
6,161,847 A	12/2000	Howell et al.
6,164,666 A	12/2000	Prea
D450,631 S	11/2001	Ridley et al.
2001/0035626 A1	11/2001	Kettler

OTHER PUBLICATIONS

U.S. Design patent application Ser. No. 29/163,661 filed Jul. 10, 2002.

* cited by examiner

Primary Examiner—Pamela Burgess

Assistant Examiner—Linda Brooks

(74) *Attorney, Agent, or Firm*—Dinsmore & Shohl LLP


(57) **CLAIM**

The ornamental design for a tricycle, as shown and described.

DESCRIPTION

FIG. 1 is a perspective view of a tricycle embodying our new design;
FIG. 2 is a left side elevational view thereof;
FIG. 3 is a right side elevational view thereof except that the rear right wheel has been removed to reveal a better view of portions of the rear wheel support, wherein the revealed portions would appear as a mirror image thereof in FIG. 2 if the left rear wheel was correspondingly removed;
FIG. 4 is a top plan view thereof;
FIG. 5 is a bottom plan view thereof;
FIG. 6 is a front elevational view thereof; and,
FIG. 7 is a rear elevational view thereof.

1 Claim, 7 Drawing Sheets



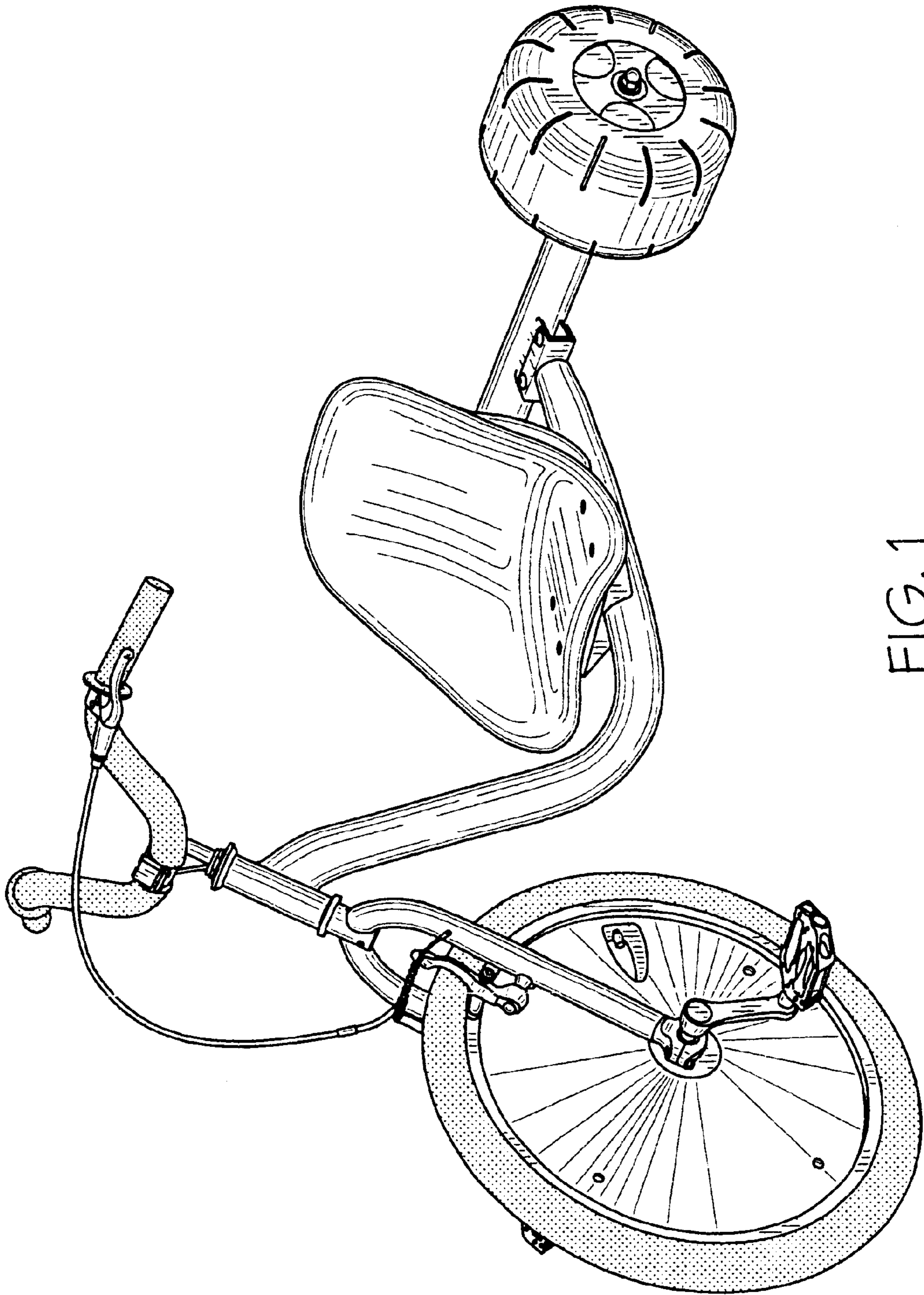


FIG. 1

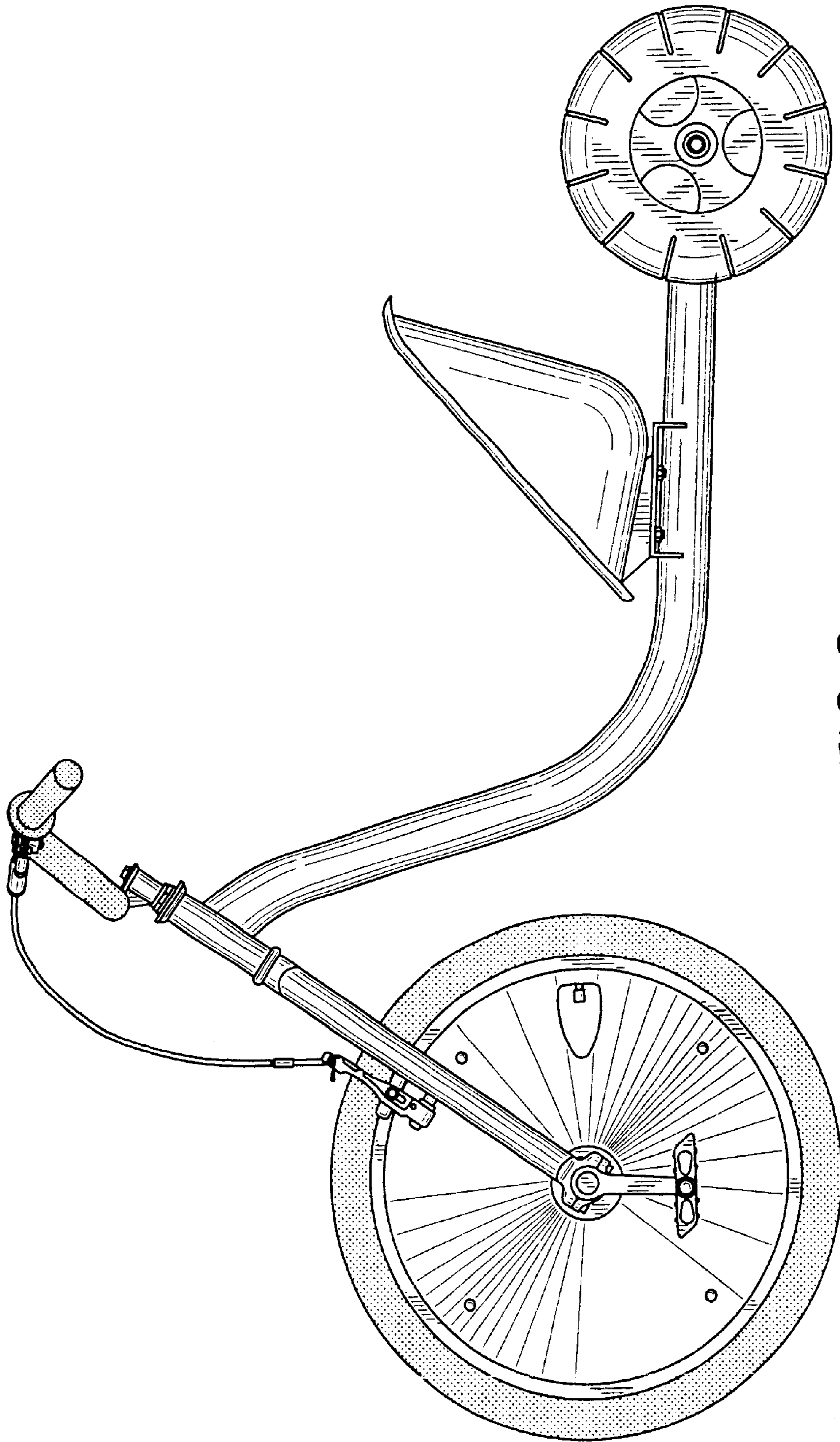


FIG. 2

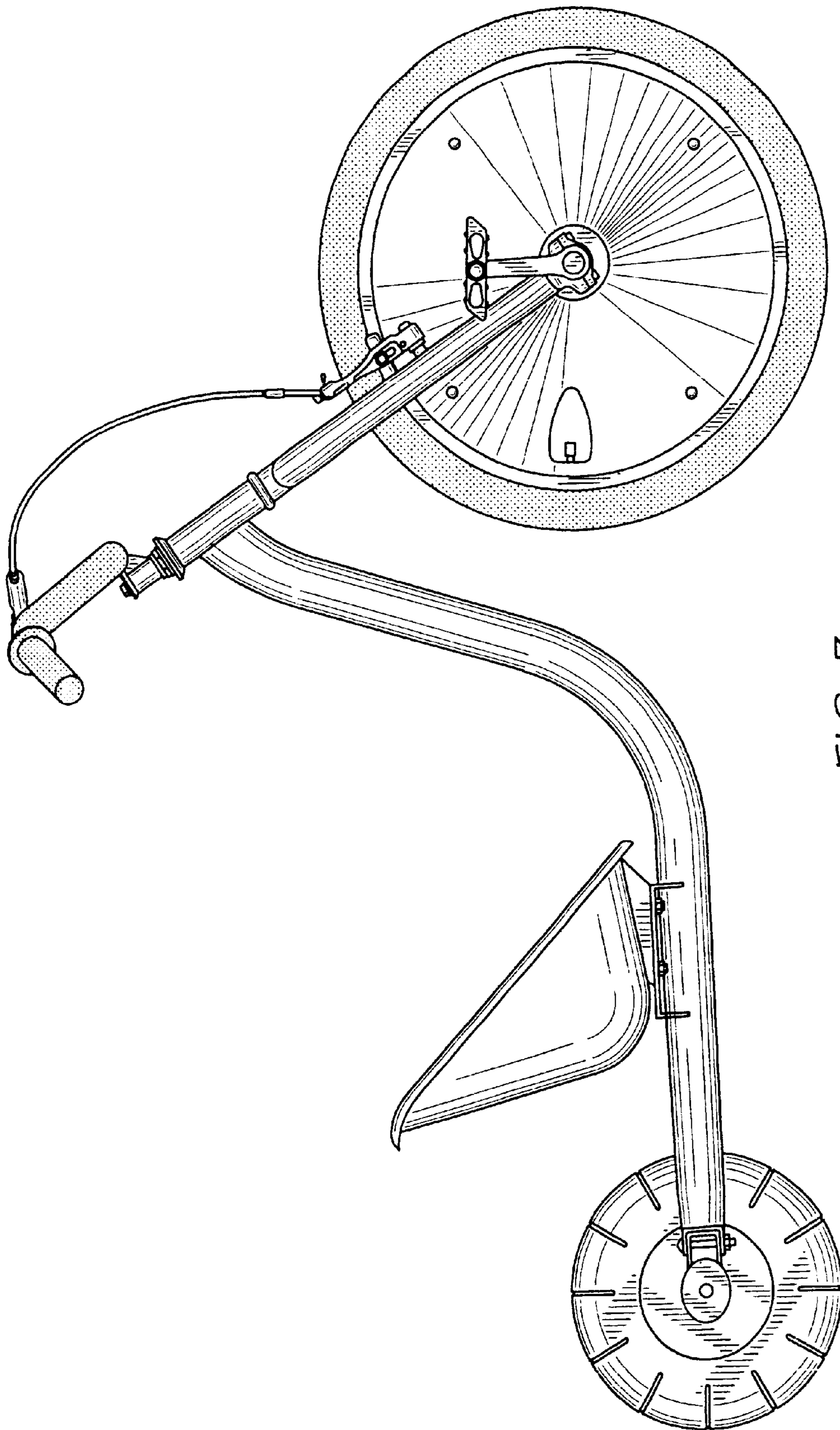


FIG. 3

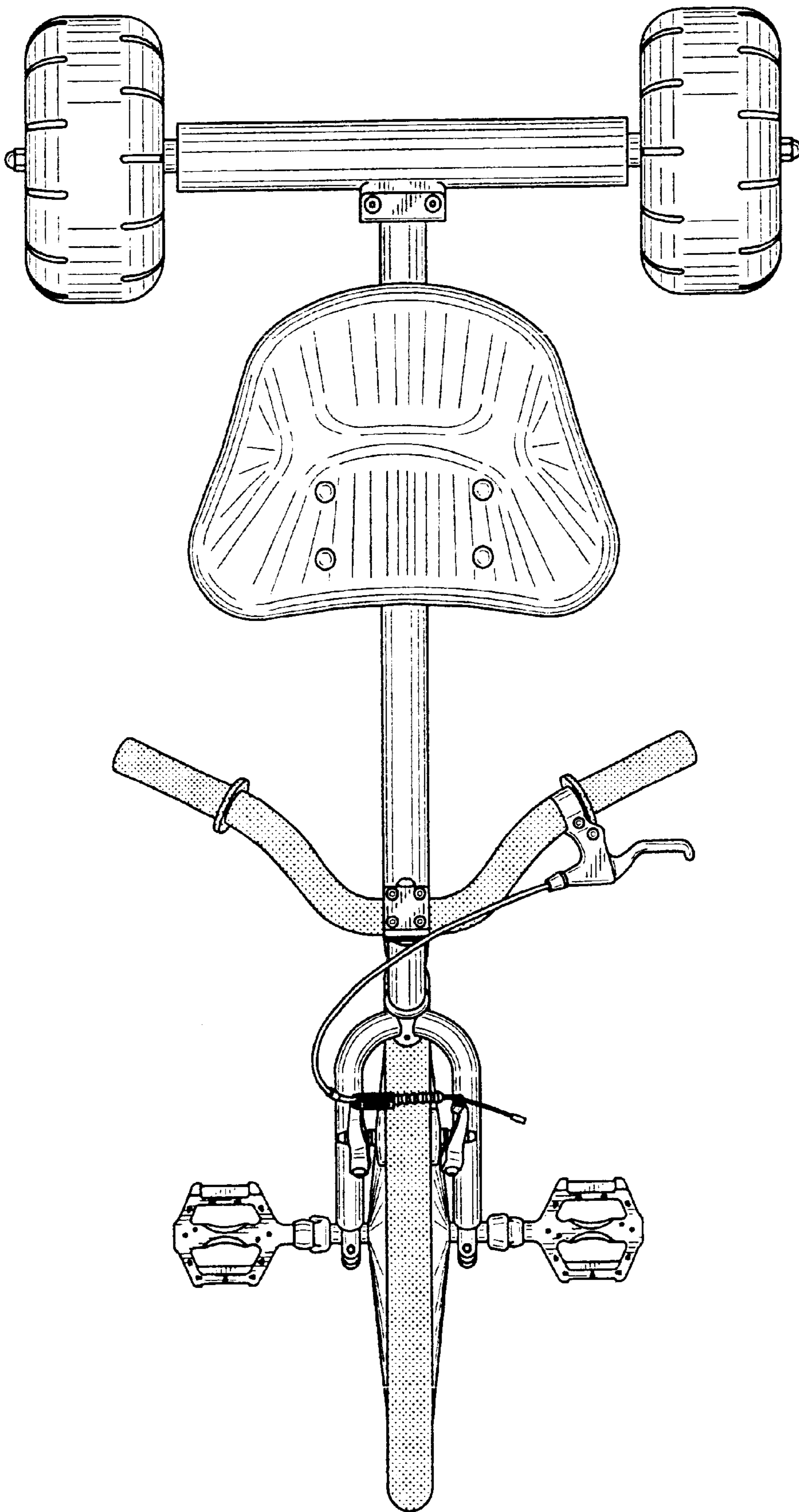


FIG. 4

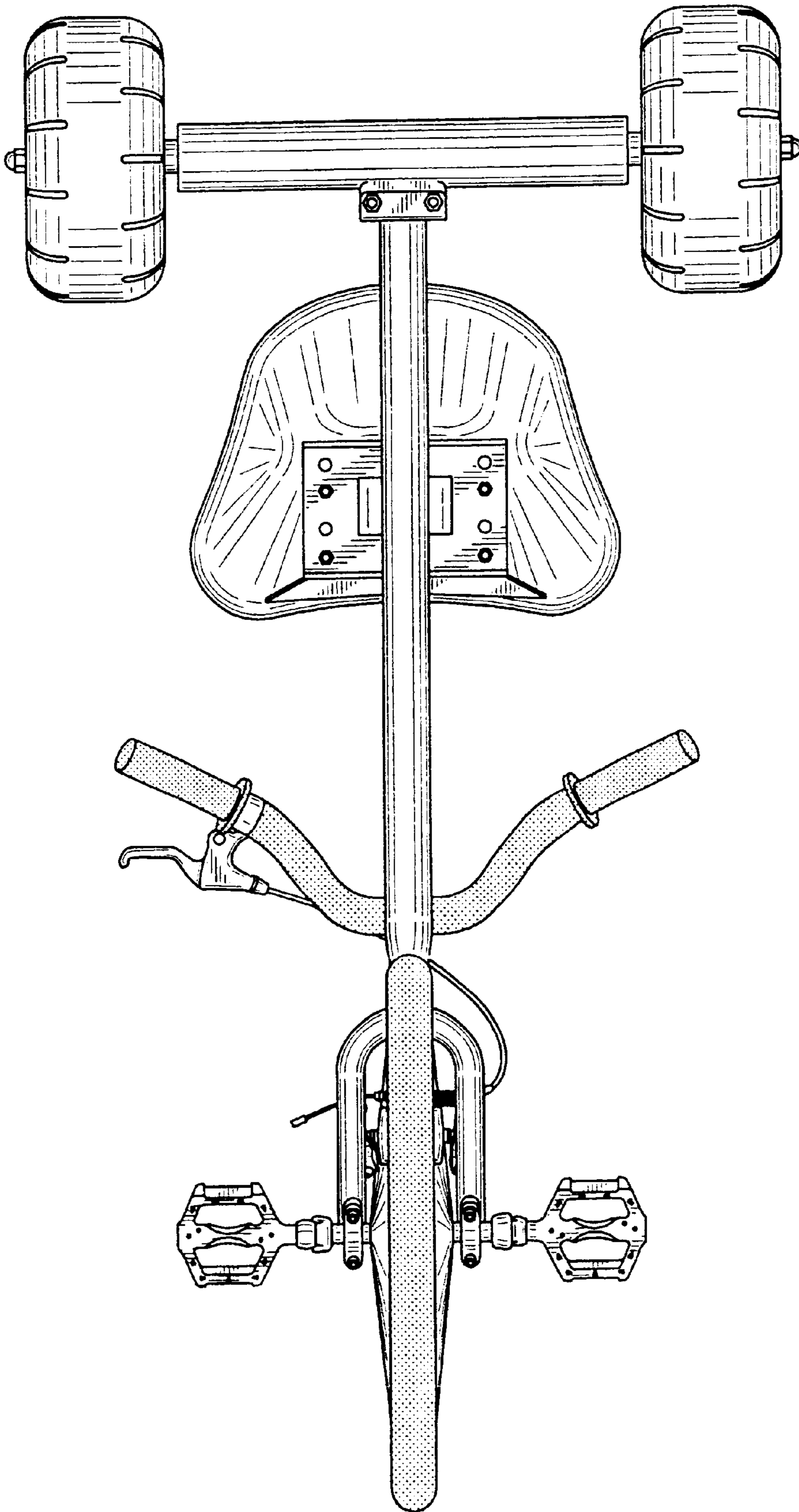


FIG. 5

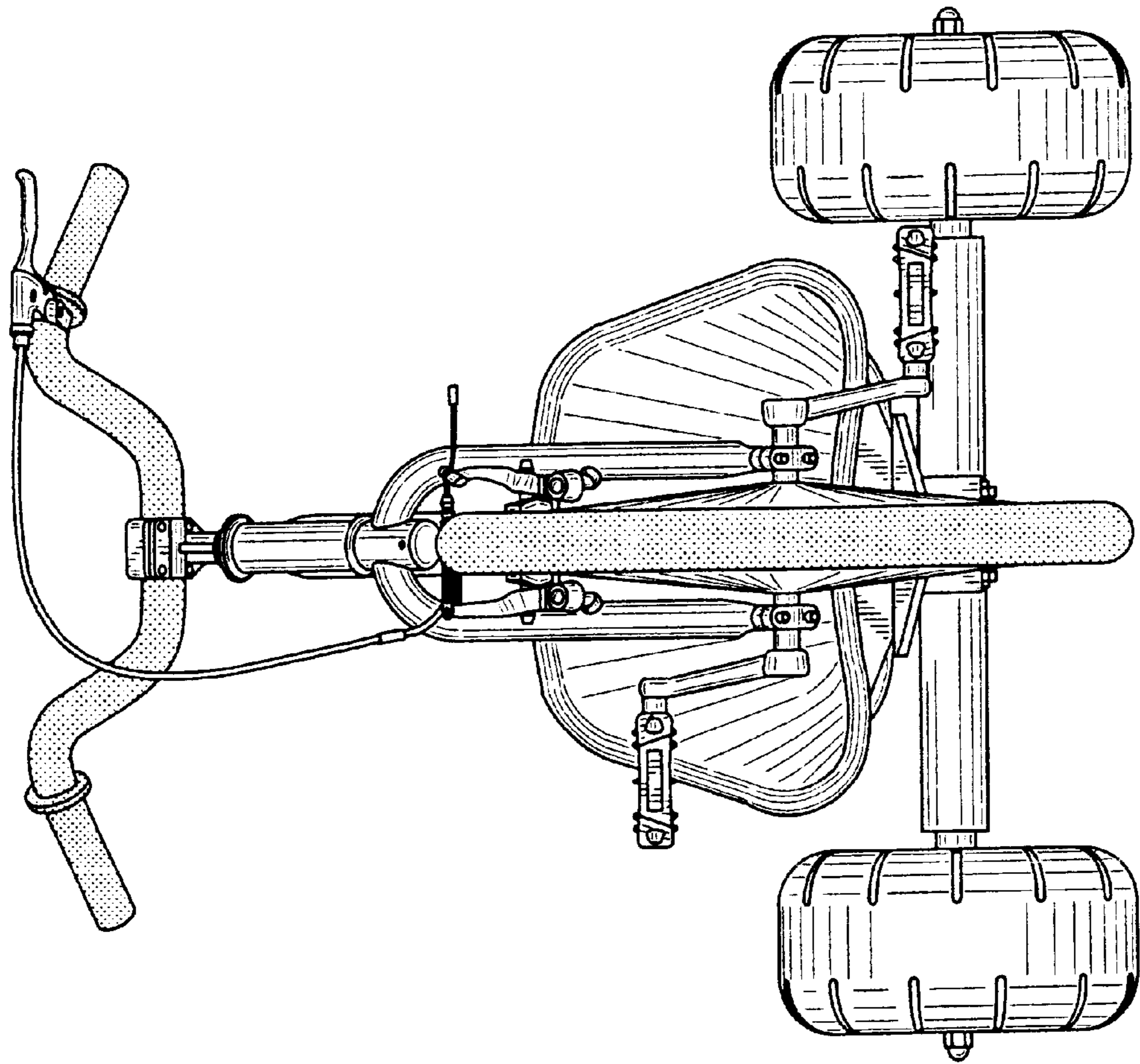


FIG. 6

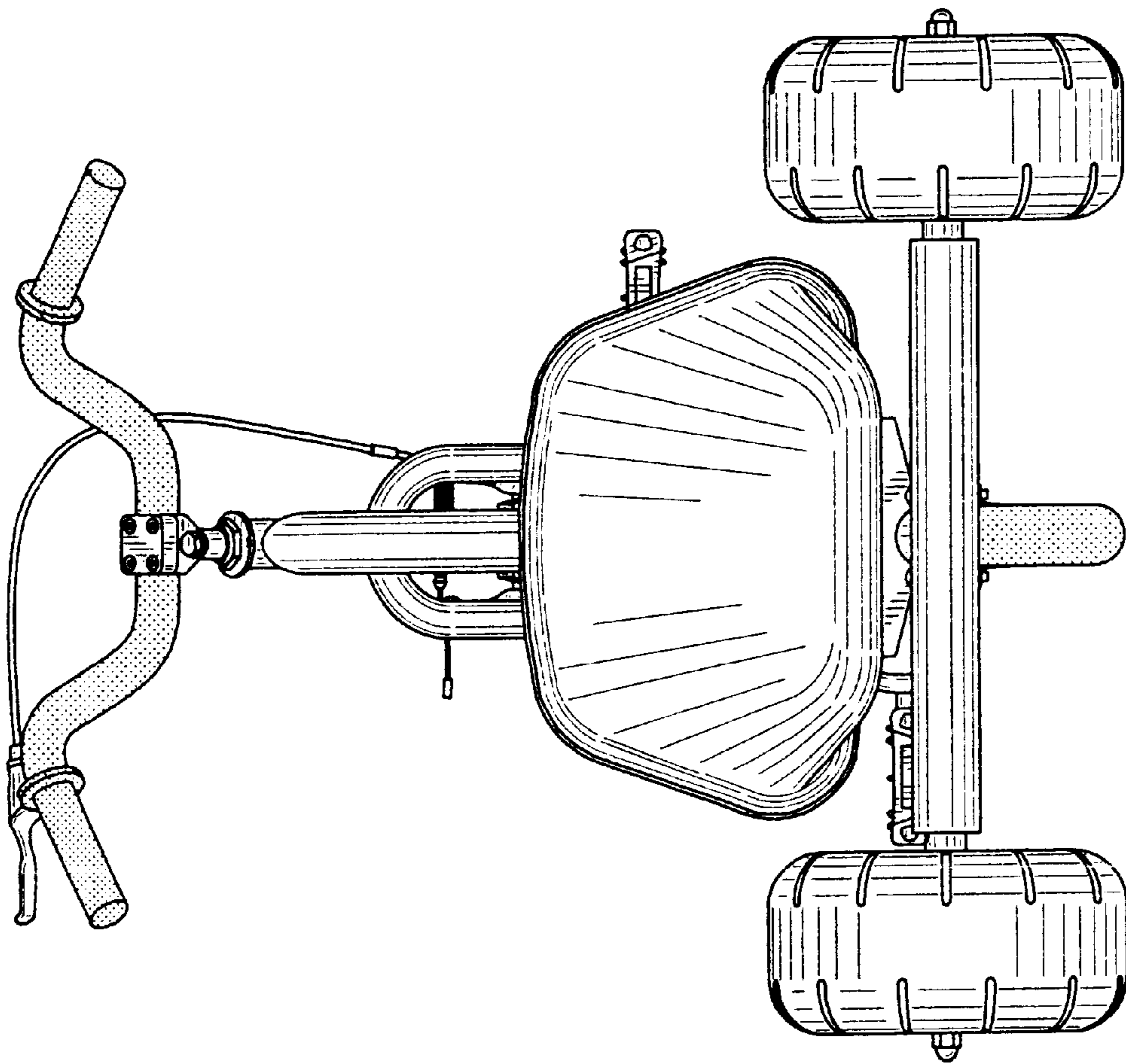


FIG. 7