



US00D480018S

(12) **United States Design Patent**  
**Plank et al.**

(10) **Patent No.: US D480,018 S**

(45) **Date of Patent: \*\* \*Sep. 30, 2003**

(54) **SCULPTURE**

(75) Inventors: **Stephen Richard Plank**, Los Angeles, CA (US); **Gary Ryan Fish**, Big Bear City, CA (US)

(73) Assignee: **Phallix, Inc.**, Sun Valley, CA (US)

(\* ) Notice: This patent is subject to a terminal disclaimer.

(\*\* ) Term: **14 Years**

(21) Appl. No.: **29/161,678**

(22) Filed: **May 31, 2002**

(51) **LOC (7) Cl.** ..... **11-02**

(52) **U.S. Cl.** ..... **D11/160**

(58) **Field of Search** ..... D11/131, 157, D11/160; D24/200, 215; 428/15, 542.2, 542.4

(56) **References Cited**

**U.S. PATENT DOCUMENTS**

D260,626 S	*	9/1981	Kadar	.....	D11/160
D288,076 S	*	2/1987	Wheeler	.....	D11/160
D342,041 S	*	12/1993	Brennan	.....	D11/160
D401,202 S	*	11/1998	Washington, Sr.	.....	D12/200

D417,728 S	*	12/1999	Benton	.....	D23/367
D430,934 S	*	9/2000	Willard	.....	D24/147
D439,214 S	*	3/2001	Cockerham et al.	.....	D12/400

\* cited by examiner

*Primary Examiner*—Dominic Simone

(74) *Attorney, Agent, or Firm*—Tucker Ellis & West LLP

(57) **CLAIM**

The ornamental design for a sculpture, as shown and described.

**DESCRIPTION**

FIG. 1 is a top plan view of a sculpture showing our new design;

FIG. 2 is a front elevational view of a sculpture showing our new design;

FIG. 3 is a rear elevational view thereof;

FIG. 4 is a bottom plan view thereof;

FIG. 5 is a side elevational view taken from the left of FIG. 2; and,

FIG. 6 is a side elevational view taken from the right of FIG. 2.

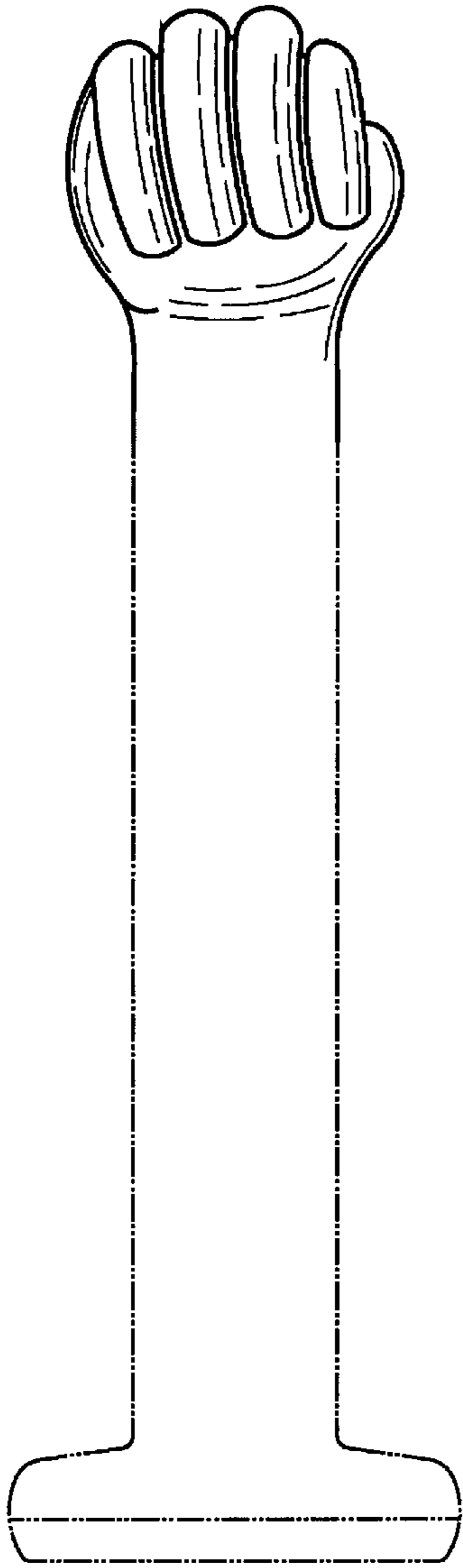
The broken lines showing in FIGS. 1, 2, 3, 4, 5 and 6 are for illustrative purposes only and form no part of the claimed design.

**1 Claim, 2 Drawing Sheets**

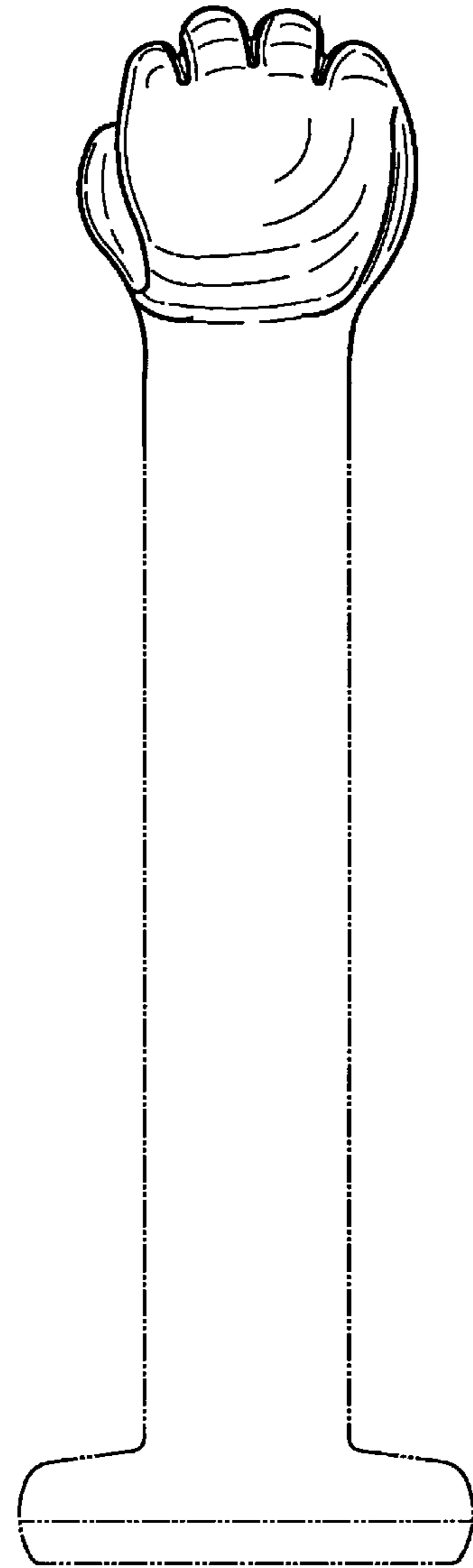




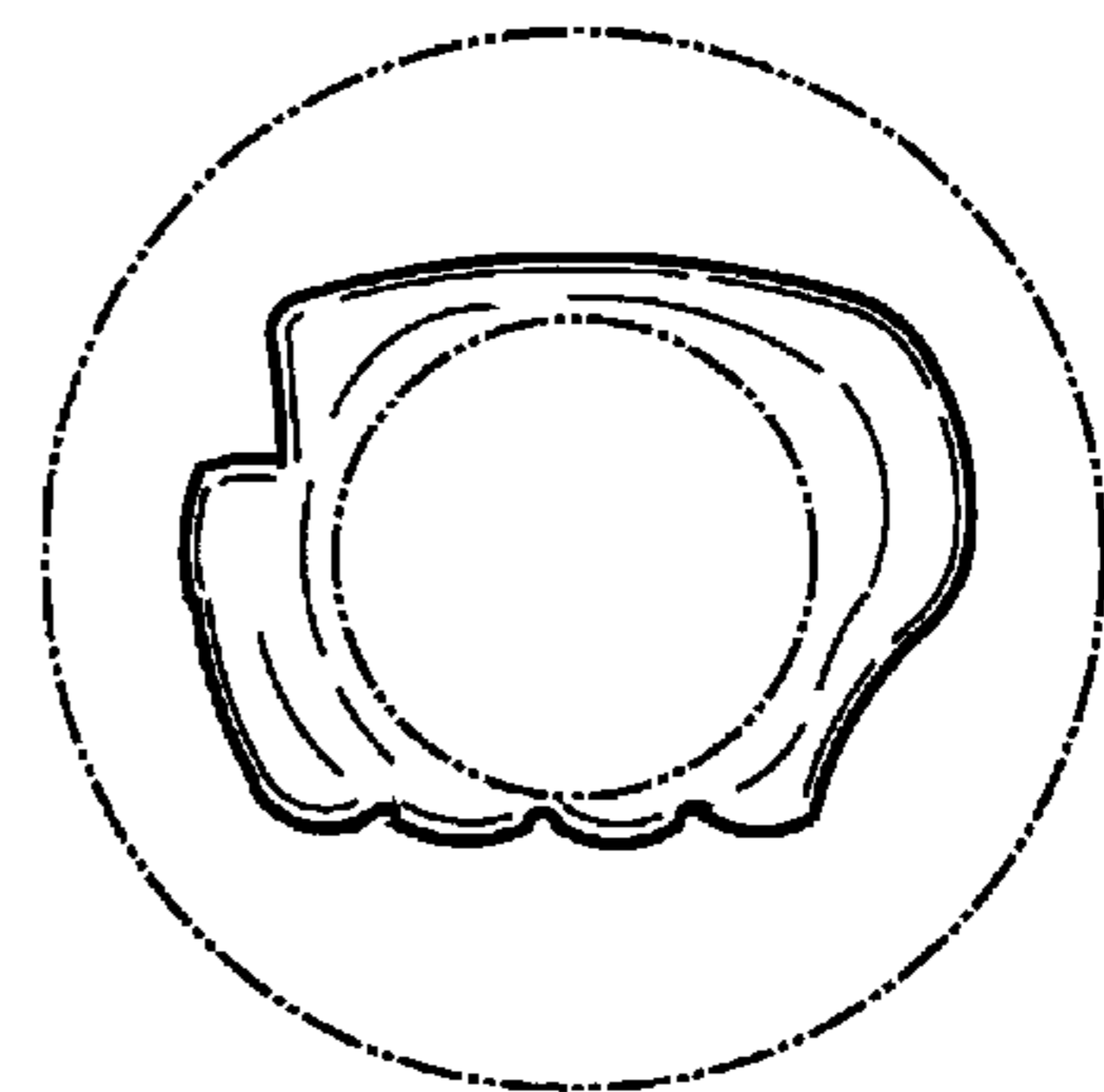
*Fig. 1*



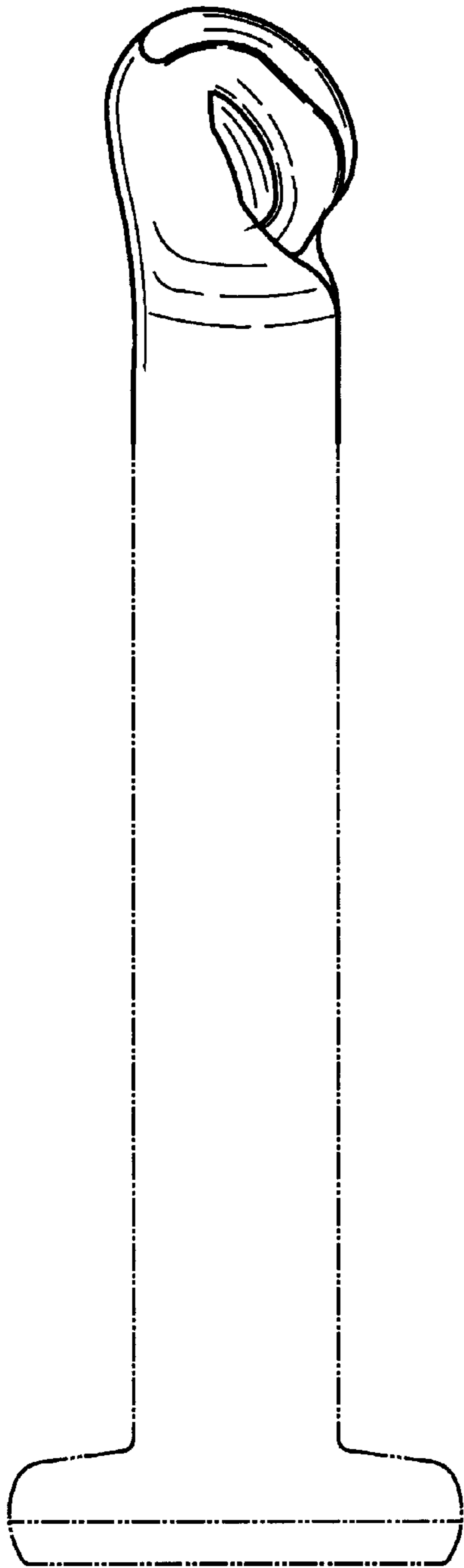
*Fig. 2*



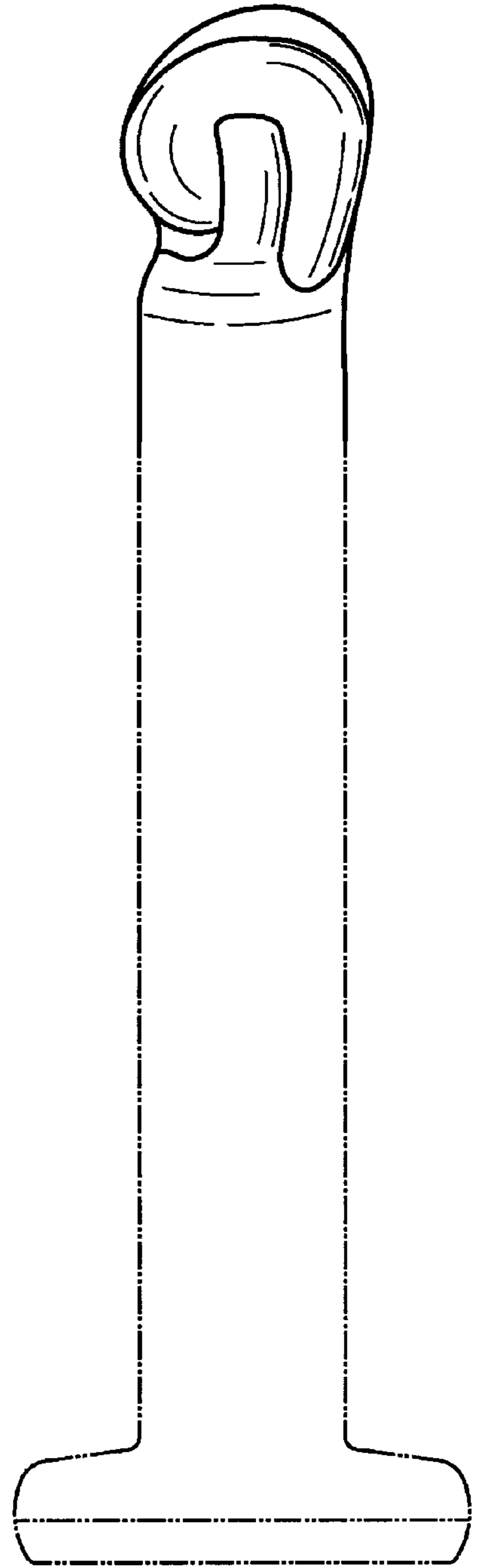
*Fig. 3*



*Fig. 4*



*Fig. 5*



*Fig. 6*