



US00D480016S

(12) **United States Design Patent**
Plank et al.

(10) **Patent No.:** **US D480,016 S**

(45) **Date of Patent:** **** Sep. 30, 2003**

(54) **SCULPTURE**

(75) Inventors: **Stephen Richard Plank**, Los Angeles, CA (US); **Gary Ryan Fish**, Big Bear City, CA (US)

(73) Assignee: **Phallix, Inc.**, Sun Valley, CA (US)

(**) Term: **14 Years**

(21) Appl. No.: **29/161,666**

(22) Filed: **May 31, 2002**

(51) **LOC (7) Cl.** **11-02**

(52) **U.S. Cl.** **D11/160**

(58) **Field of Search** D11/131, 157, D11/160; 428/15, 542.2, 542.4; D24/200, 215

(56) **References Cited**
U.S. PATENT DOCUMENTS
D260,626 S * 9/1981 Kadar D11/160
D288,076 S * 2/1987 Wheeler D11/160
D342,041 S * 12/1993 Brennan D11/160
D401,202 S * 11/1998 Washington, Sr. D12/200
D417,728 S * 12/1999 Benton D23/367
D430,934 S * 9/2000 Willard D24/147

D439,214 S * 3/2001 Cockerham et al. D12/400
* cited by examiner
Primary Examiner—Dominic Simone
(74) *Attorney, Agent, or Firm*—Tucker Ellis & West LLP

(57) **CLAIM**
The ornamental design for a sculpture, as shown and described.

DESCRIPTION
FIG. 1 is a top plan view of a sculpture showing our new design;
FIG. 2 is a front elevational view of a sculpture showing our new design;
FIG. 3 is a rear elevational view thereof;
FIG. 4 is a bottom plan view thereof;
FIG. 5 is a side elevational view taken from the left of FIG. 2; and,
FIG. 6 is a side elevational view taken from the right of FIG. 2.
The broken lines showing in FIGS. 1, 2, 3, 4, 5 and 6 are for illustrative purposes only and form no part of the claimed design.

1 Claim, 2 Drawing Sheets



Fig. 1




Fig. 2




Fig. 3

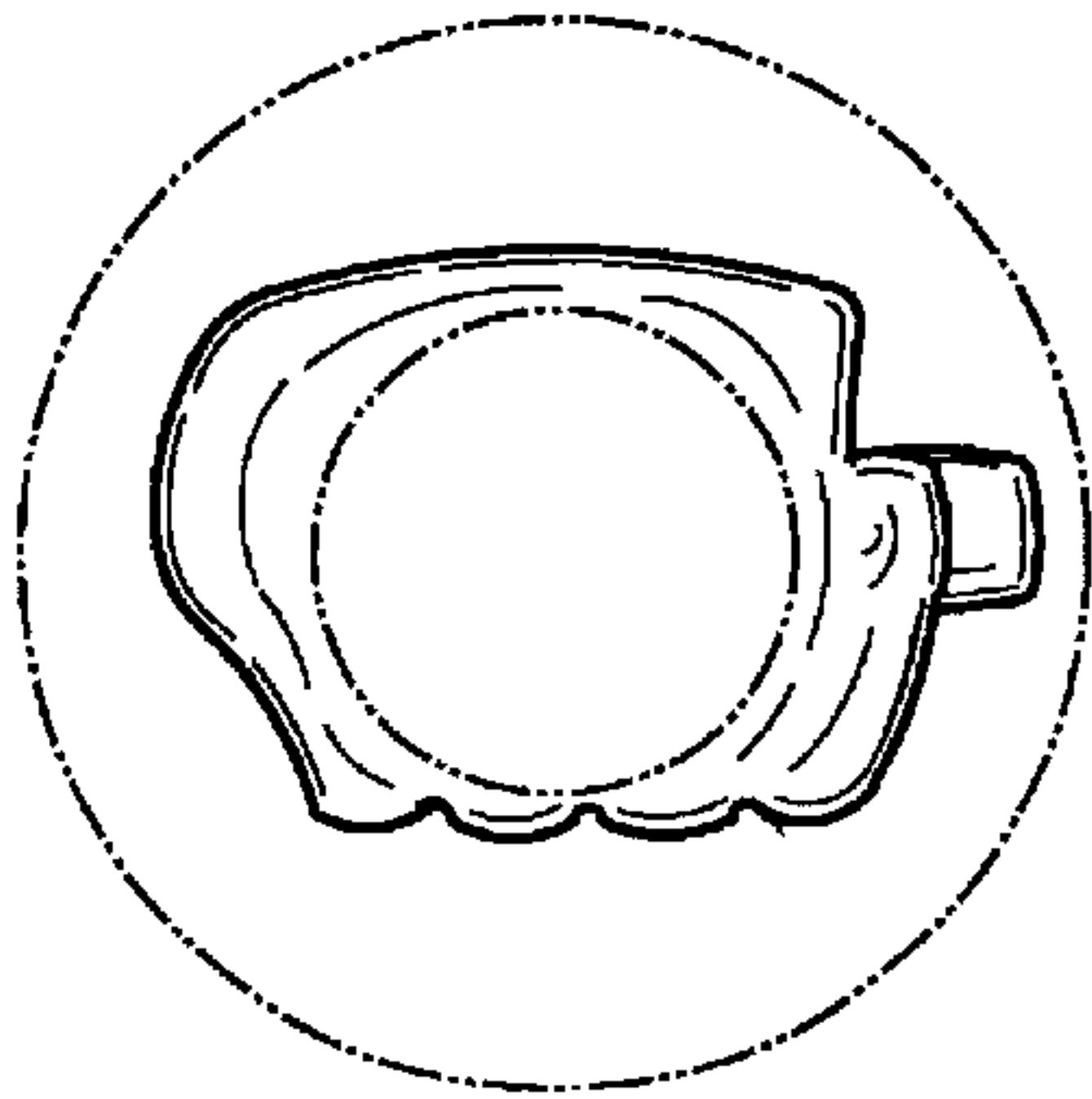


Fig. 4

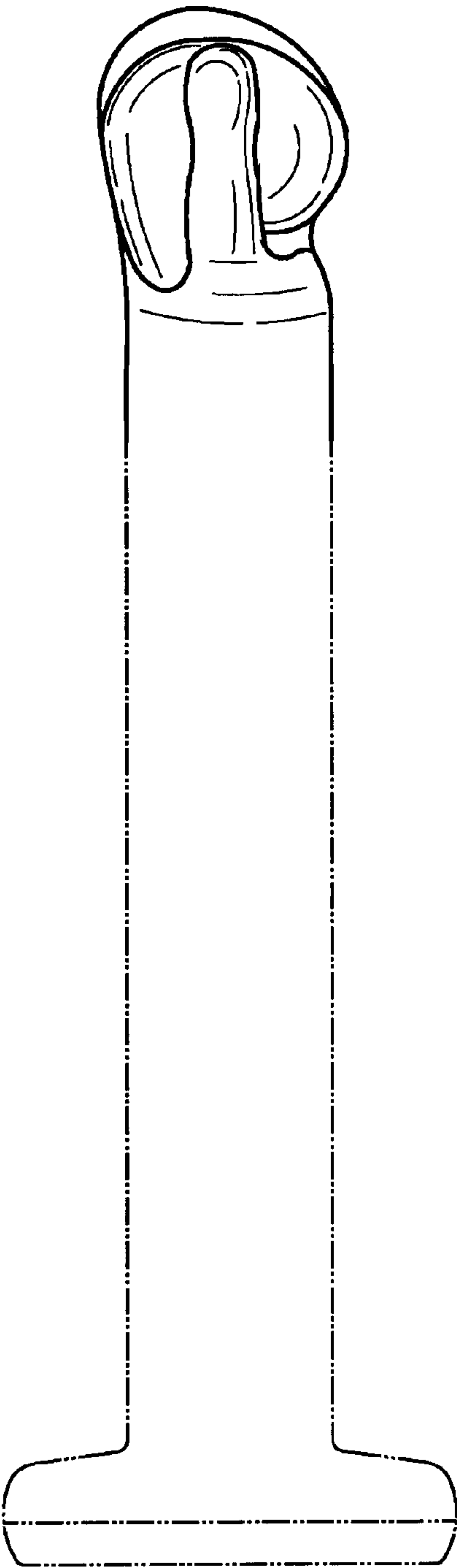


Fig. 5




Fig. 6