



US00D480011S

(12) **United States Design Patent**
Roseman

(10) **Patent No.:** **US D480,011 S**

(45) **Date of Patent:** **** Sep. 30, 2003**

(54) **AMULET**

(75) **Inventor:** **Richard Roseman**, Evergreen, CO
(US)

(73) **Assignee:** **Westmount Investments Ltd.**, Nassau
(BS)

(**) **Term:** **14 Years**

(21) **Appl. No.:** **29/161,428**

(22) **Filed:** **May 30, 2002**

(51) **LOC (7) Cl.** **11-01**

(52) **U.S. Cl.** **D11/86**

(58) **Field of Search** D11/1-2, 40, 43,
D11/48, 49, 53-54, 79-83, 86, 95, 99,
101-102, 107, 226; 70/456 B, 456 R

(56) **References Cited**

U.S. PATENT DOCUMENTS

D6,013 S * 7/1872 Henrich D11/226
D39,196 S * 3/1908 Mann D11/79

D178,240 S * 7/1956 Katz D11/86
D188,687 S * 8/1960 Slayton D11/86
D305,512 S * 1/1990 Bulgari D11/86
D448,317 S * 9/2001 North D11/79

* cited by examiner

Primary Examiner—Ralf Seifert

(74) *Attorney, Agent, or Firm*—Chase Law Firm, L.C.

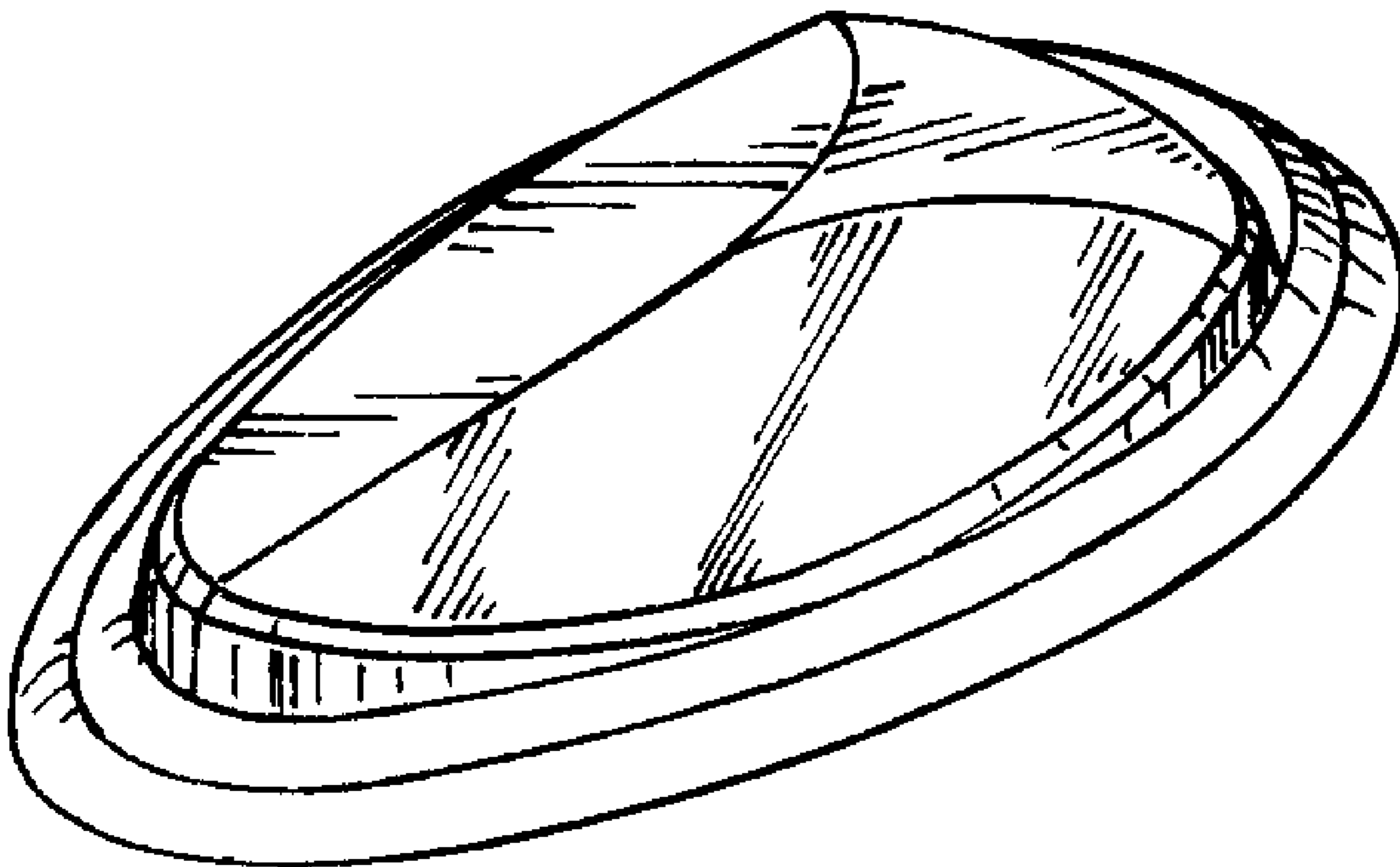
(57) **CLAIM**

The ornamental design for an amulet, as shown and described.

DESCRIPTION

FIG. 1 is a top view of an amulet in accordance with the present invention;
FIG. 2 is a bottom view of the amulet of FIG. 1;
FIG. 3 is a front view of the amulet of FIG. 1;
FIG. 4 is a rear view of the amulet of FIG. 1;
FIG. 5 is a side view of the amulet of FIG. 1; and,
FIG. 6 is a perspective view of the amulet in accordance with the present invention.

1 Claim, 1 Drawing Sheet



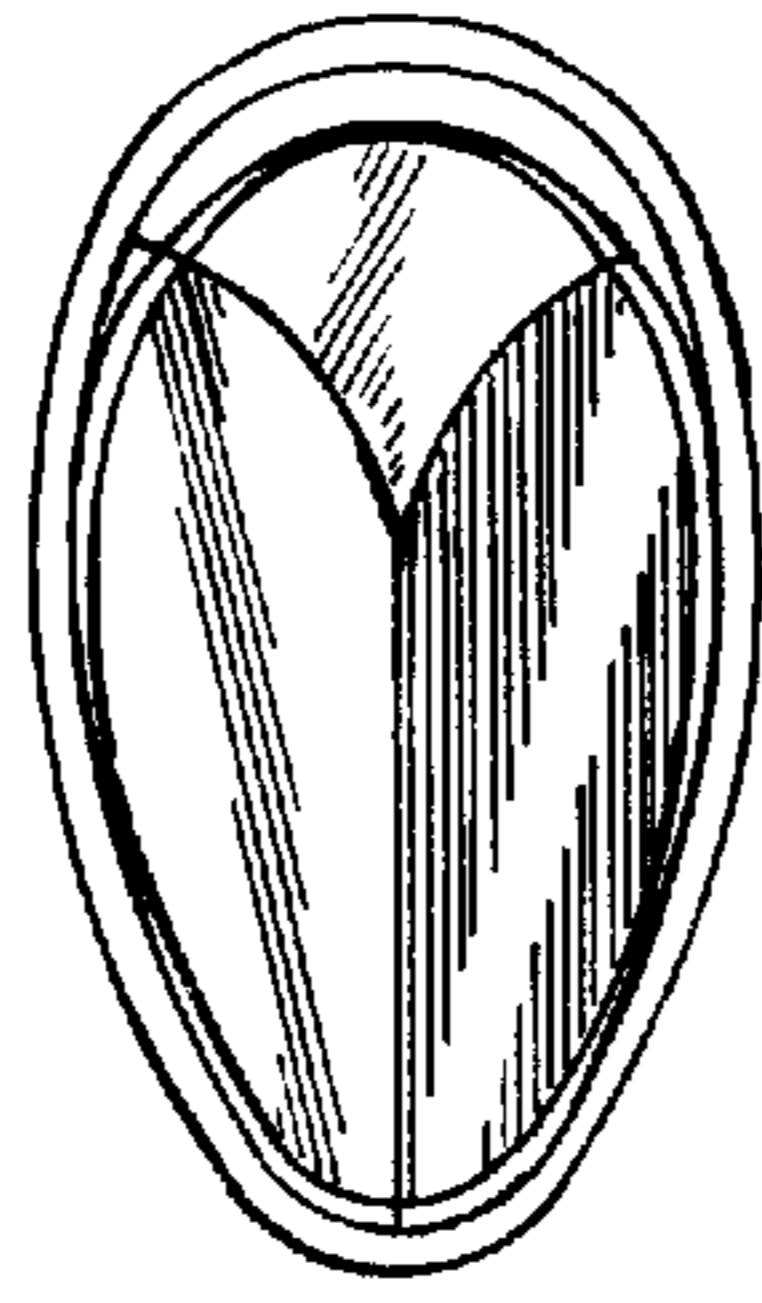


Fig. 1

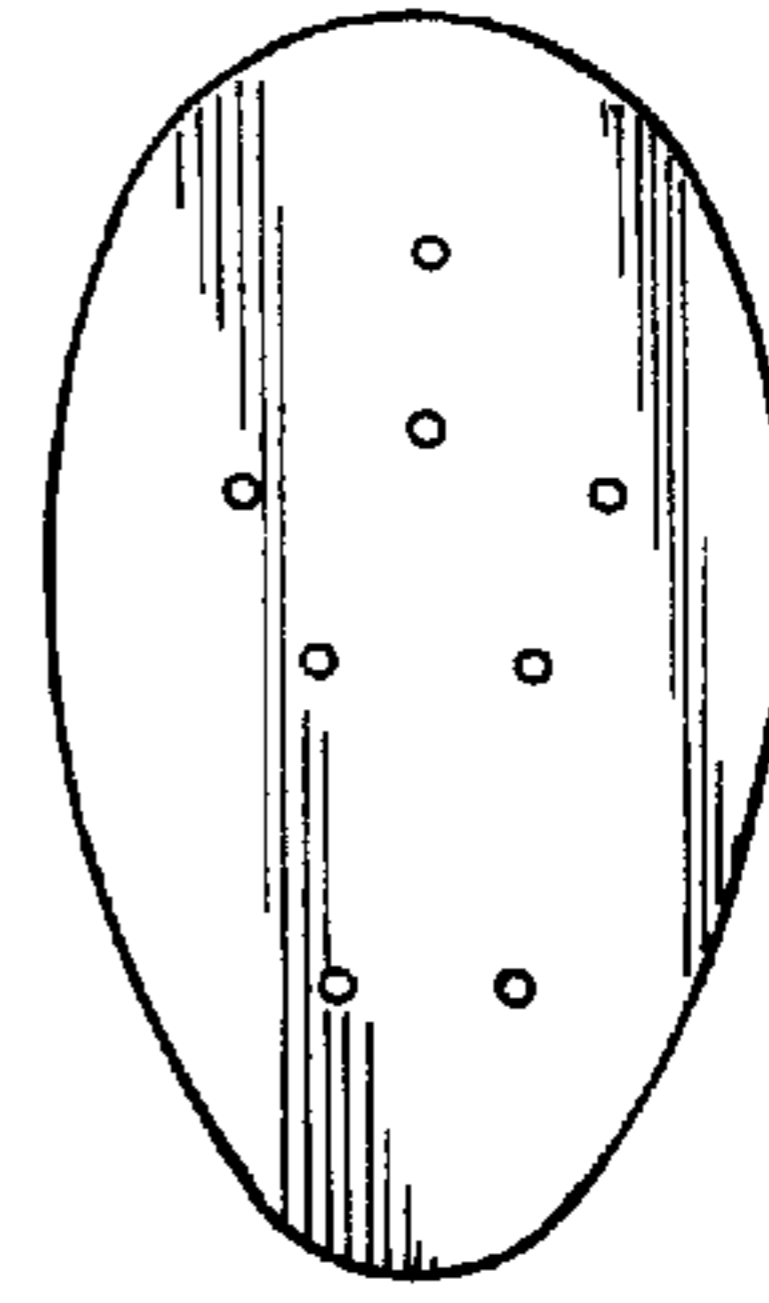


Fig. 2



Fig. 3



Fig. 4




Fig. 5

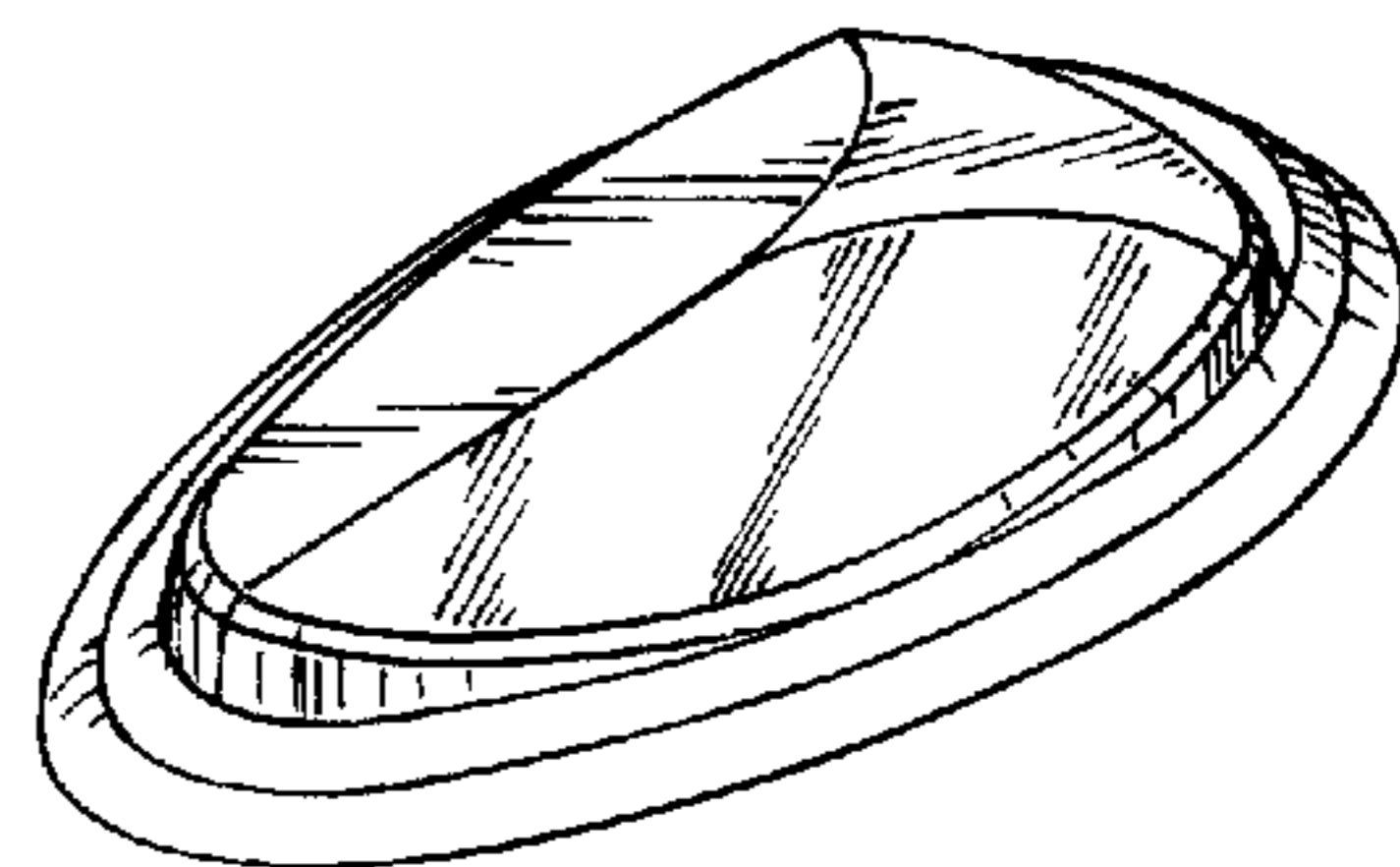


Fig. 6