



US00D47998S

(12) **United States Design Patent**
Kardush

(10) **Patent No.:** **US D479,998 S**

(45) **Date of Patent:** **** Sep. 30, 2003**

(54) **ANKLET BRACELET PAD**

(75) **Inventor:** **Jacqueline S. Kardush**, Fresh Meadows, NY (US)

(73) **Assignee:** **Jacmel Jewelry Inc.**, Long Island City, NY (US)

(**) **Term:** **14 Years**

(21) **Appl. No.:** **29/167,641**

(22) **Filed:** **Sep. 18, 2002**

(51) **LOC (7) Cl.** **09-07**

(52) **U.S. Cl.** **D9/457**

(58) **Field of Search** D9/434, 457, 433;
206/6.1, 566, 348, 486, 487, 489, 493,
494, 495

(56) **References Cited**

U.S. PATENT DOCUMENTS

- 494,650 A * 4/1893 Schnellen 206/486
- 4,732,269 A * 3/1988 Roy 206/566
- D377,313 S * 1/1997 Tipp D9/434

- D400,104 S * 10/1998 Ash et al. D9/457
- D461,409 S * 8/2002 Kardush D9/457
- D462,263 S * 9/2002 Tachikawa et al. D9/415

* cited by examiner

Primary Examiner—Louis S. Zarfaz

Assistant Examiner—Gregory Andoll

(74) *Attorney, Agent, or Firm*—Gottlieb, Rackman & Reisman, P.C.

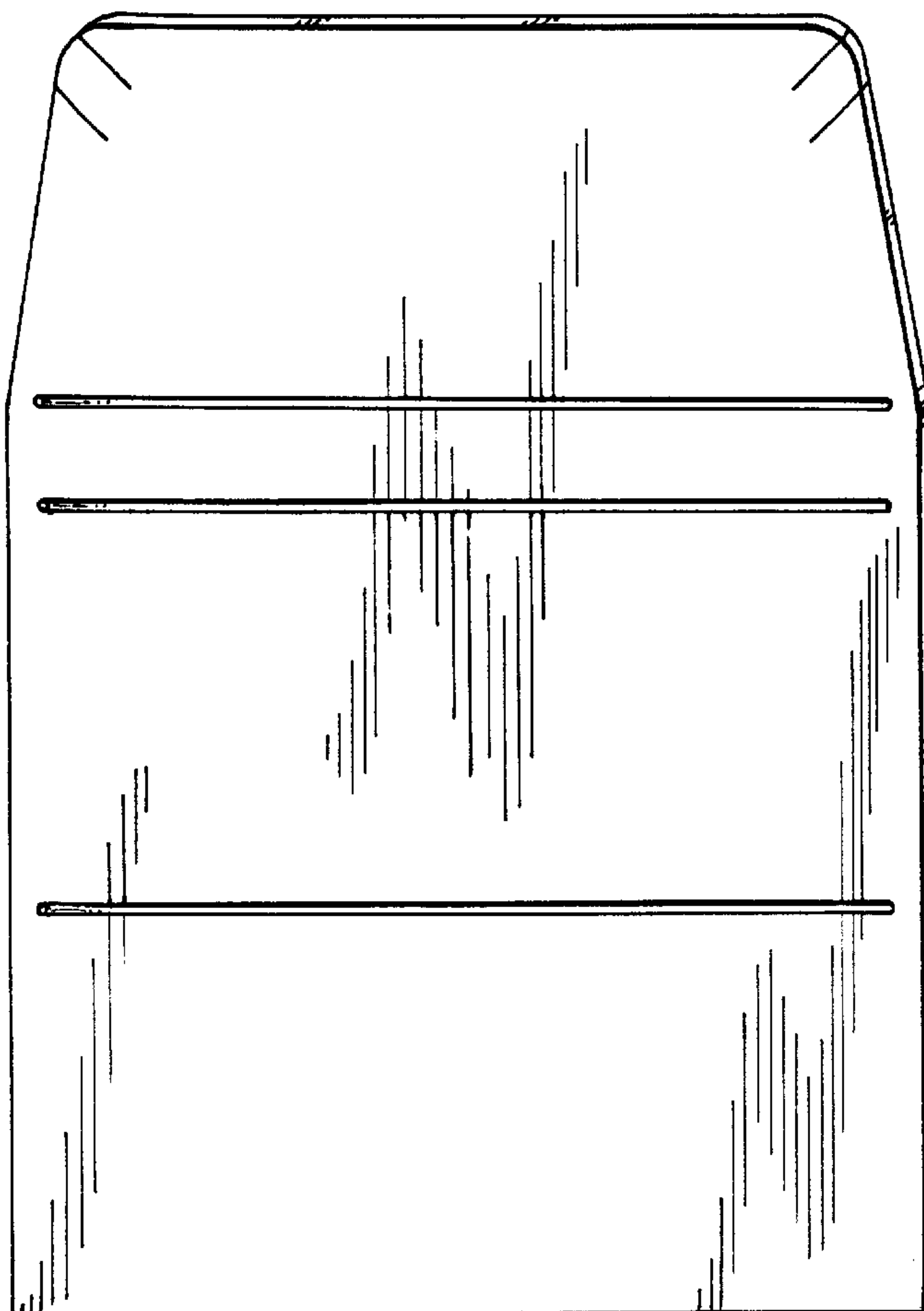
(57) **CLAIM**

The ornamental design for an anklet bracelet pad, as shown and described.

DESCRIPTION

FIG. 1 is a front elevational view of the anklet bracelet pad showing my new design;
FIG. 2 is a top plan view of FIG. 1;
FIG. 3 is a right side elevational view of FIG. 1; the left side being a mirror image thereof;
FIG. 4 is a rear elevational view of FIG. 1; and,
FIG. 5 is a bottom plan view of FIG. 1.

1 Claim, 2 Drawing Sheets



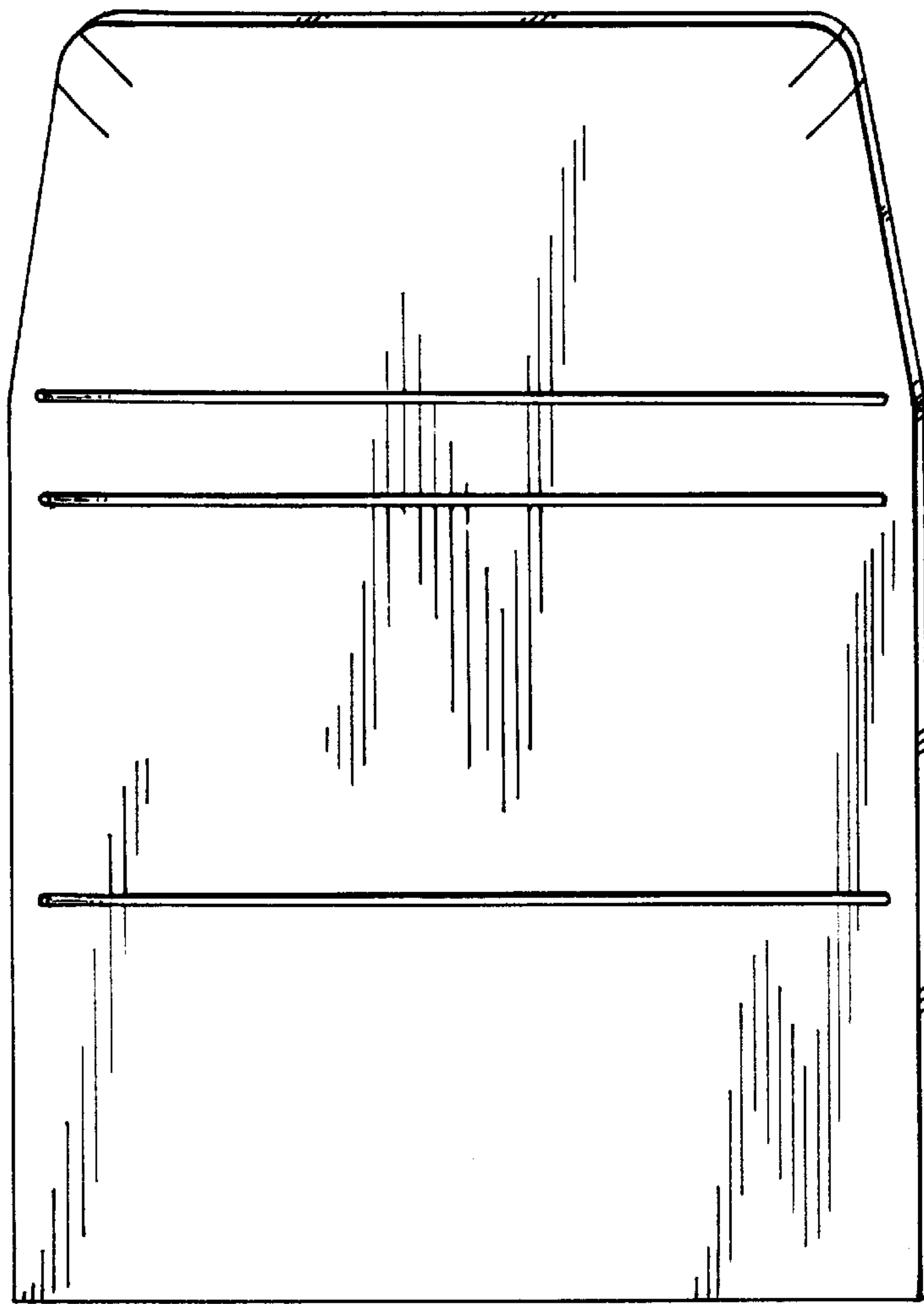
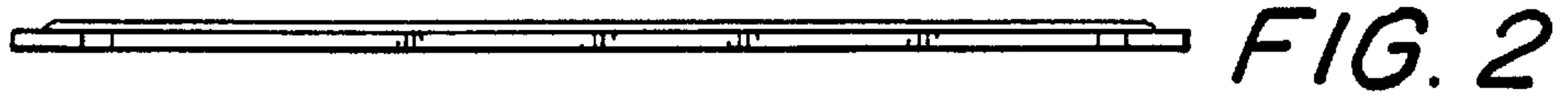


FIG. 1



FIG. 3

FIG. 4

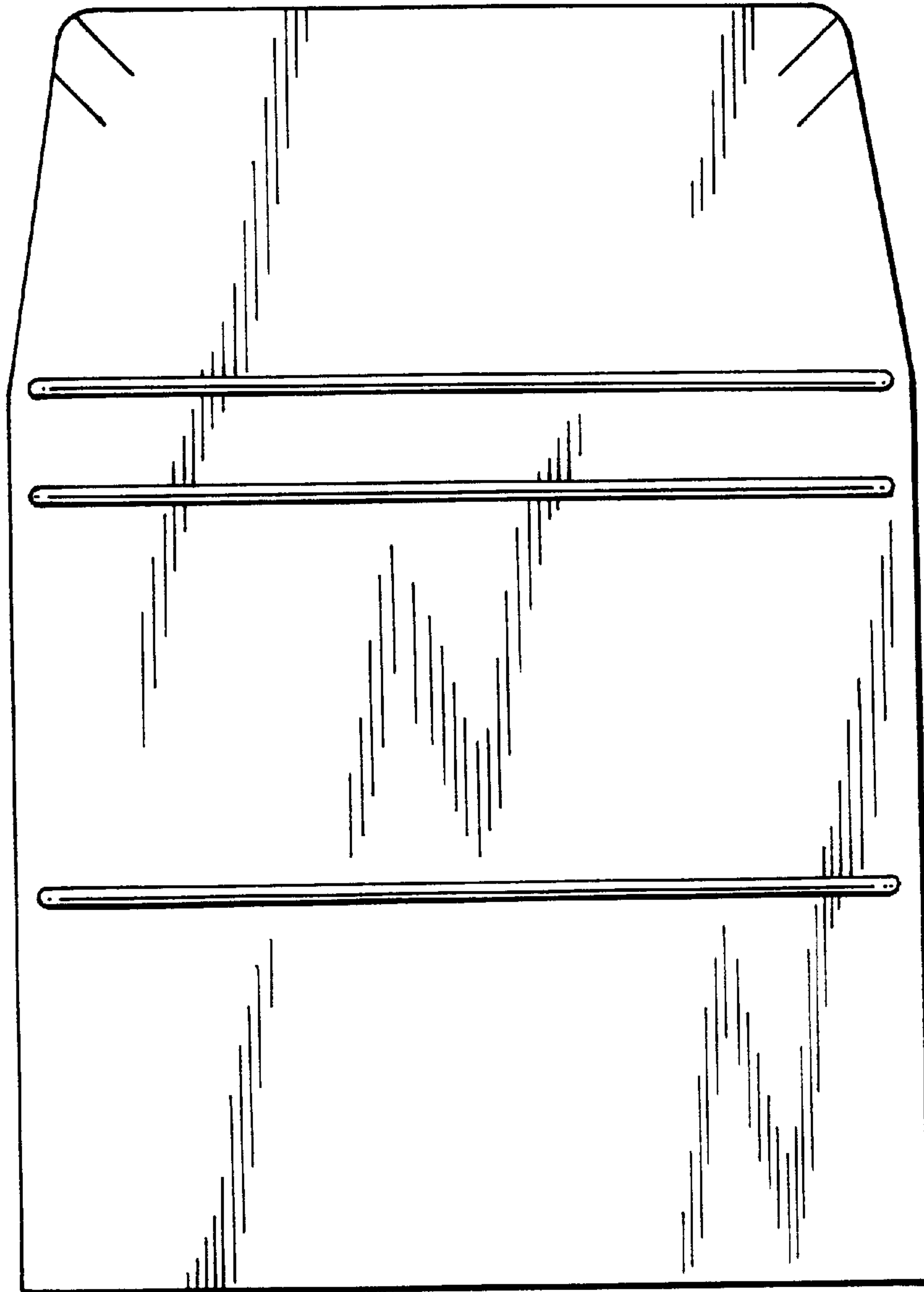


FIG. 5