



US00D479993S

(12) **United States Design Patent**  
**Humphrey**

(10) **Patent No.:** **US D479,993 S**

(45) **Date of Patent:** **\*\* Sep. 30, 2003**

(54) **FAN BLADE PACKAGE**

D223,809 S \* 6/1972 Oglesbee ..... D9/3  
D244,511 S \* 5/1977 Frisbey ..... D9/432

(75) Inventor: **Neill W. Humphrey**, El Dorado Hills,  
CA (US)

\* cited by examiner

(73) Assignee: **Trade Source International**, El Dorado  
Hills, CA (US)

*Primary Examiner*—James Gandy  
*Assistant Examiner*—Daniel Bui

(\*\*) Term: **14 Years**

(57) **CLAIM**

(21) Appl. No.: **29/175,234**

The ornamental design for a fan blade package, as shown  
and described.

(22) Filed: **Jan. 30, 2003**

**DESCRIPTION**

(51) **LOC (7) Cl.** ..... **09-03**

(52) **U.S. Cl.** ..... **D9/430**

(58) **Field of Search** ..... D9/414, 430, 337,  
D9/418, 499; 206/216, 223, 542, 320, 319,  
321, 701, 527, 822; 220/23.2, 23.4, 600,  
628, 660, 890; 229/100, 106, 107, 108,  
109

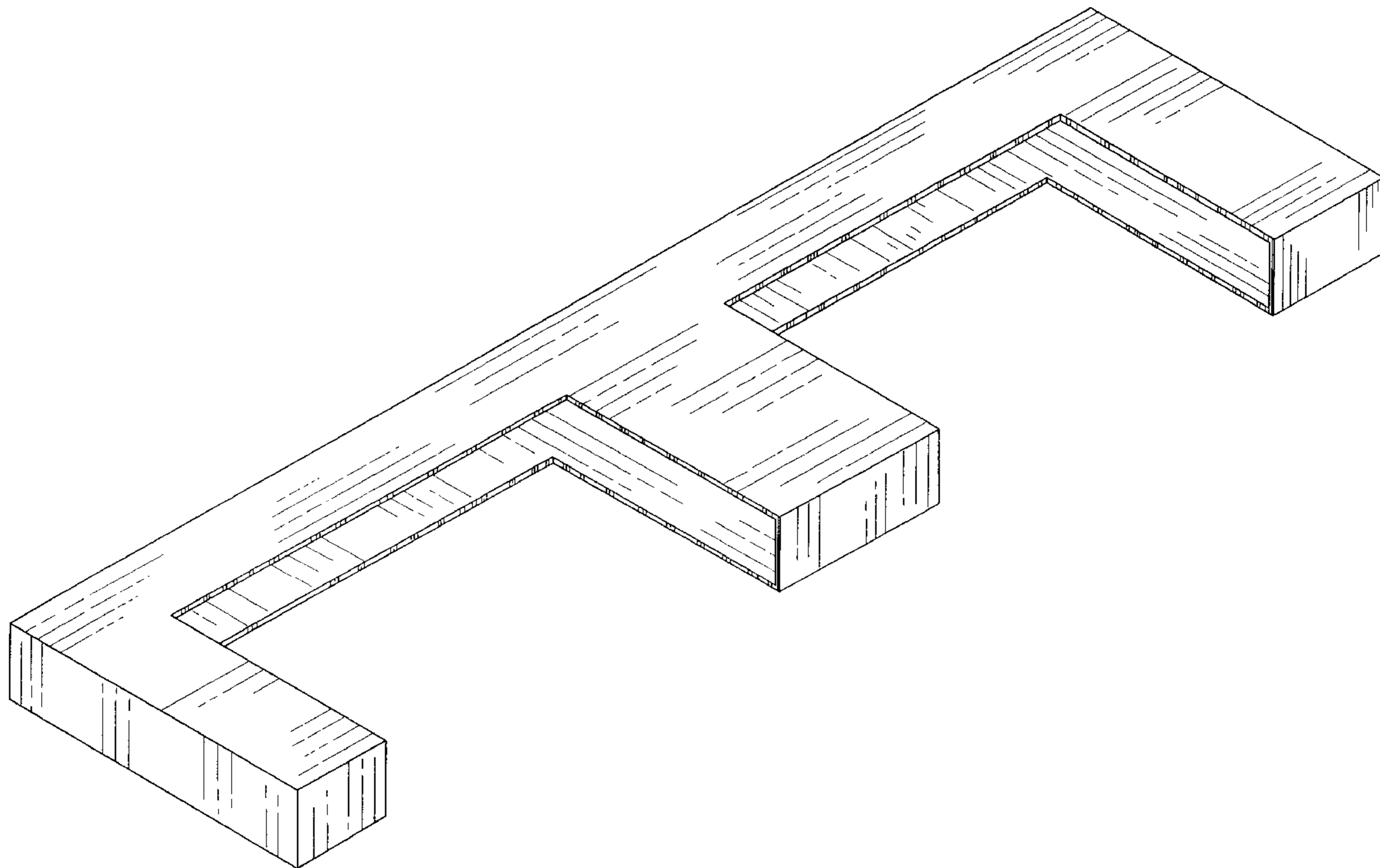
FIG. 1 is a perspective view thereof;  
FIG. 2 is a top view thereof, the bottom view being a mirror  
image;  
FIG. 3 is a front view thereof;  
FIG. 4 is a back view thereof; and,  
FIG. 5 is a left side view thereof; the right view being a  
mirror image.

(56) **References Cited**

**U.S. PATENT DOCUMENTS**

3,121,525 A \* 2/1964 Hayes ..... 229/87

**1 Claim, 5 Drawing Sheets**






Fig. 1

Fig. 2

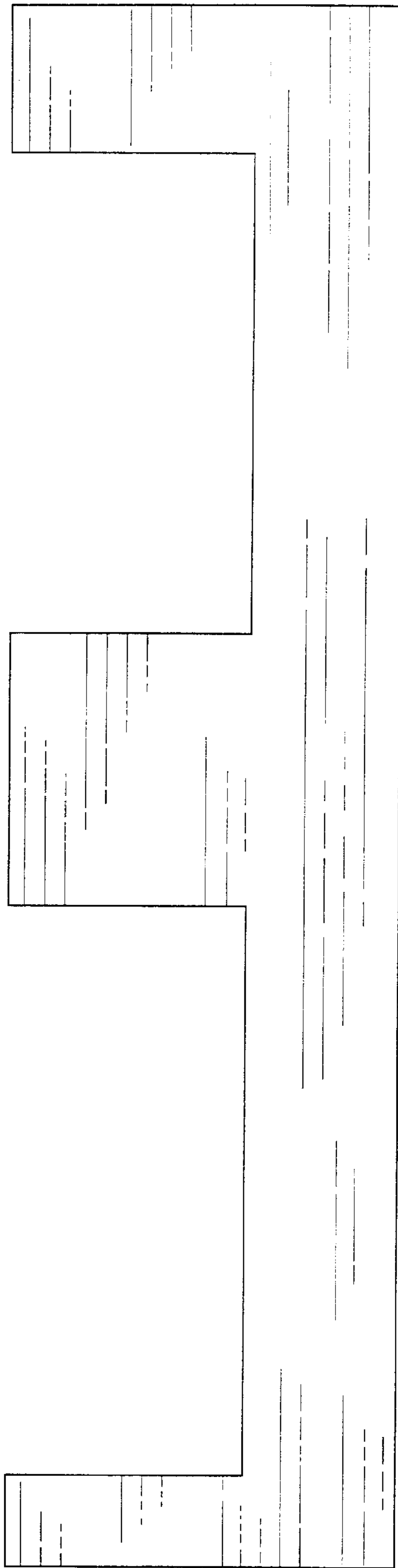


Fig. 3




Fig. 4




Fig. 5

