



US00D479992S

(12) **United States Design Patent** (10) **Patent No.:** **US D479,992 S**
Gehring et al. (45) **Date of Patent:** **** Sep. 30, 2003**

(54) **SNACK FOOD CONTAINER**
(75) Inventors: **Jay Edward Gehring**, Frisco, TX
(US); **Joseph Paul Sagel**, Highland
Village, TX (US)

3,952,911 A 4/1976 Bozek et al.
4,051,265 A 9/1977 Kirschenbaum et al.
4,054,220 A 10/1977 Rosenstein
D246,896 S 1/1978 Plummer
D247,471 S 3/1978 Strand

(List continued on next page.)

(73) Assignee: **RECOT, Inc.**, Pleasanton, CA (US)

(**) Term: **14 Years**

FOREIGN PATENT DOCUMENTS

(21) Appl. No.: **29/155,414**

FR 2646071 4/1989
WO WO 92/04243 3/1992

(22) Filed: **Feb. 8, 2002**

OTHER PUBLICATIONS

(51) **LOC (7) Cl.** **09-03**

Advertisement by Land O' Lakes showing a personal size container for beverages, trademarked as the "Grip." It also has a resealable top.

(52) **U.S. Cl.** **D9/430**

(58) **Field of Search** D9/418, 414, 428,
D9/429, 425, 424, 430, 432, 500, 502,
503, 504, 513, 549, 573, 520-543, 552-560;
229/400-405, 406, 109, 110, 911; 220/241,
242, 288, 290, 781, 350, 351, 376, 380,
602, 625, 635, 636, 669, 675, 906; 206/508,
303, 446; 215/2, 6, 370, 376, 377, 381-384;
222/92, 107, 105

Primary Examiner—Prabhakar Deshmukh
(74) *Attorney, Agent, or Firm*—Colin P. Cahoon; Carstens,
Yee & Cahoon, L.L.P.

(57) **CLAIM**

The ornamental design for a snack food container, as shown and described.

(56) **References Cited**

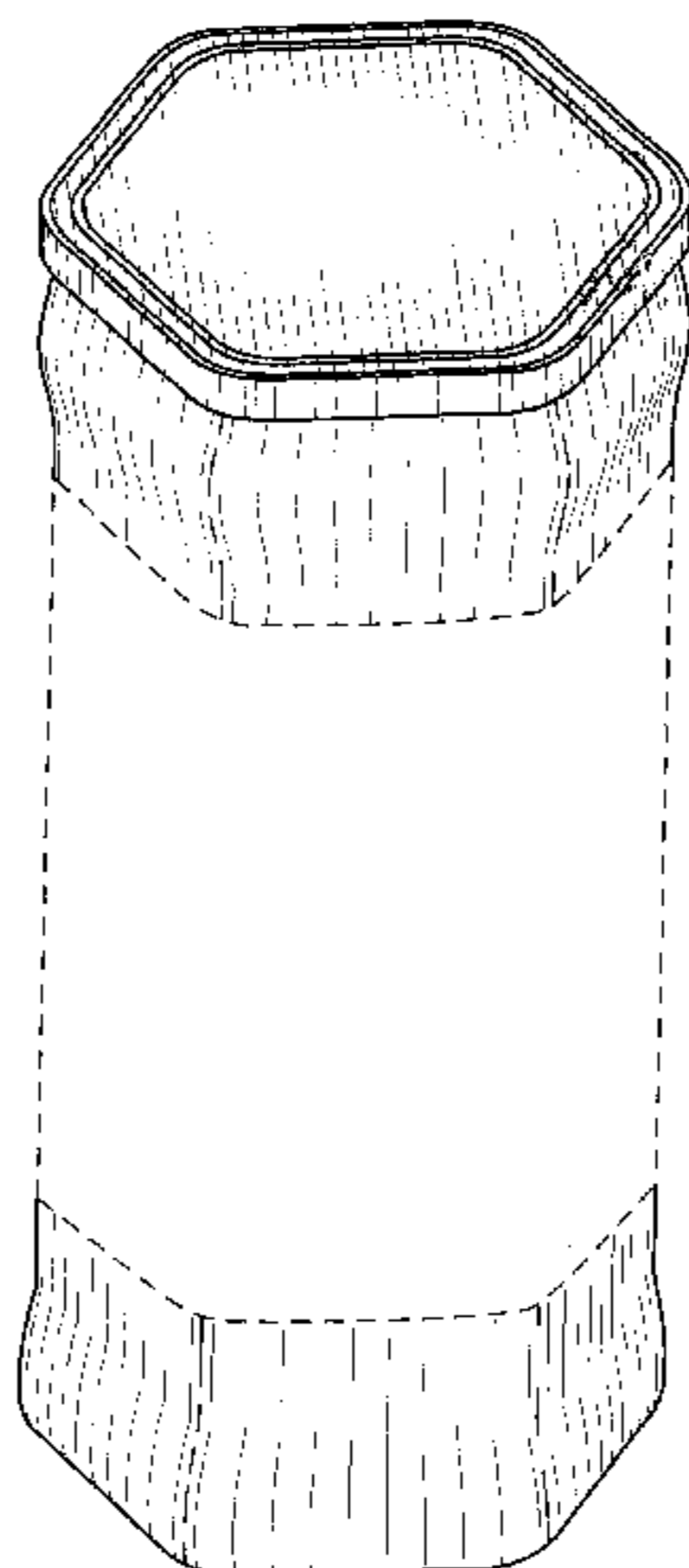
DESCRIPTION

U.S. PATENT DOCUMENTS

2,076,132 A 4/1937 Le Rose
2,121,041 A 6/1938 Morgan
2,297,285 A 9/1942 Bledsoe
2,346,417 A 4/1944 Cornwell et al.
2,533,349 A 12/1950 Burger
2,543,427 A 2/1951 Warne
2,619,245 A 11/1952 Levi
2,766,796 A 10/1956 Tupper
3,021,977 A 2/1962 Hester
D201,400 S * 6/1965 Elgin, III D9/556
D209,715 S * 12/1967 Ninesling et al. D9/539
3,420,367 A * 1/1969 Carmichael 220/906
3,760,968 A 9/1973 Amberg et al.
3,813,000 A 5/1974 Underwood
3,828,999 A 8/1974 Humphrey
3,872,994 A * 3/1975 Hyde 220/906
3,915,296 A 10/1975 Spencer
3,927,790 A * 12/1975 Chase et al. 220/675

FIG. 1 is a perspective view of the snack food container of the present invention;
FIG. 2 is a front elevation view of the snack food container of the present invention, with the rear elevation view a mirror image of the front elevation view;
FIG. 3 is a right elevation view of the snack food container of the present invention, with the left elevation view a mirror image of the right elevation view;
FIG. 4 is a top plan view of the snack food container of the present invention; and,
FIG. 5 is a bottom plan view of the snack food container of the present invention.
The broken lines defining a center portion of the snack food container, as shown in FIGS. 1, 2, and 3, are for illustrative purposes only and form no part of the claimed design.

1 Claim, 3 Drawing Sheets



US D479,992 S

Page 2

U.S. PATENT DOCUMENTS

D247,472 S	3/1978	Byrne	5,482,170 A	1/1996	Semersky et al.
4,077,538 A	3/1978	Waterbury	5,499,763 A	3/1996	DeMars
D247,847 S	5/1978	Kretz	D371,304 S	7/1996	Onneweer
4,163,517 A	8/1979	Kappler	5,613,620 A	3/1997	Center et al.
4,190,168 A	2/1980	Jacques	5,762,225 A *	6/1998	Byrd 229/109
D254,840 S	4/1980	Aldrich, III	5,788,076 A	8/1998	Simmons
4,208,954 A *	6/1980	Chase 229/110	5,797,509 A	8/1998	Fitch
D257,764 S *	1/1981	Tajima D9/560	D399,429 S *	10/1998	Ramsey D9/539
RE30,805 E	11/1981	Rhoads	5,906,286 A *	5/1999	Matsuno et al. 220/675
4,417,504 A	11/1983	Yamamoto	5,938,062 A	8/1999	Paramski
4,444,324 A	4/1984	Grenell	6,006,945 A	12/1999	Kirkland
4,483,890 A	11/1984	Beery et al.	D418,758 S	1/2000	Yucknut
4,819,819 A	4/1989	Robertson, Jr.	D429,166 S *	8/2000	Ogg D9/552
5,065,923 A	11/1991	Hoefler et al.	6,152,302 A	11/2000	Miller et al.
D337,271 S *	7/1993	Pezzoli et al. D9/539	6,170,666 B1	1/2001	DesLauriers
D345,695 S	4/1994	Frazer et al.	6,220,475 B1 *	4/2001	Nayar et al. 220/669
5,383,558 A	1/1995	Wilkinson et al.	D448,290 S *	9/2001	Schultz et al. D9/428
5,429,262 A	7/1995	Sharkey	6,311,861 B1 *	11/2001	Policappelli 220/906

* cited by examiner

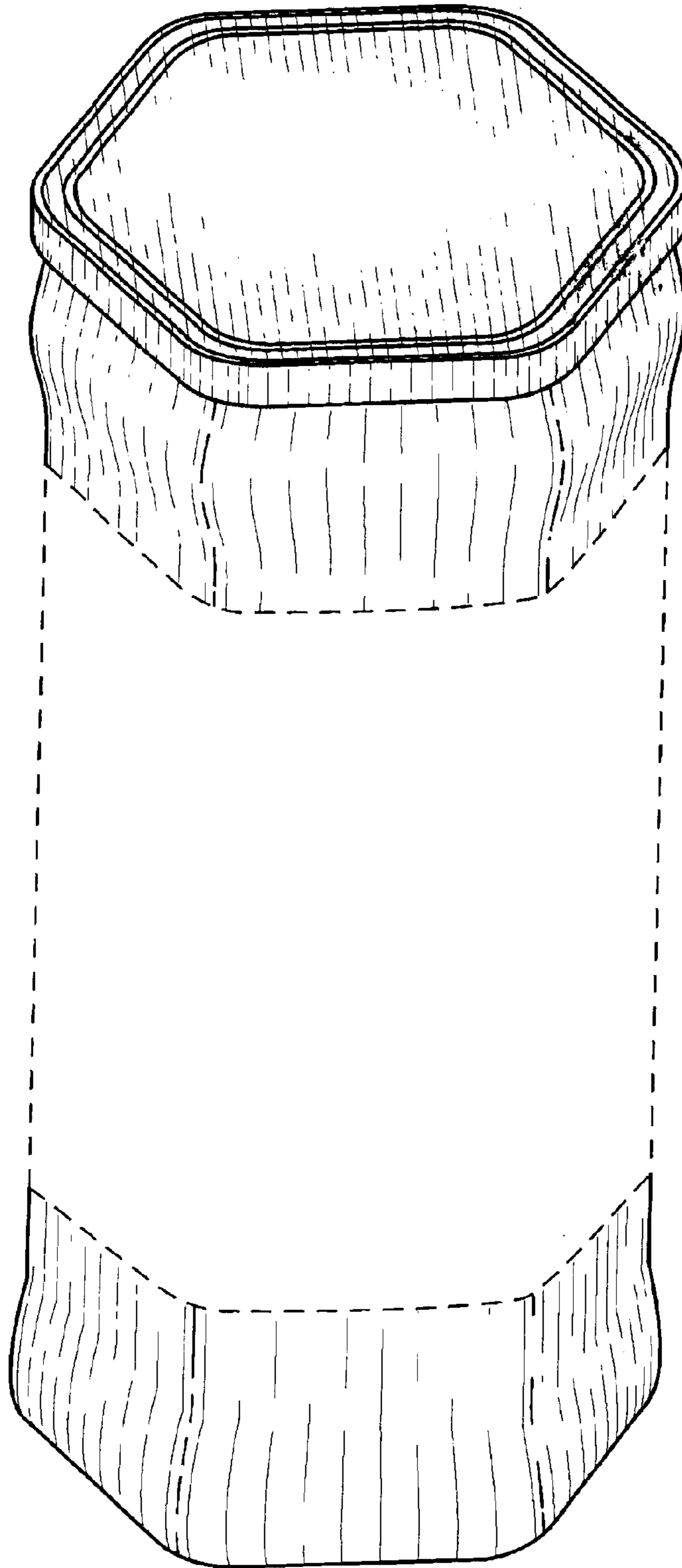


FIG. 1




FIG. 2




FIG. 3

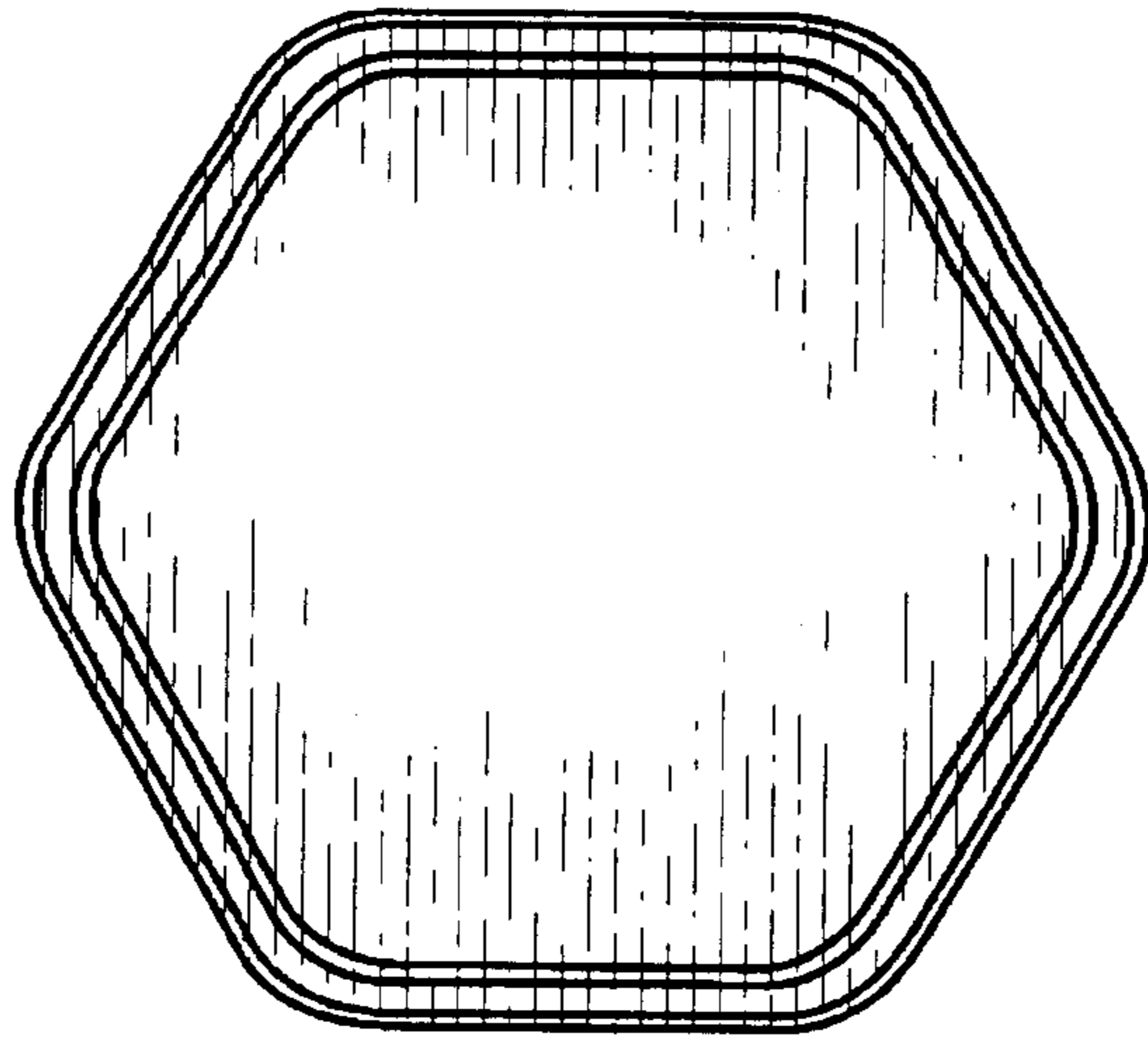


FIG. 4

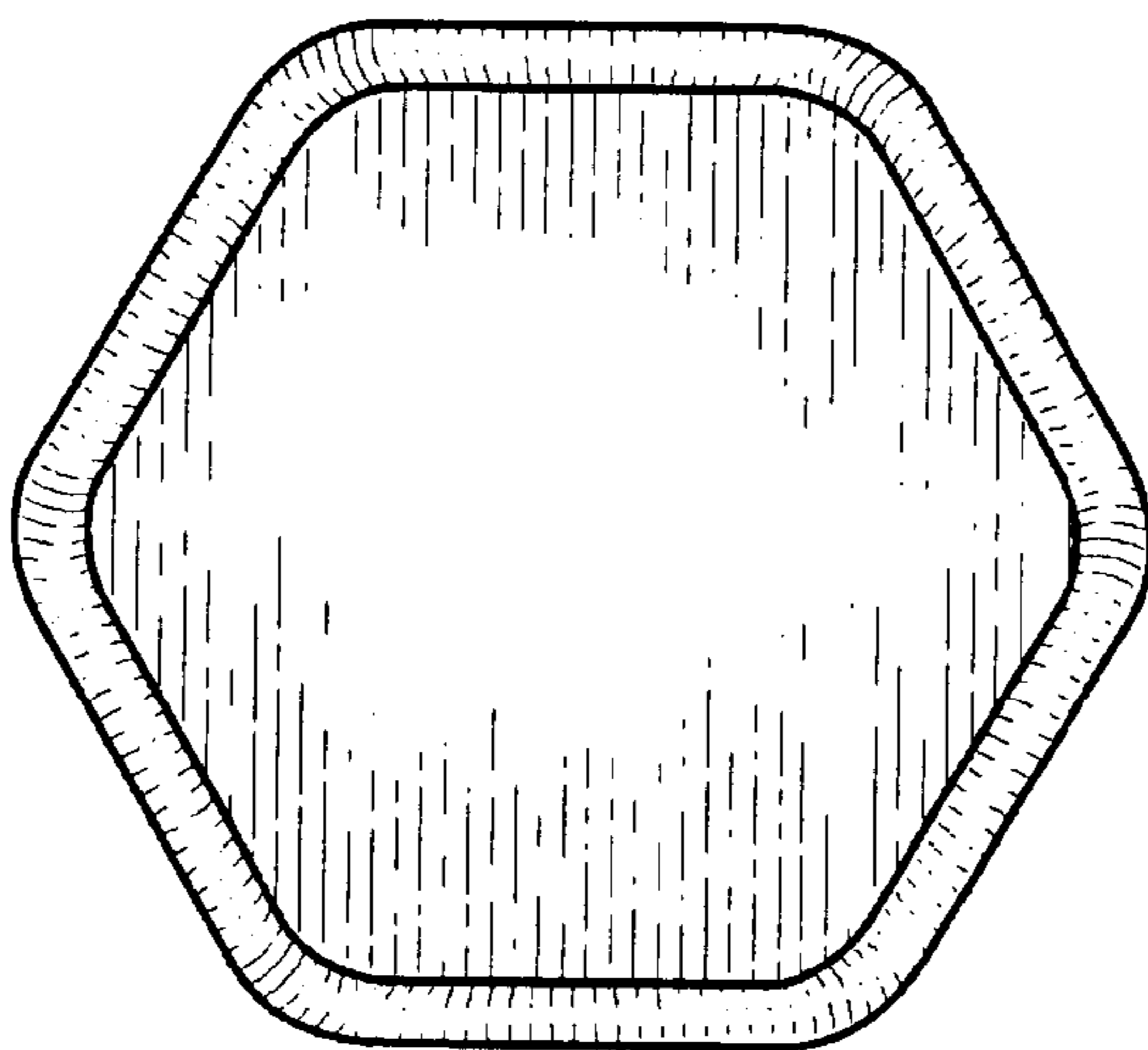


FIG. 5