



US00D479989S

(12) **United States Design Patent**
Drumm

(10) **Patent No.:** **US D479,989 S**

(45) **Date of Patent:** **** Sep. 30, 2003**

(54) **DIAPER SHAPED CONTAINER**

D370,121 S 5/1996 Chabot
D370,186 S * 5/1996 Barry D11/149

(76) Inventor: **Rochelle Drumm**, 613 Poinsettia Ave.,
Corona Del Mar, CA (US) 92625

* cited by examiner

(**) Term: **14 Years**

Primary Examiner—Sandra L. Morris
(74) *Attorney, Agent, or Firm*—Knobbe, Martens, Olson &
Bear, LLP

(21) Appl. No.: **29/171,998**

(22) Filed: **Dec. 4, 2002**

(57) **CLAIM**

(51) **LOC (7) Cl.** **09-03**

The ornamental design for a diaper shaped container, as shown and described.

(52) **U.S. Cl.** **D9/319; D9/307; D24/126**

(58) **Field of Search** D3/271, 272; D7/571;
D9/307, 319, 334; D11/149; D24/126; D32/37;
D34/4; 206/423, 457, 529, 579; 215/400

DESCRIPTION

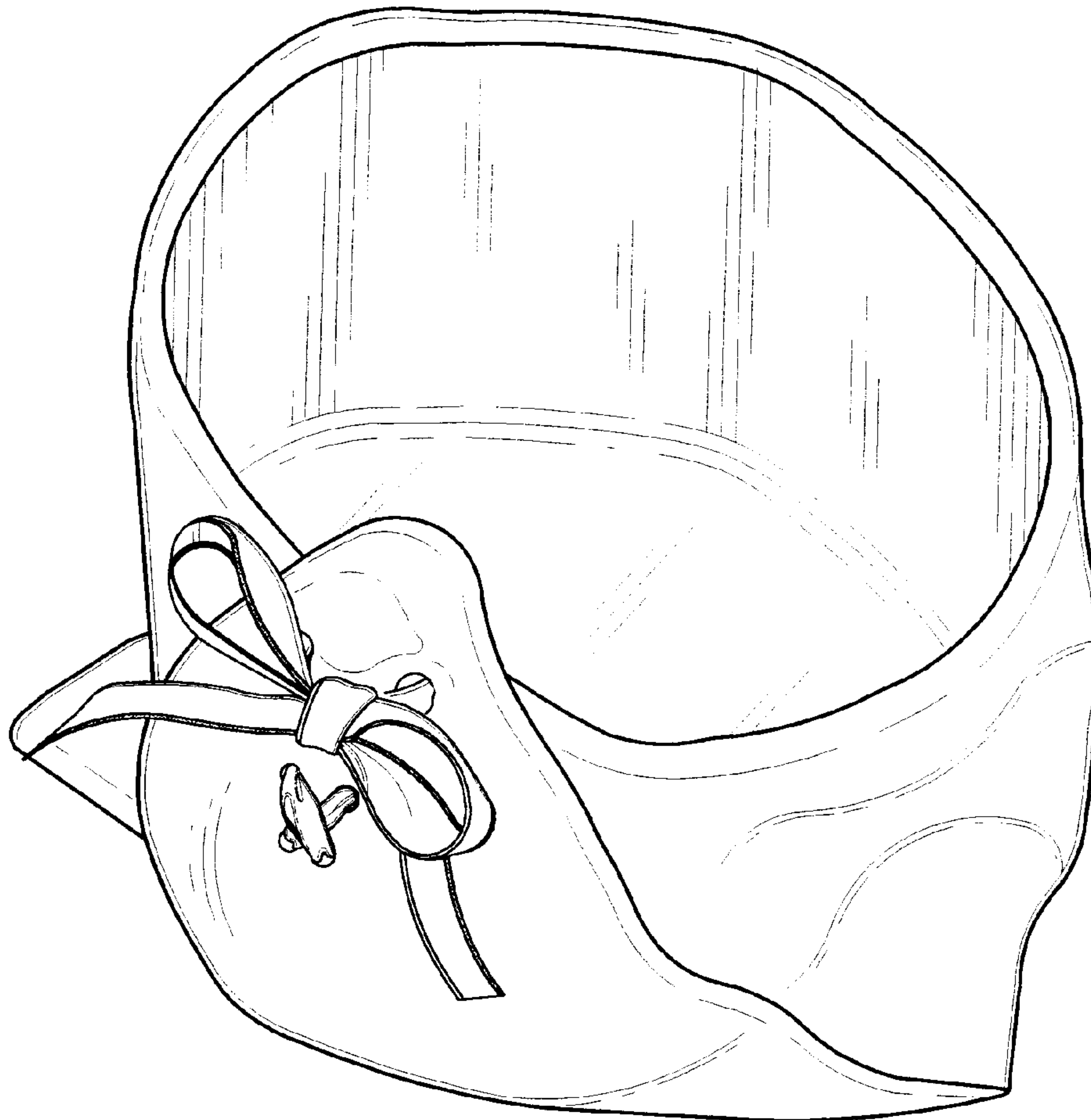
(56) **References Cited**

U.S. PATENT DOCUMENTS

- D95,483 S 5/1935 Blacher
- D123,546 S * 11/1940 Goldstein D24/126
- D132,937 S * 6/1942 Cadgene D24/126
- 2,863,455 A * 12/1958 Holce D24/126
- D232,069 S * 7/1974 Walker D34/4
- D335,026 S * 4/1993 Cape D3/271

FIG. 1 is a front-right elevational perspective of the present design with a ribbon appearing to hold the diaper closed; FIG. 2 is a front view of the diaper shaped container of the present design; FIG. 3 is a right side view of the diaper shaped container of the present design; FIG. 4 is a top plan view of the diaper shaped container of the present design; and, FIG. 5 is a bottom perspective view thereof.

1 Claim, 5 Drawing Sheets



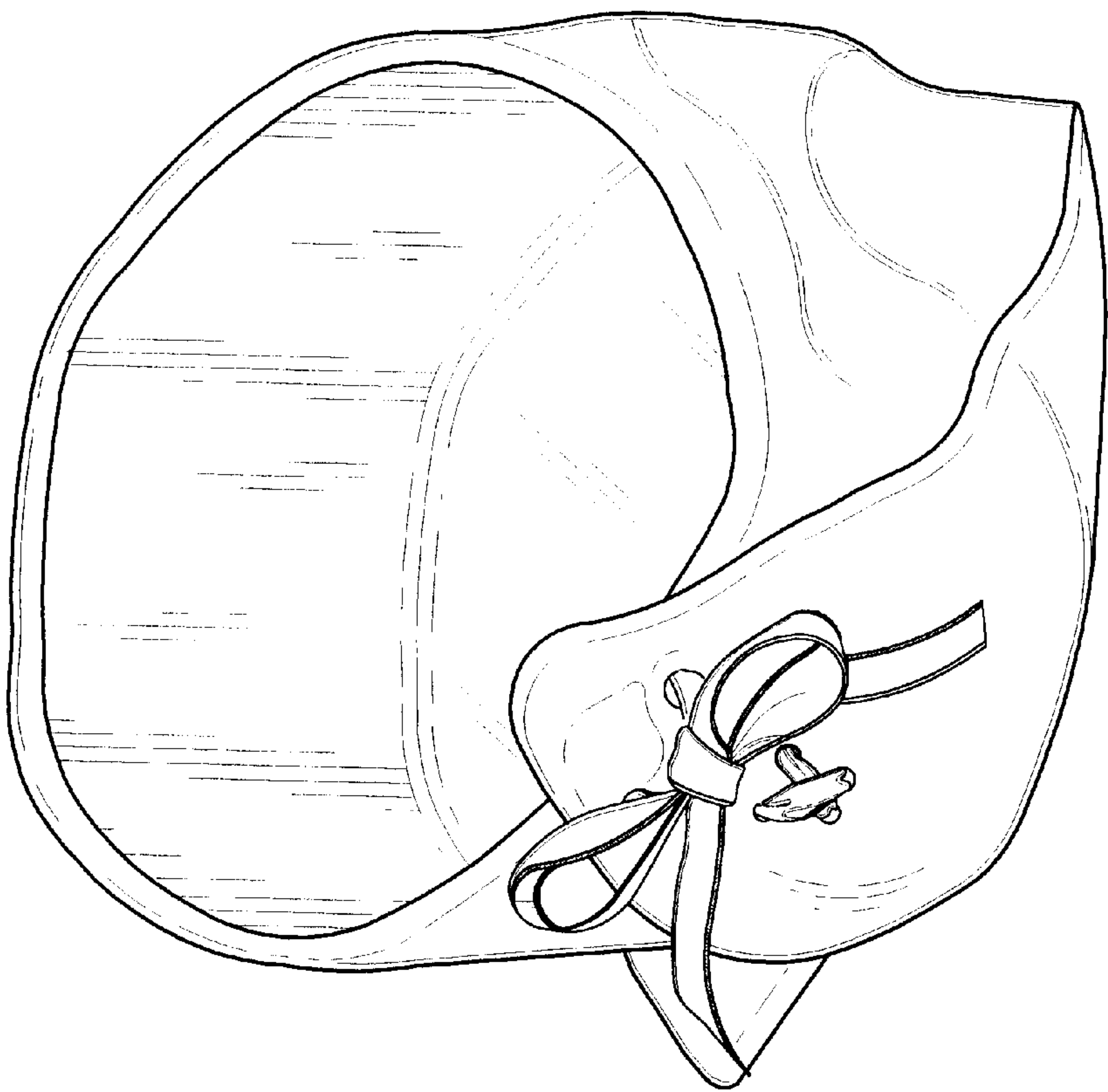


FIG. 1




FIG. 2




FIG. 3

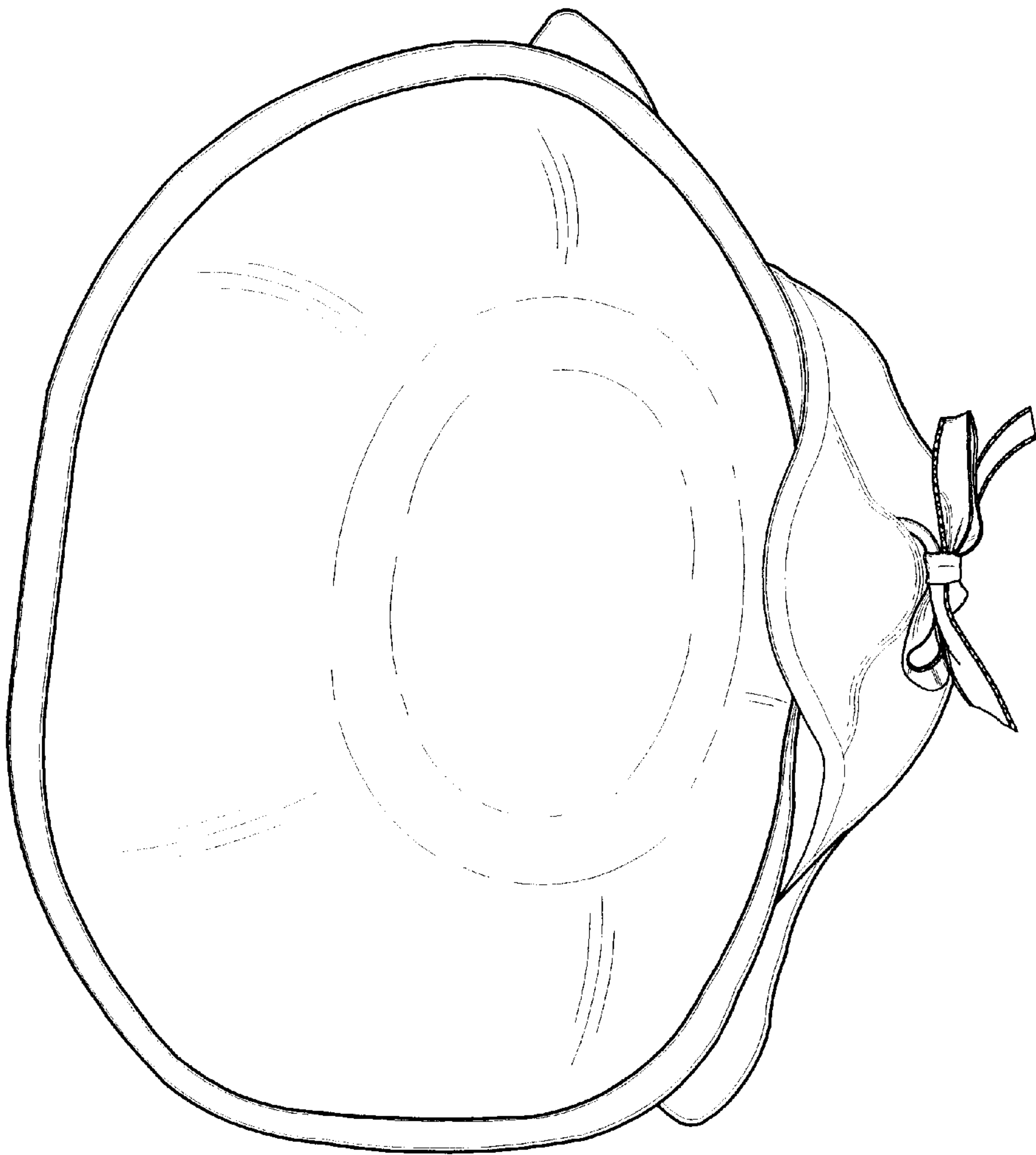


FIG. 4

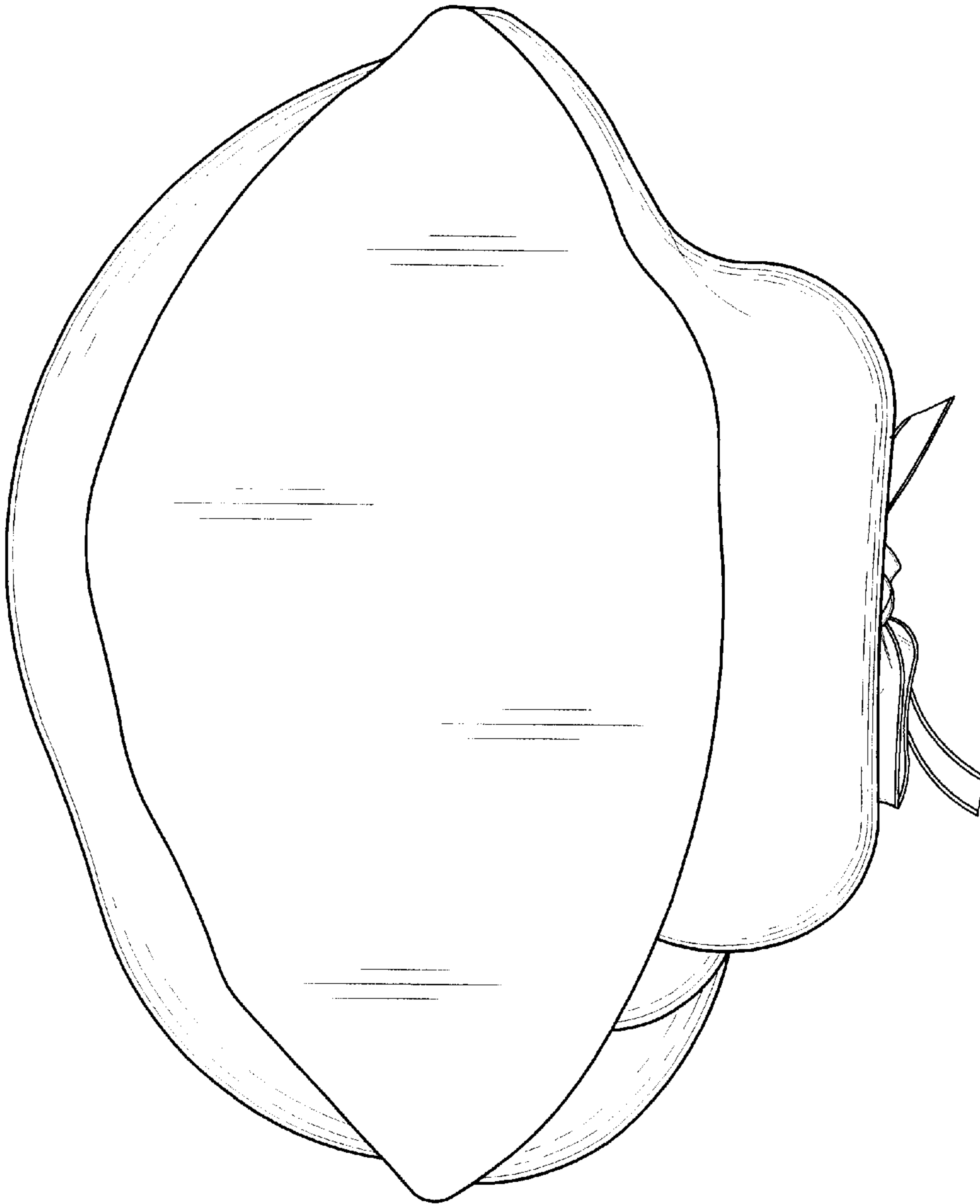


FIG. 5