



US00D479982S

(12) **United States Design Patent**
Reddick et al.

(10) **Patent No.:** **US D479,982 S**
(45) **Date of Patent:** **** Sep. 30, 2003**

(54) **CASTER LEG FOR FURNITURE DOLLY**
(75) Inventors: **Brandon R. Reddick**, Muscatine, IA
(US); **Craig H. Schultz**, Muscatine, IA
(US)

D33,467 S * 10/1900 Fischer D8/375
1,513,643 A * 10/1924 Simpson 15/354
D355,109 S * 2/1995 Moine et al. D8/375
D423,991 S * 5/2000 Deroost D12/133

* cited by examiner

(73) Assignee: **HON Technology Inc.**, Muscatine, IA
(US)

Primary Examiner—Pamela Burgess
(74) *Attorney, Agent, or Firm*—Jones Day

(**) Term: **14 Years**

(57) **CLAIM**

(21) Appl. No.: **29/142,919**

The ornamental design for a caster leg for furniture dolly, as shown and described.

(22) Filed: **Jun. 5, 2001**

DESCRIPTION

(51) **LOC (7) Cl.** **08-05**

(52) **U.S. Cl.** **D8/374**; D6/495; D8/375

(58) **Field of Search** D8/375, 374; D6/495;
D12/133; 16/34, 18 R, 18 B, 18 CG, 32,
31 R, 42 T, 31 A, 39, 29, 45, 47, 27; 248/129,
346.11, 188.8, 188.1, 188.7, 188.9; 108/153.1,
155, 156, 157.1

FIG. 1 is a top view of a caster leg for furniture dolly showing our new design;
FIG. 2 is a bottom view thereof;
FIG. 3 is a front view thereof;
FIG. 4 is a rear view thereof;
FIG. 5 is a left side view thereof; and,
FIG. 6 is a right side view thereof.

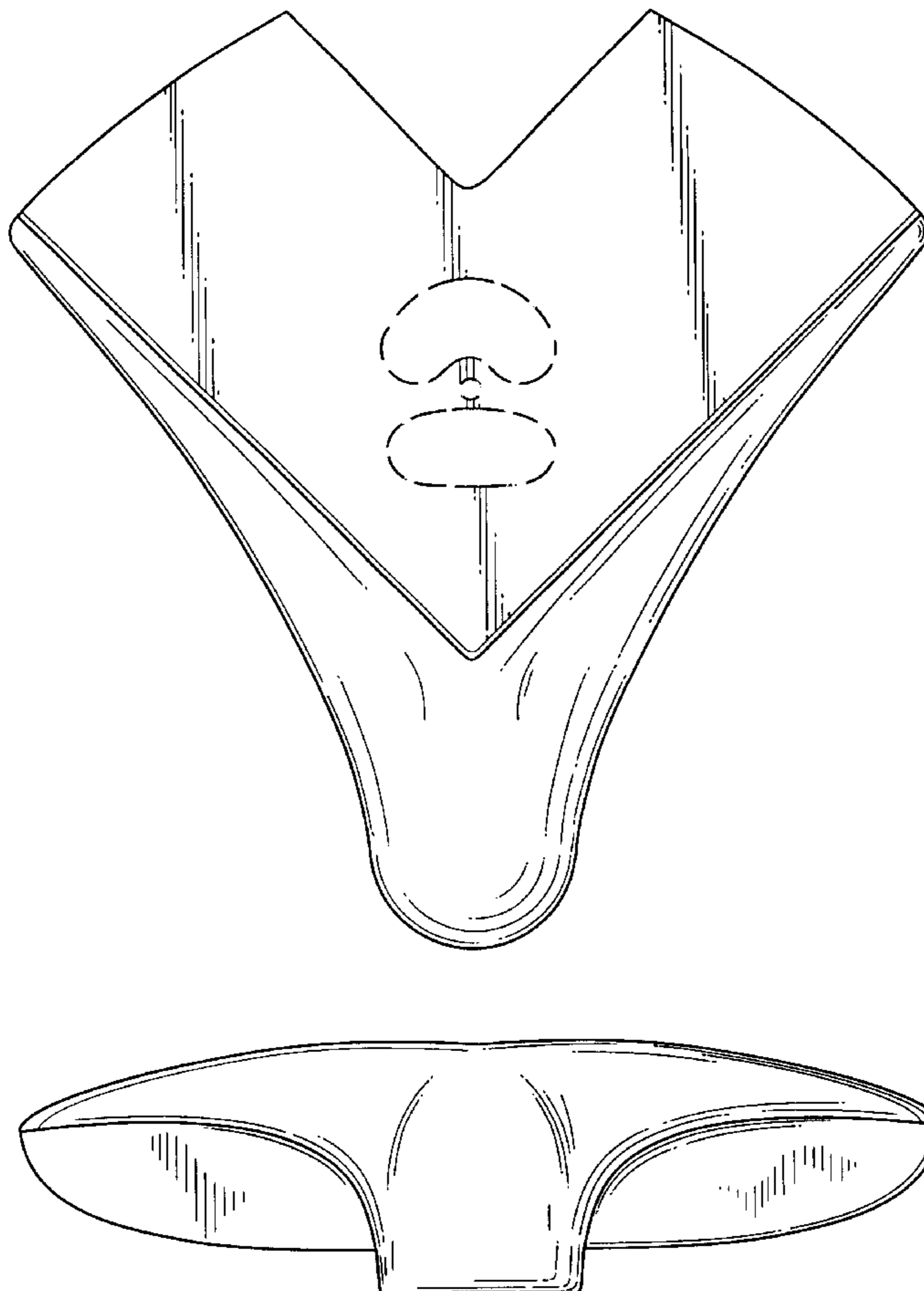
The broken lines shown in FIGS. 1 and 2 are for illustrative purposes only and form no part of the claimed design.

(56) **References Cited**

U.S. PATENT DOCUMENTS

D15,131 S * 7/1884 Schenck D8/375

1 Claim, 3 Drawing Sheets



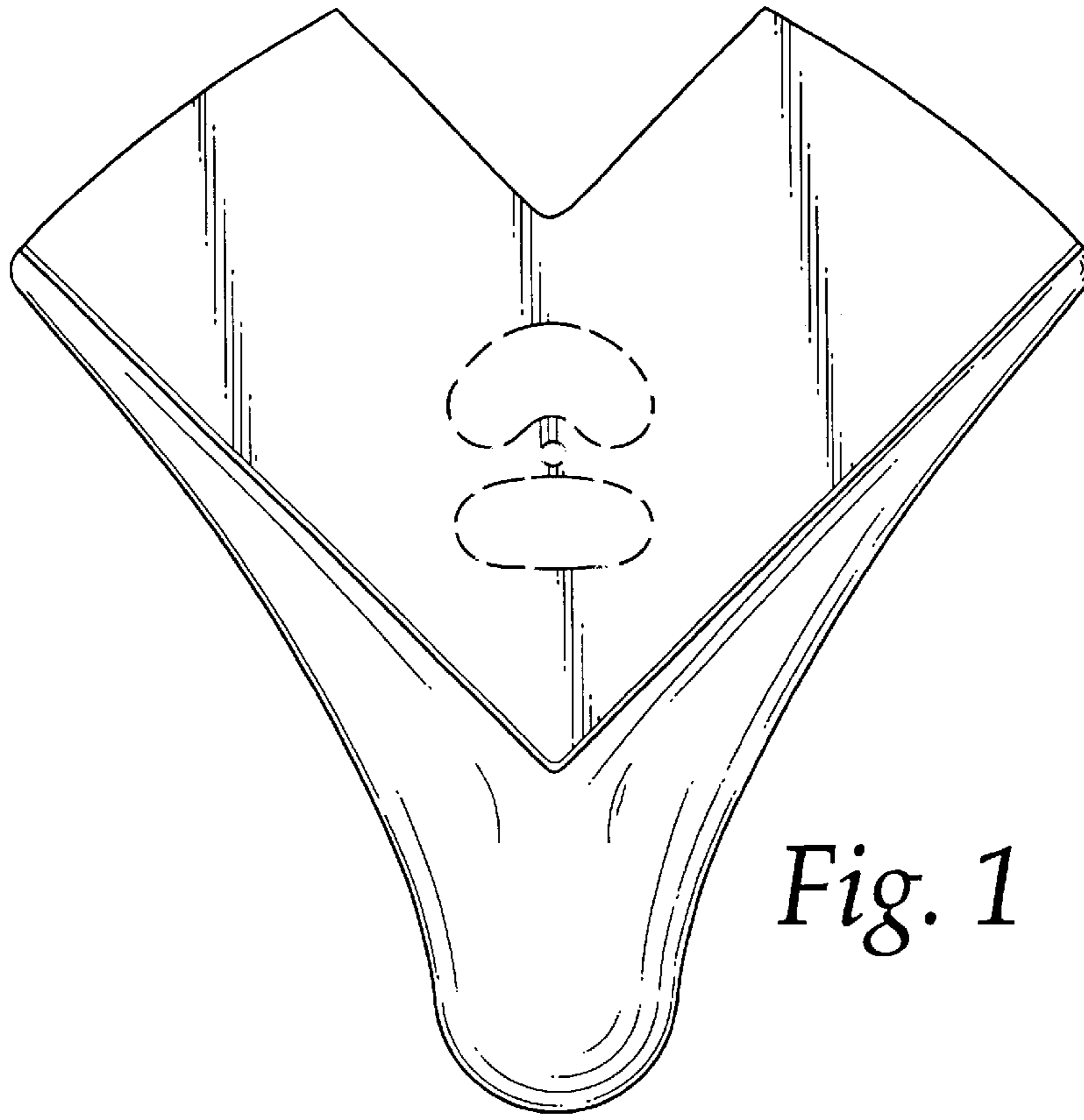


Fig. 1

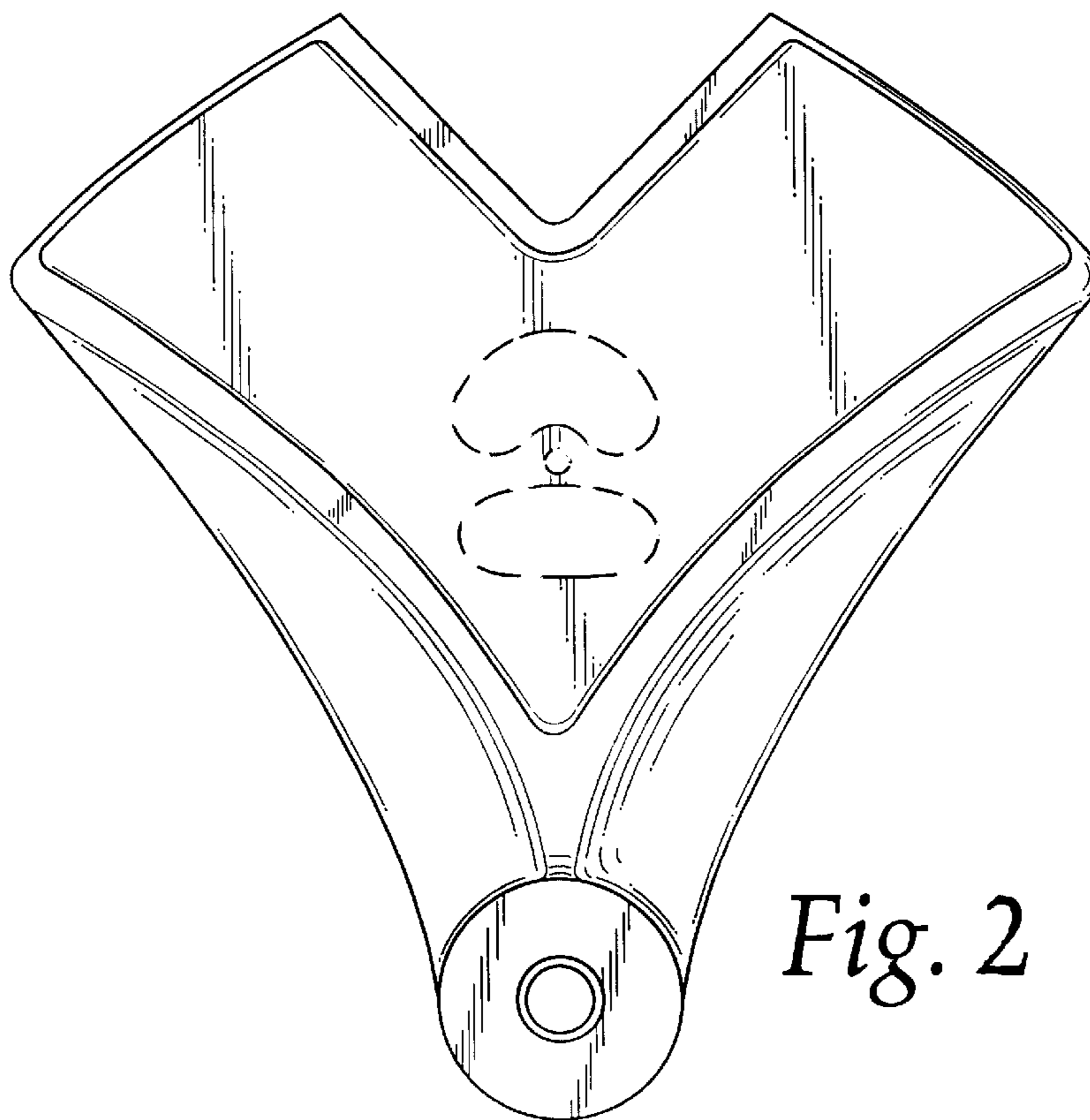


Fig. 2




Fig. 3

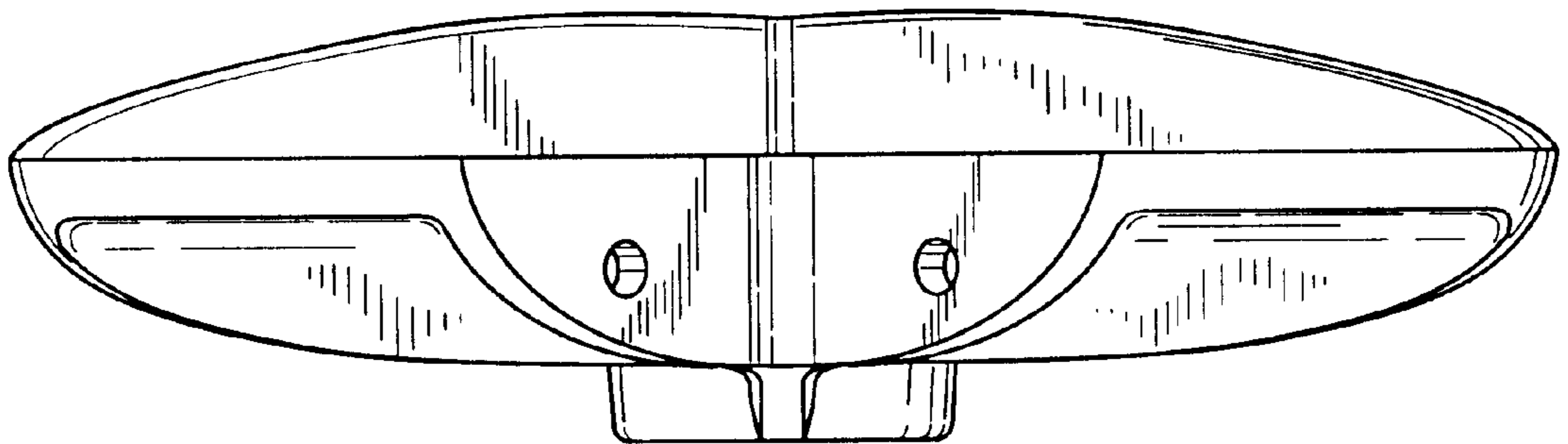


Fig. 4

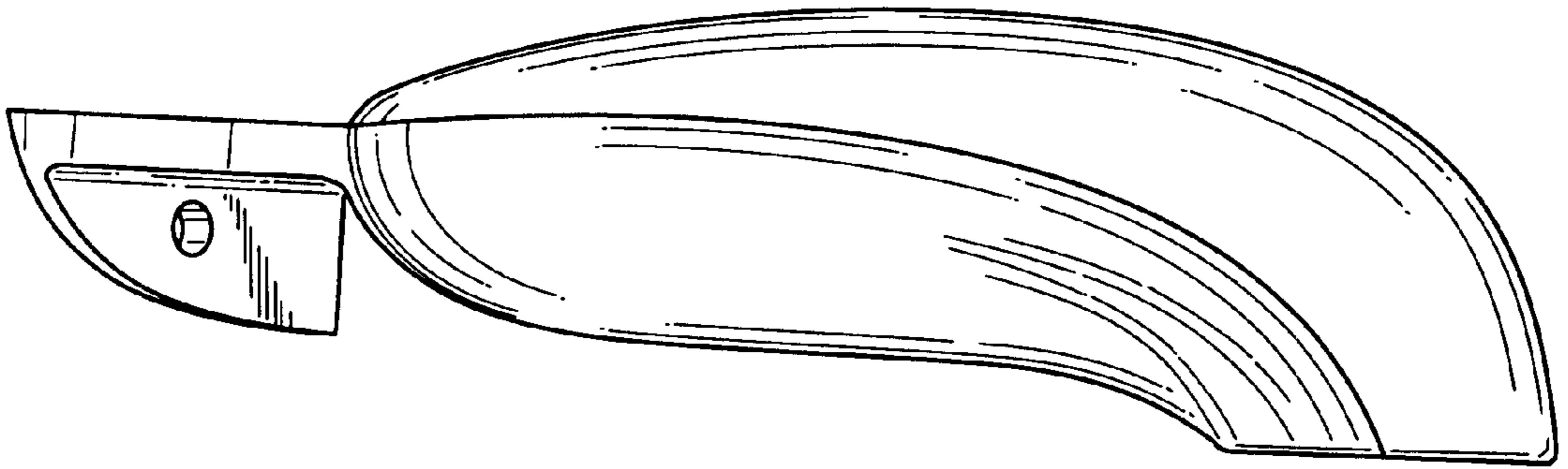


Fig. 5




Fig. 6