



US00D479977S

(12) **United States Design Patent**
Ishida et al.

(10) **Patent No.:** **US D479,977 S**

(45) **Date of Patent:** **** Sep. 30, 2003**

(54) **ADJUSTABLE FIXING APPARATUS FOR A CABLE**

D464,603 S * 10/2002 Whitley, II D12/317

* cited by examiner

(75) Inventors: **Tomohisa Ishida**, Saitama-Ken (JP);
Takayuki Ohkawara, Tokyo (JP);
Ryoichiro Uehara, Tokyo (JP)

Primary Examiner—Doris V. Coles

Assistant Examiner—Elizabeth A. Albert

(74) *Attorney, Agent, or Firm*—Bell, Boyd & Lloyd LLC

(73) Assignee: **YKK Corporation**, Tokyo (JP)

(57) **CLAIM**

(**) Term: **14 Years**

The ornamental design for an adjustable fixing apparatus for a cable, as shown and described.

(21) Appl. No.: **29/161,287**

DESCRIPTION

(22) Filed: **May 24, 2002**

(30) **Foreign Application Priority Data**

Nov. 26, 2001 (JP) 2001-034470

(51) **LOC (7) Cl.** **08-05**

(52) **U.S. Cl.** **D8/356**

(58) **Field of Search** D2/639, 978; D8/44,
D8/355, 356, 382, 383, 394, 395, 354;
D11/200, 201, 212, 222; D28/66; 24/114.5,
115 A, 115 H, 115 M, 115 R, 116 A, 128,
129 B, 129 R, 130, 132 AA, 578.1, 712.9,
713, 715.4

FIG. 1 is a front perspective view of an adjustable fixing apparatus for a cable of the claimed design.

FIG. 2 is a rear perspective view of the adjustable fixing apparatus for a cable of FIG. 1.

FIG. 3 is a front elevational view of the adjustable fixing apparatus for a cable of FIG. 1.

FIG. 4 is a rear elevational view of the adjustable fixing apparatus for a cable of FIG. 1.

FIG. 5 is a top plan view of the adjustable fixing apparatus for a cable of FIG. 1.

FIG. 6 is a bottom plan view of the adjustable fixing apparatus for a cable of FIG. 1.

FIG. 7 is a right side elevational view of the adjustable fixing apparatus for a cable of FIG. 1, and the left side elevational view is a mirror image thereof; and,

FIG. 8 is a front elevational view thereof on a reduced scale shown in position of use.

The broken lines are for illustrative purposes only and form no part of the claimed design.

(56) **References Cited**

U.S. PATENT DOCUMENTS

5,671,508 A * 9/1997 Murai 24/129 R
5,687,585 A * 11/1997 Ferrell 24/116 A
D425,783 S * 5/2000 Ishida et al. D8/356
6,189,186 B1 * 2/2001 Boden 24/129 R
D452,138 S * 12/2001 Murata D8/383
6,438,808 B1 * 8/2002 Kung 24/572.1

1 Claim, 3 Drawing Sheets

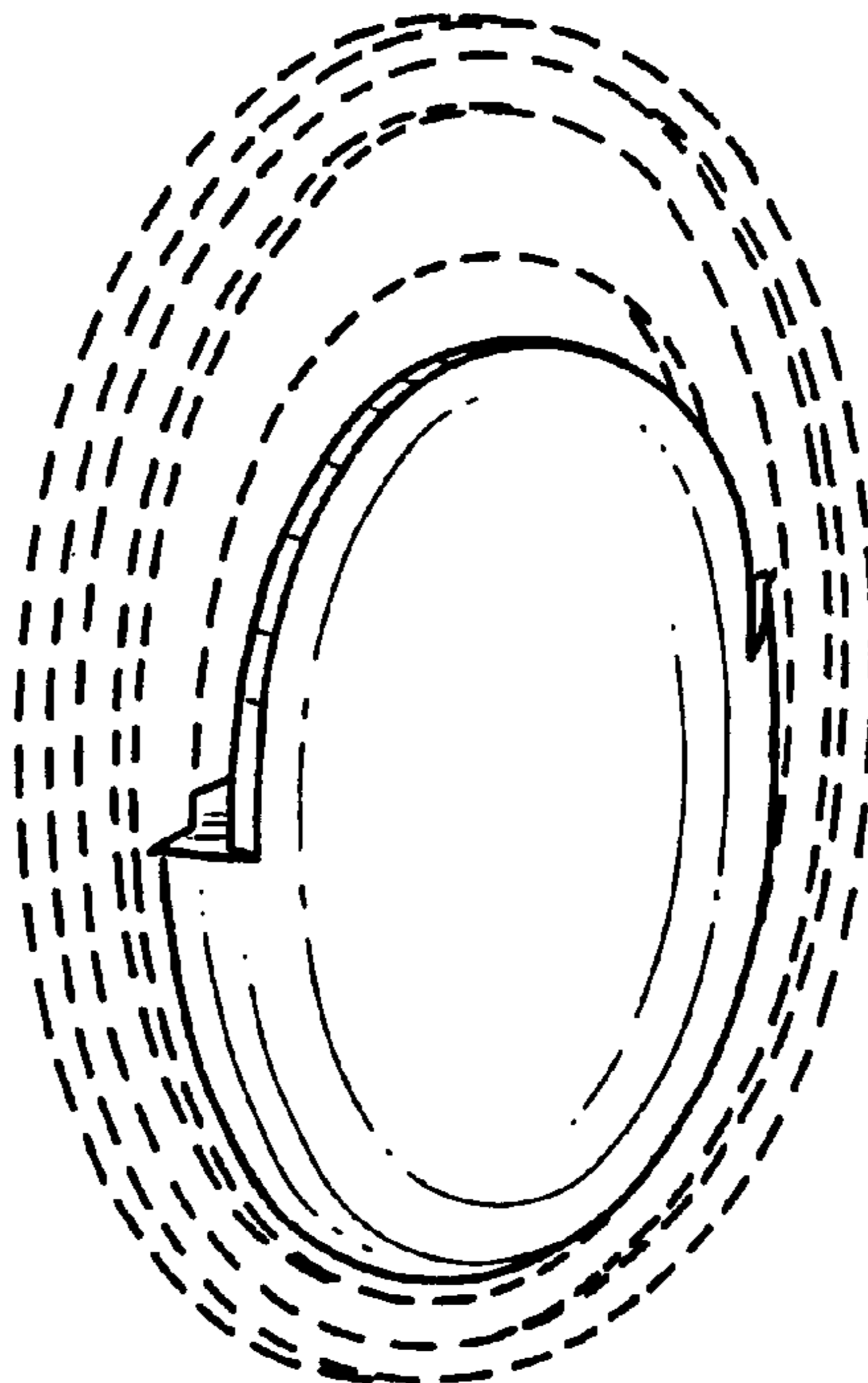


FIG. 1

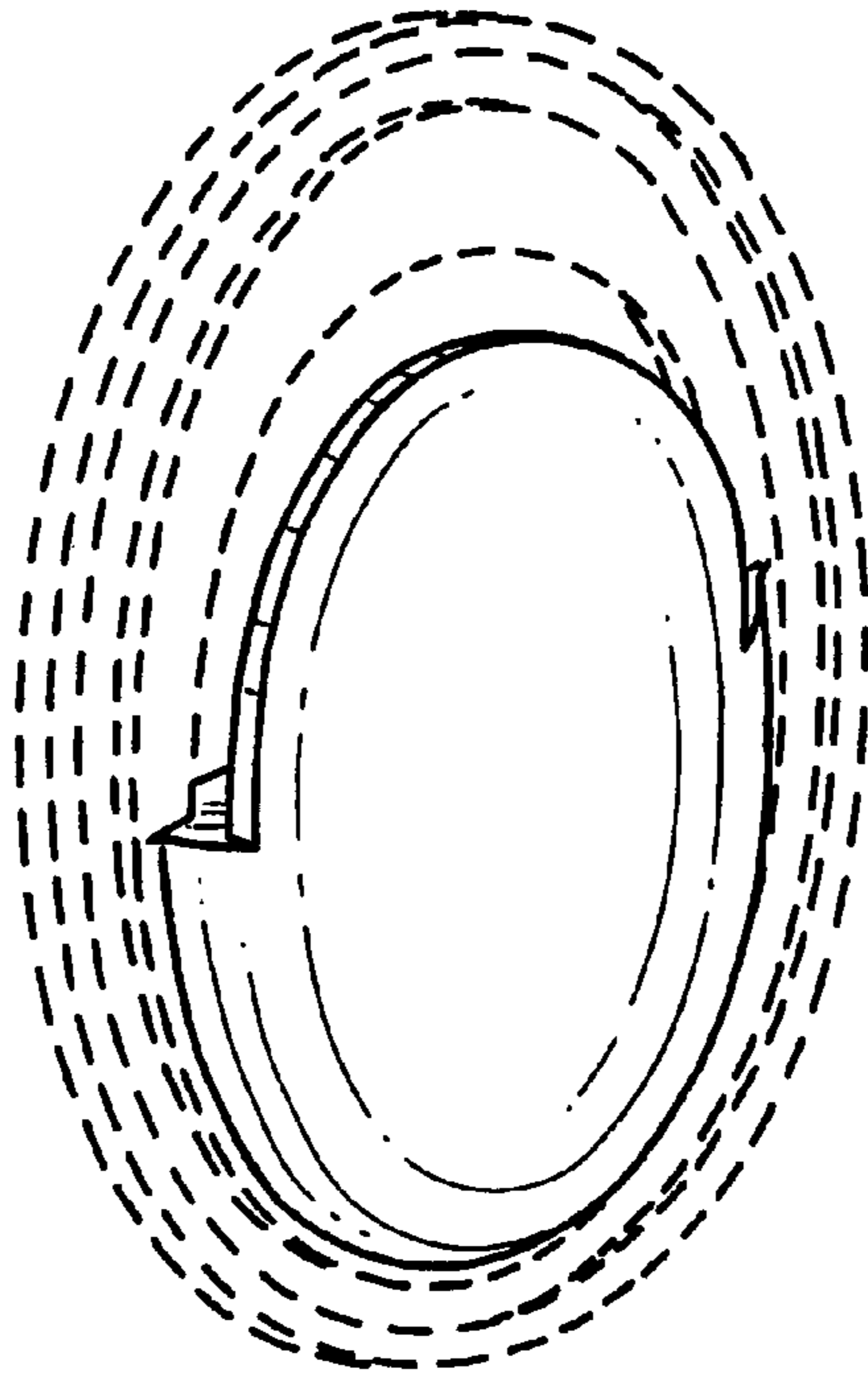


FIG. 2

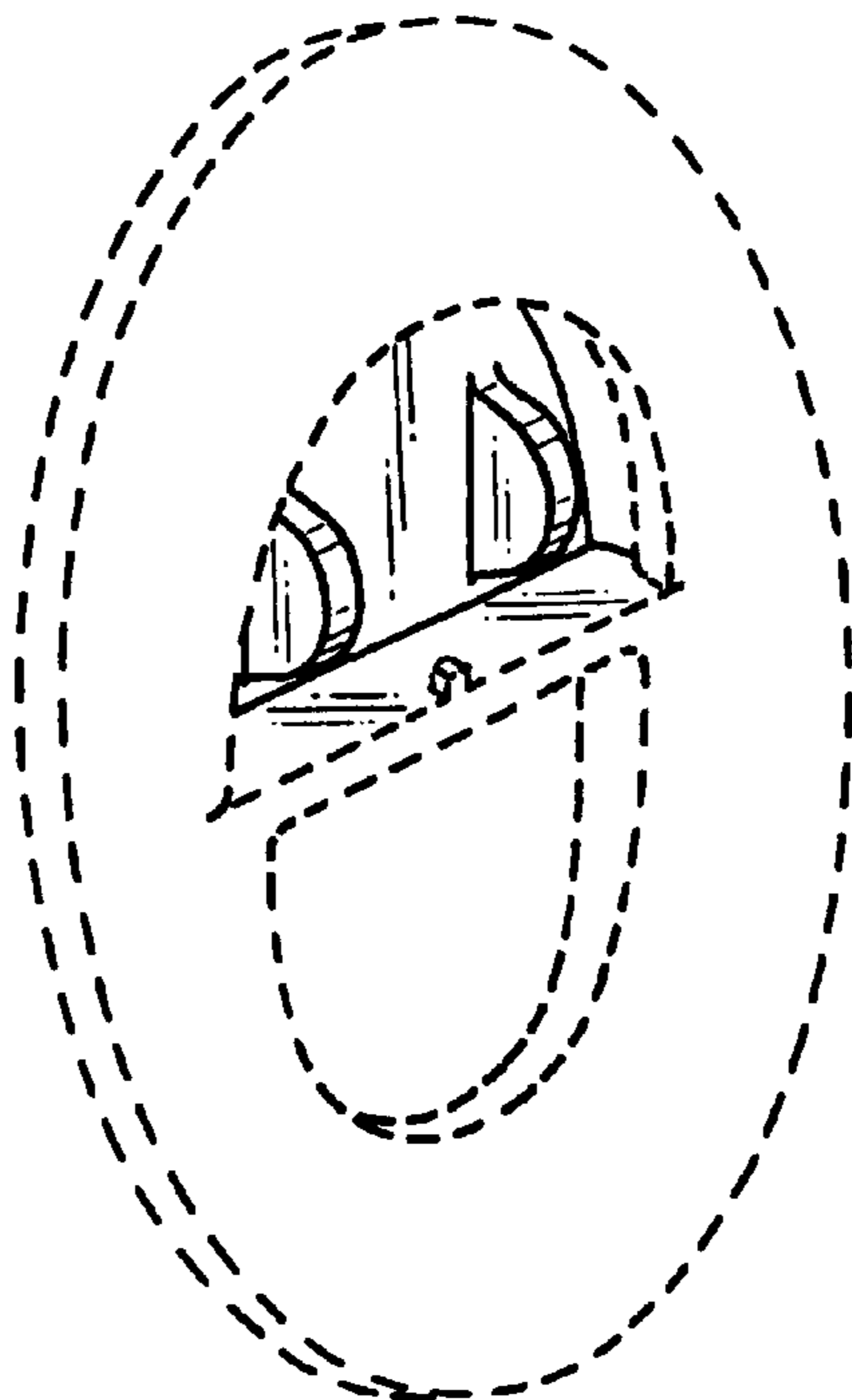


FIG. 3

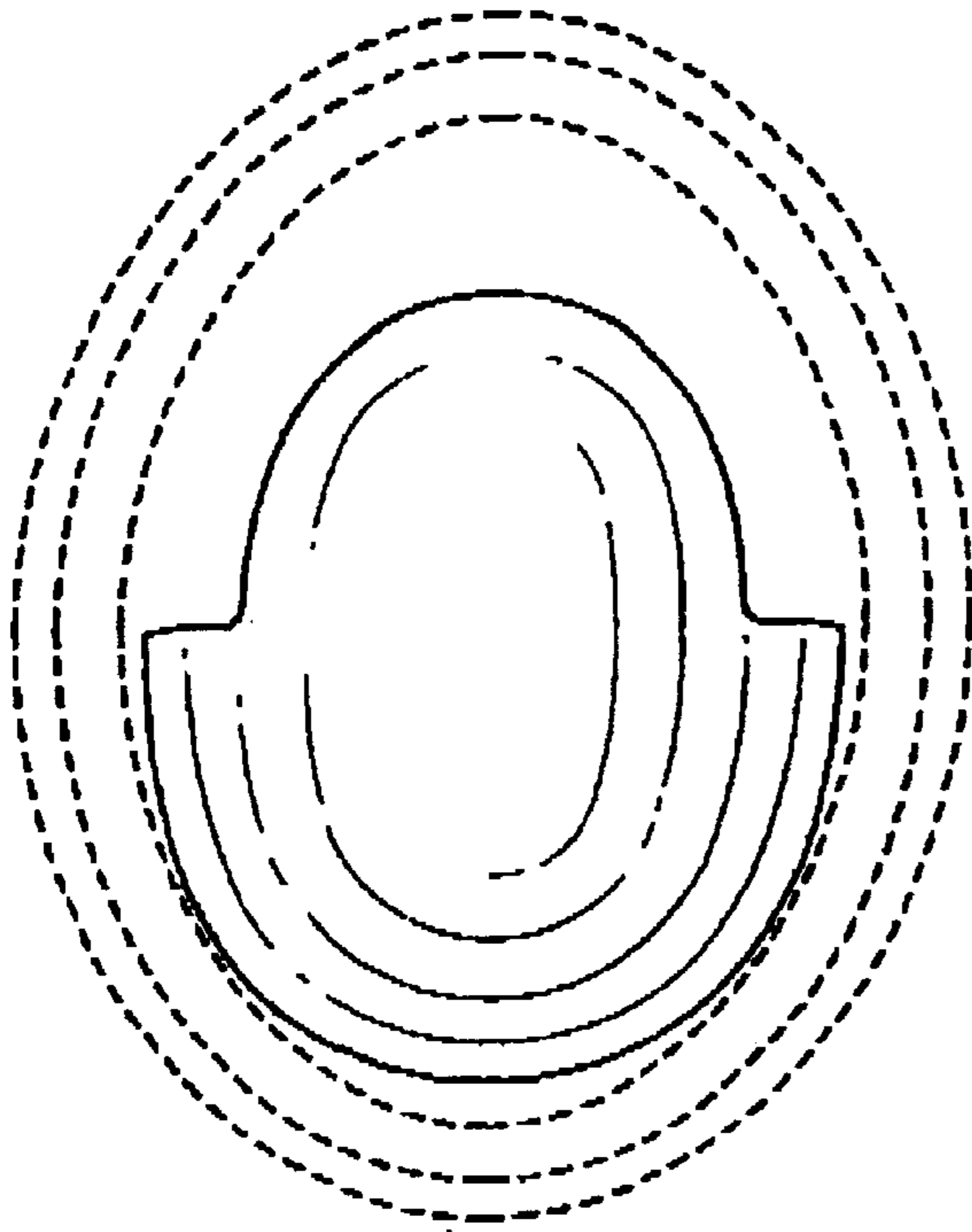


FIG. 4

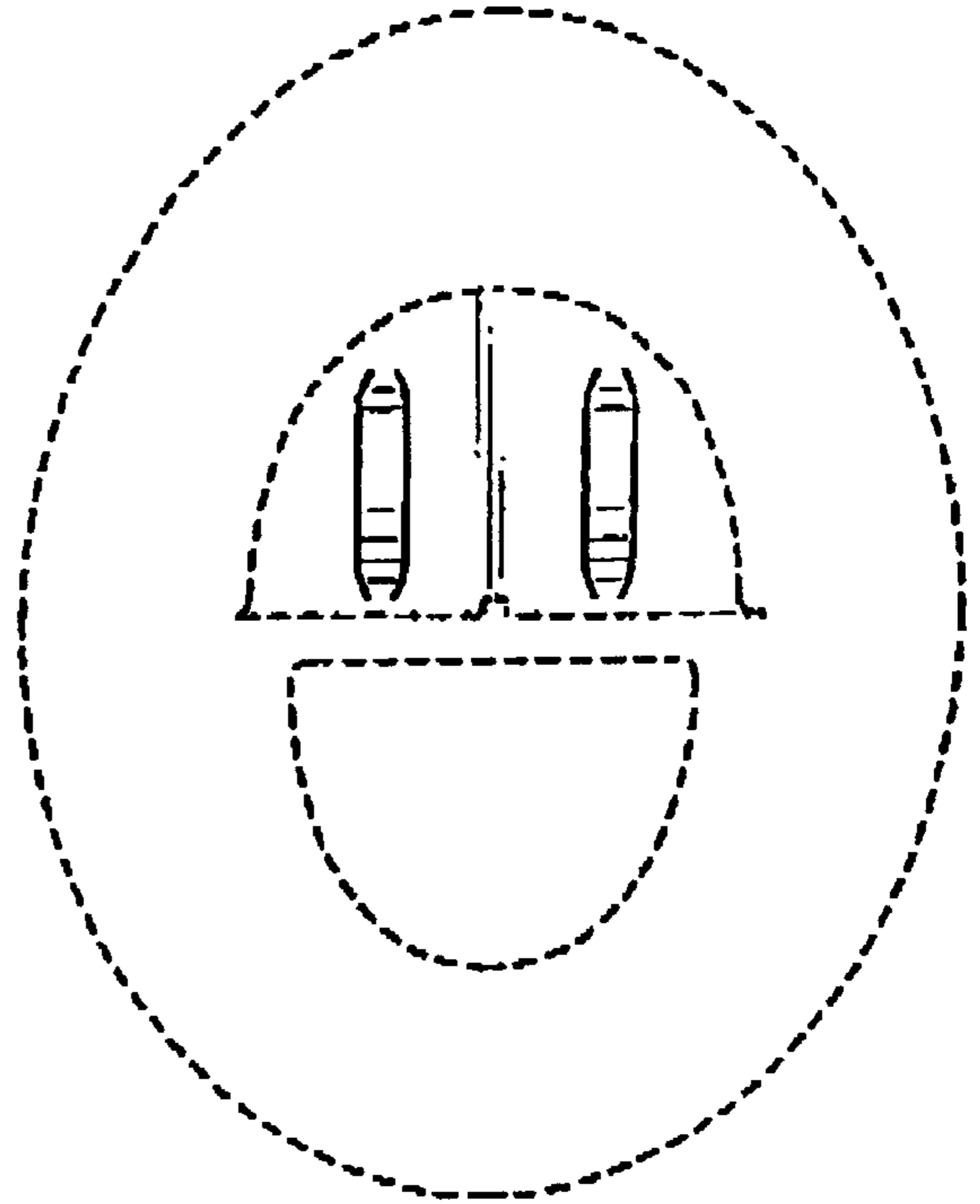


FIG. 5

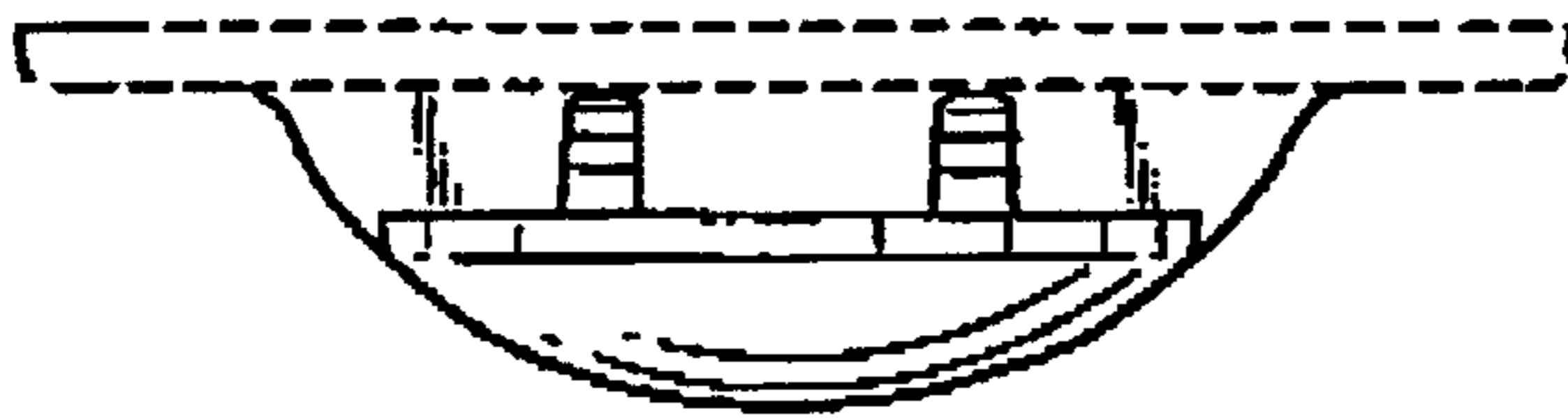


FIG. 6



FIG. 7

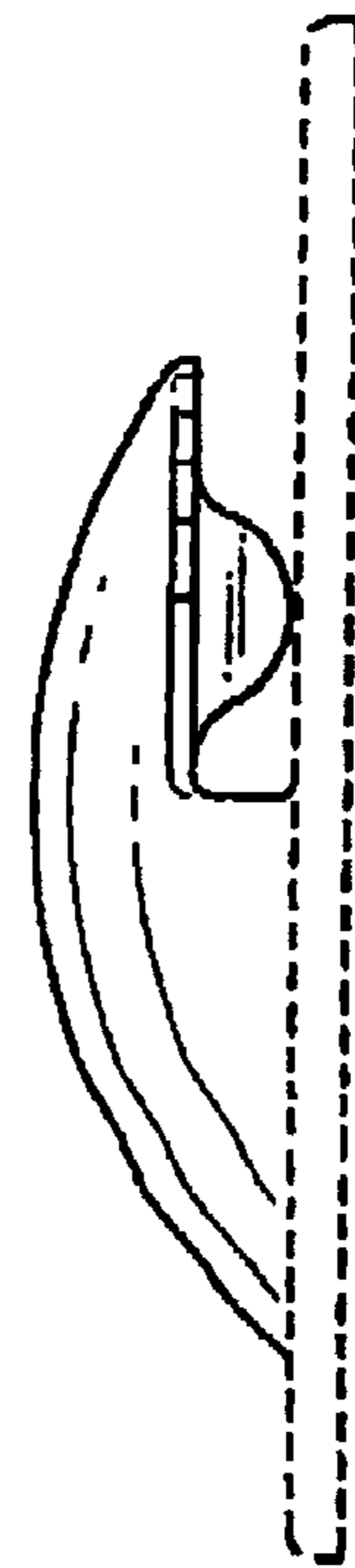


FIG. 8

