



US00D479972S

(12) **United States Design Patent**
Cueto

(10) **Patent No.:** **US D479,972 S**

(45) **Date of Patent:** **** Sep. 30, 2003**

(54) **SANDING GLOVE**

(76) **Inventor:** **Walter Gustavo Cueto**, 52940 Rachael Ct., Middlebury, IN (US) 46540

(**) **Term:** **14 Years**

(21) **Appl. No.:** **29/167,485**

(22) **Filed:** **Sep. 16, 2002**

(51) **LOC (7) Cl.** **08-05**

(52) **U.S. Cl.** **D8/90; D2/617**

(58) **Field of Search** **D8/90; 2/161.6, 2/161.8; 451/523, 538, 539; D2/617**

(56) **References Cited**

U.S. PATENT DOCUMENTS

1,983,963	A	12/1934	Belton	2/168
3,151,333	A	* 10/1964	Scholz	2/161.8
3,636,568	A	1/1972	Stuner	2/161.6
3,643,386	A	2/1972	Gryzll	451/523
3,748,792	A	7/1973	Lamb	451/523
3,789,555	A	* 2/1974	Means	451/523

3,885,249	A	* 5/1975	De Brabander	15/227
D256,184	S	* 8/1980	Kupperman et al.	D29/117.1
5,134,746	A	* 8/1992	William	15/227
5,134,809	A	* 8/1992	Morton et al.	451/523
5,642,527	A	* 7/1997	Savage	2/161.8
6,016,571	A	* 1/2000	Guzman et al.	2/167

* cited by examiner

Primary Examiner—Philip S. Hyder

(74) *Attorney, Agent, or Firm*—Richard L. Mikesell

(57) **CLAIM**

The ornamental design for a sanding glove, as shown and described.

DESCRIPTION

FIG. 1 is a top right perspective view of a sanding glove showing my new design;

FIG. 2 is a left side perspective view thereof;

FIG. 3 is a bottom plan view thereof; and,

FIG. 4 is a rear end elevation view thereof.

1 Claim, 1 Drawing Sheet

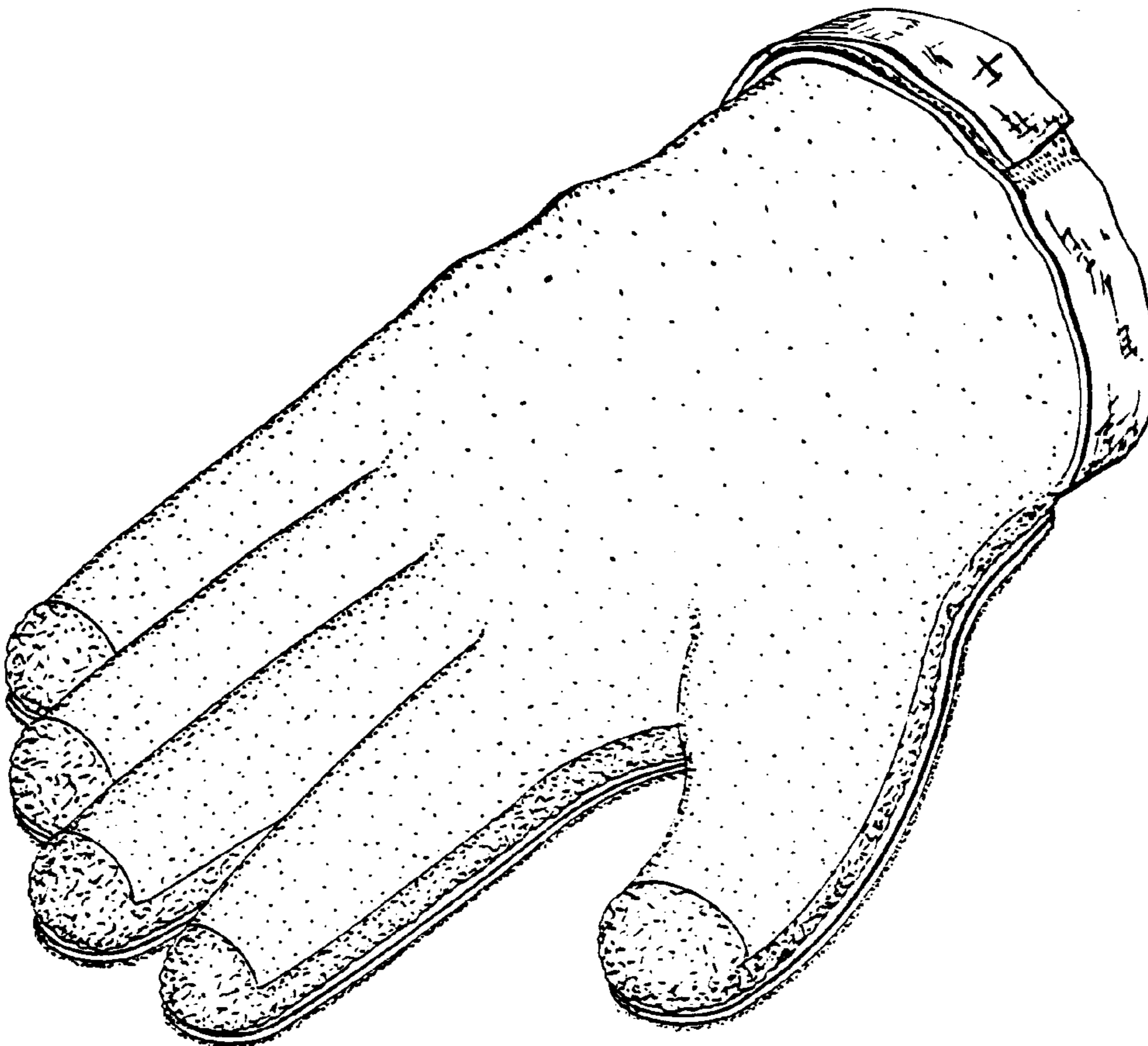


FIG. 1

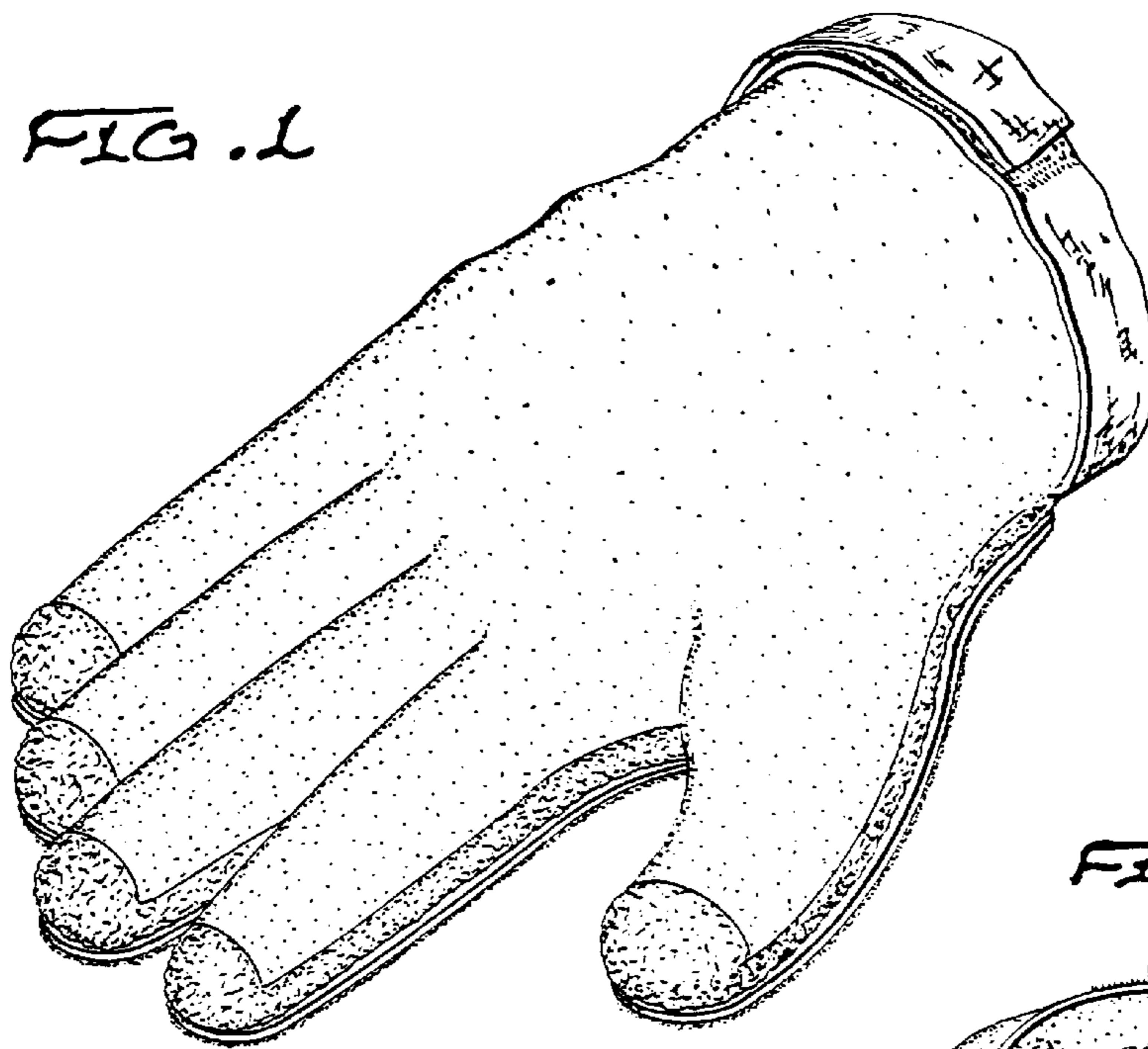


FIG. 2

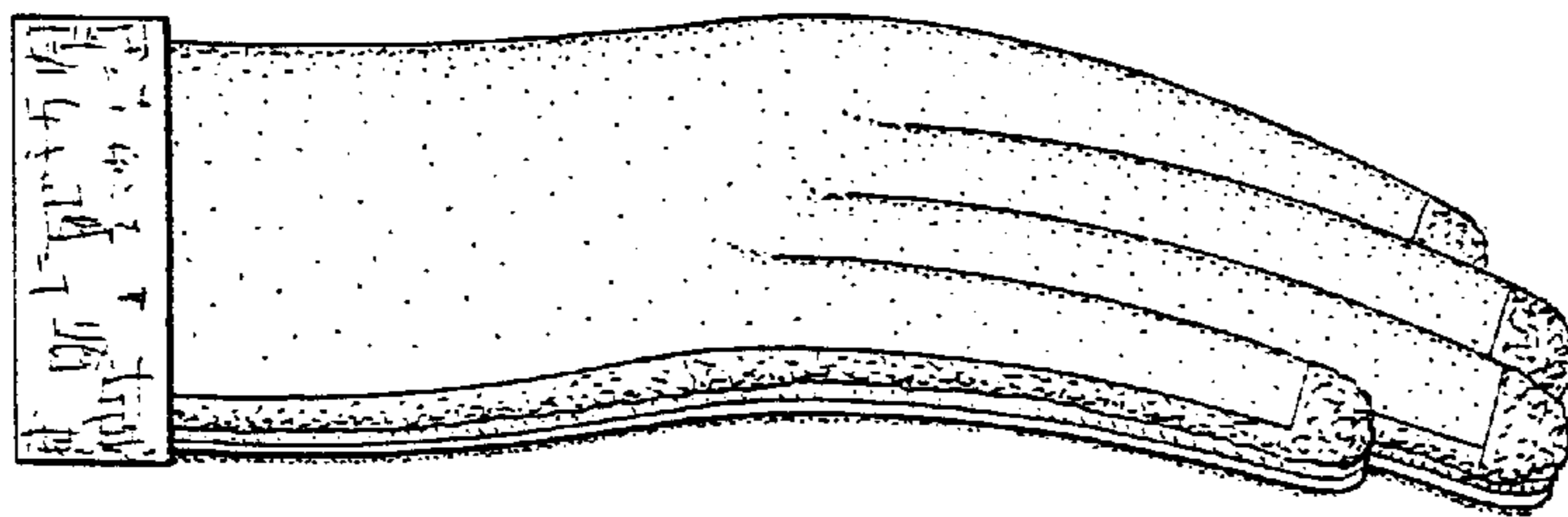
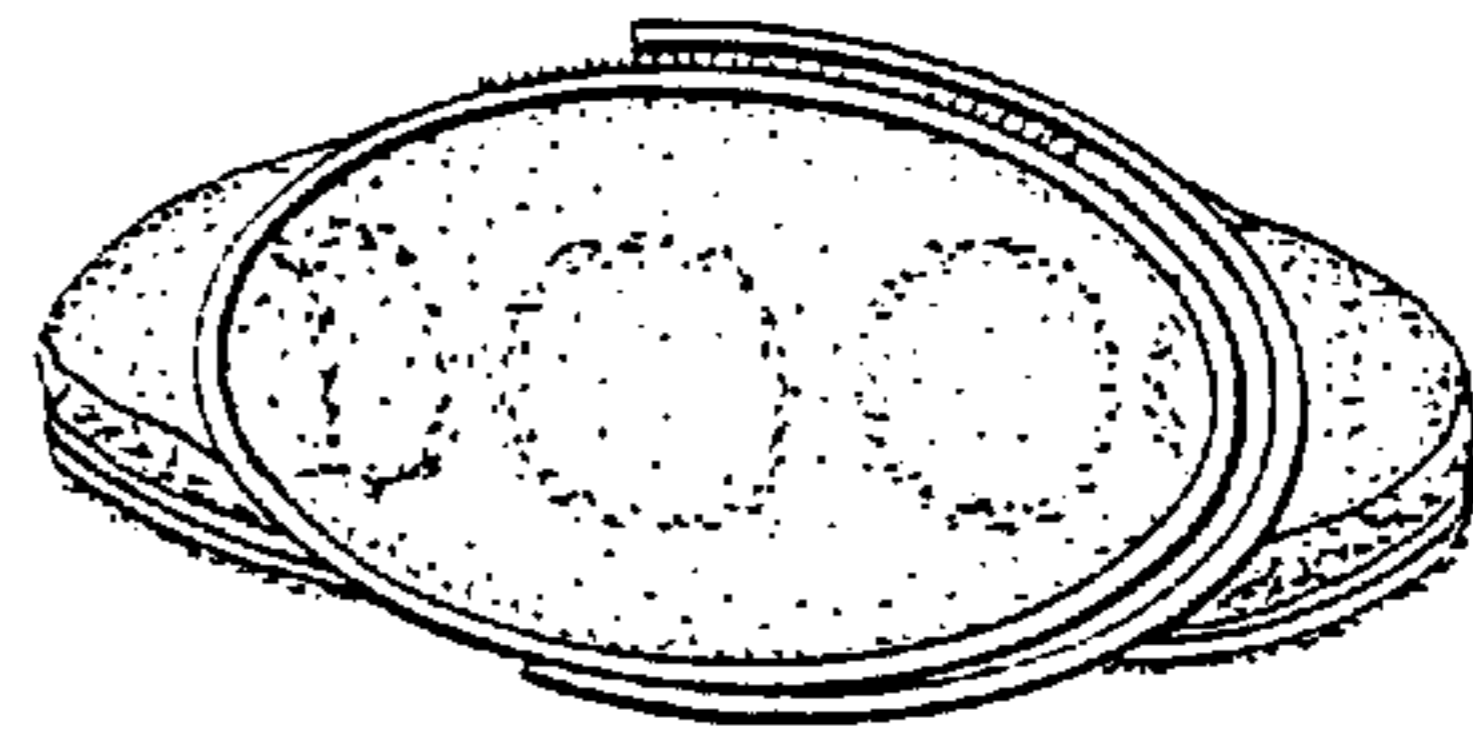


FIG. 2

FIG. 3

