



US00D479960S

(12) **United States Design Patent**  
**Huang**

(10) **Patent No.:** **US D479,960 S**

(45) **Date of Patent:** **\*\* Sep. 30, 2003**

(54) **GARDEN SHEARS**

(76) Inventor: **Shoei-Shin Huang**, No. 668, Sec. 4,  
Yen Hai Rd., Fu Shing Hsiang, Chang  
Hua Hsien (TW)

(\*\*) Term: **14 Years**

(21) Appl. No.: **29/175,583**

(22) Filed: **Feb. 7, 2003**

(51) **LOC (7) Cl.** ..... **08-01**

(52) **U.S. Cl.** ..... **D8/5**

(58) **Field of Search** ..... D8/5, 55, 52, 58,  
D8/57, 107, 4; 30/261, 262, 252, 186, 194,  
249, 244, 258; 81/385, 405, 407, 408

(56) **References Cited**

**U.S. PATENT DOCUMENTS**

D250,509 S	*	12/1978	Plimmer	.....	D8/5
D250,988 S	*	2/1979	Plimmer	.....	D8/5
D275,645 S	*	9/1984	Ishida et al.	.....	D8/5
D289,250 S	*	4/1987	Pittaway	.....	D8/5

D341,527 S	*	11/1993	Clivio	.....	D8/5
D434,955 S	*	12/2000	Ronan	.....	D8/5
D467,476 S	*	12/2002	Lai et al.	.....	D8/5

\* cited by examiner

*Primary Examiner*—Pamela Burgess

(74) *Attorney, Agent, or Firm*—Harrison & Egbert

(57) **CLAIM**

I claim the ornamental design for garden shears, as shown and described.

**DESCRIPTION**

FIG. 1 is an upper perspective view of the garden shears showing my design.

FIG. 2 is a side view thereof;

FIG. 3 is an opposite side view thereof;

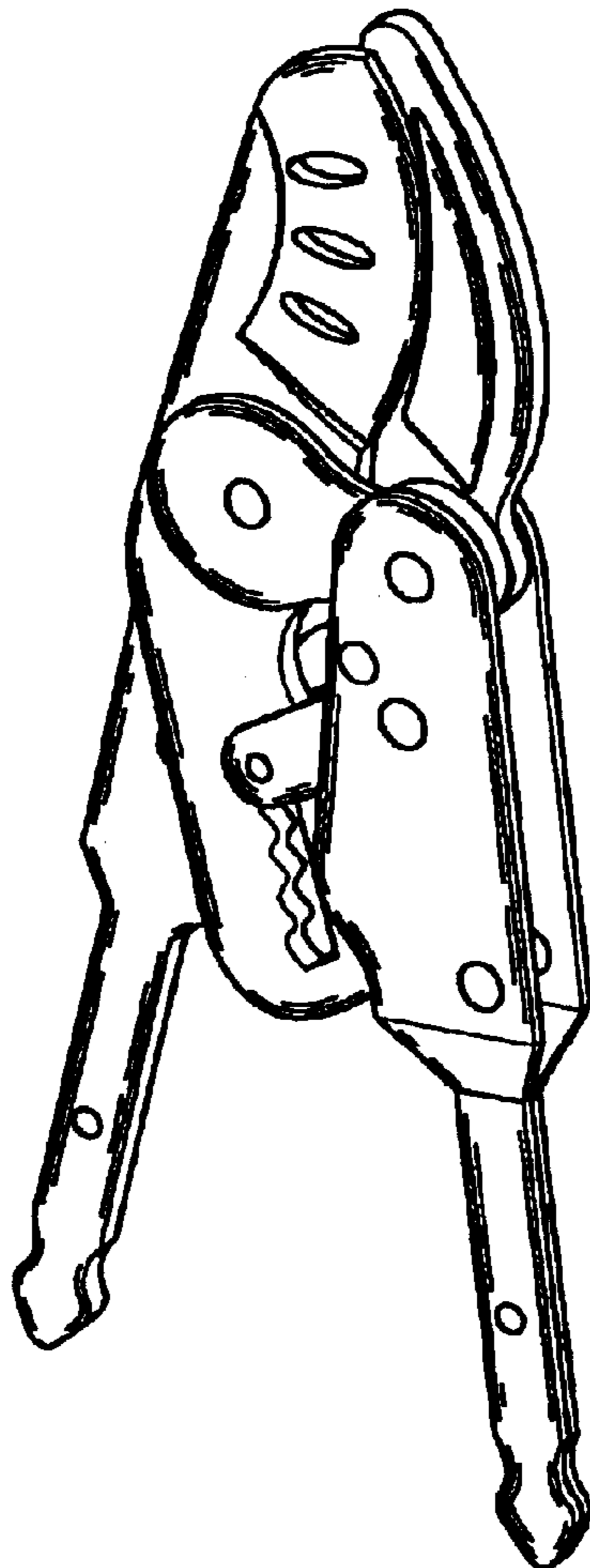
FIG. 4 is a front view thereof;

FIG. 5 is a back view thereof;

FIG. 6 is a top view thereof; and,

FIG. 7 is a bottom view thereof.

**1 Claim, 4 Drawing Sheets**



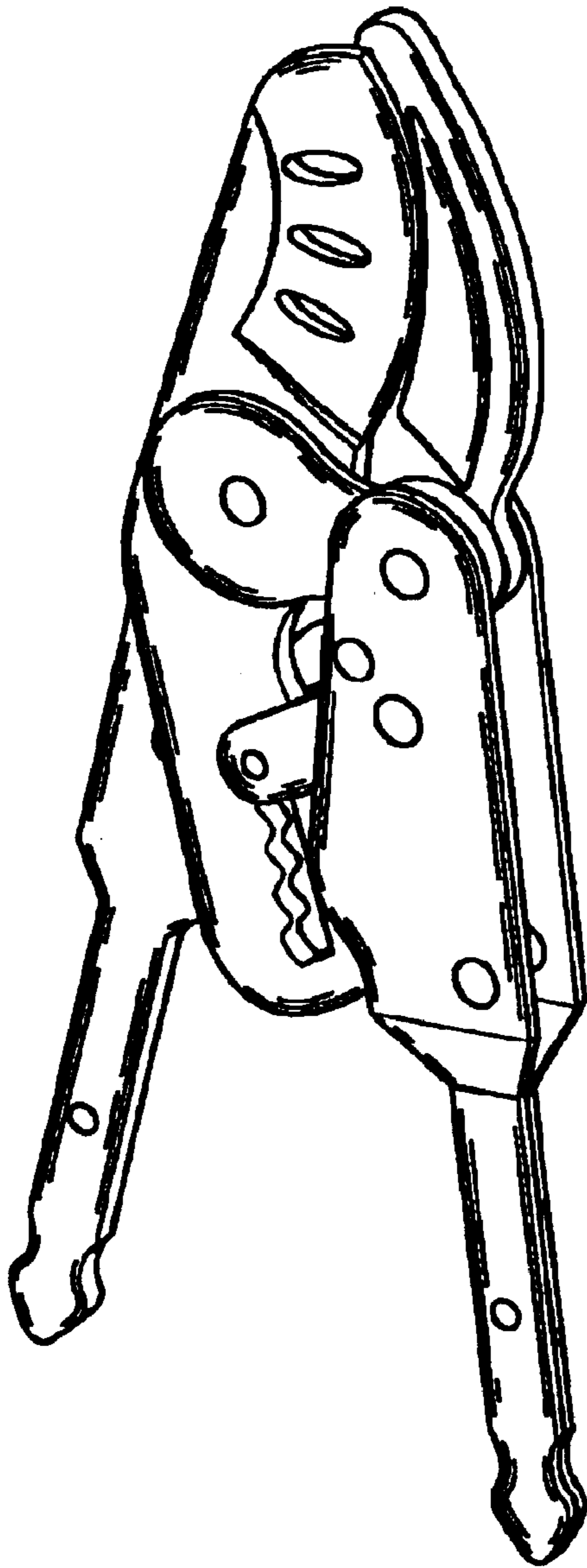


FIG.1

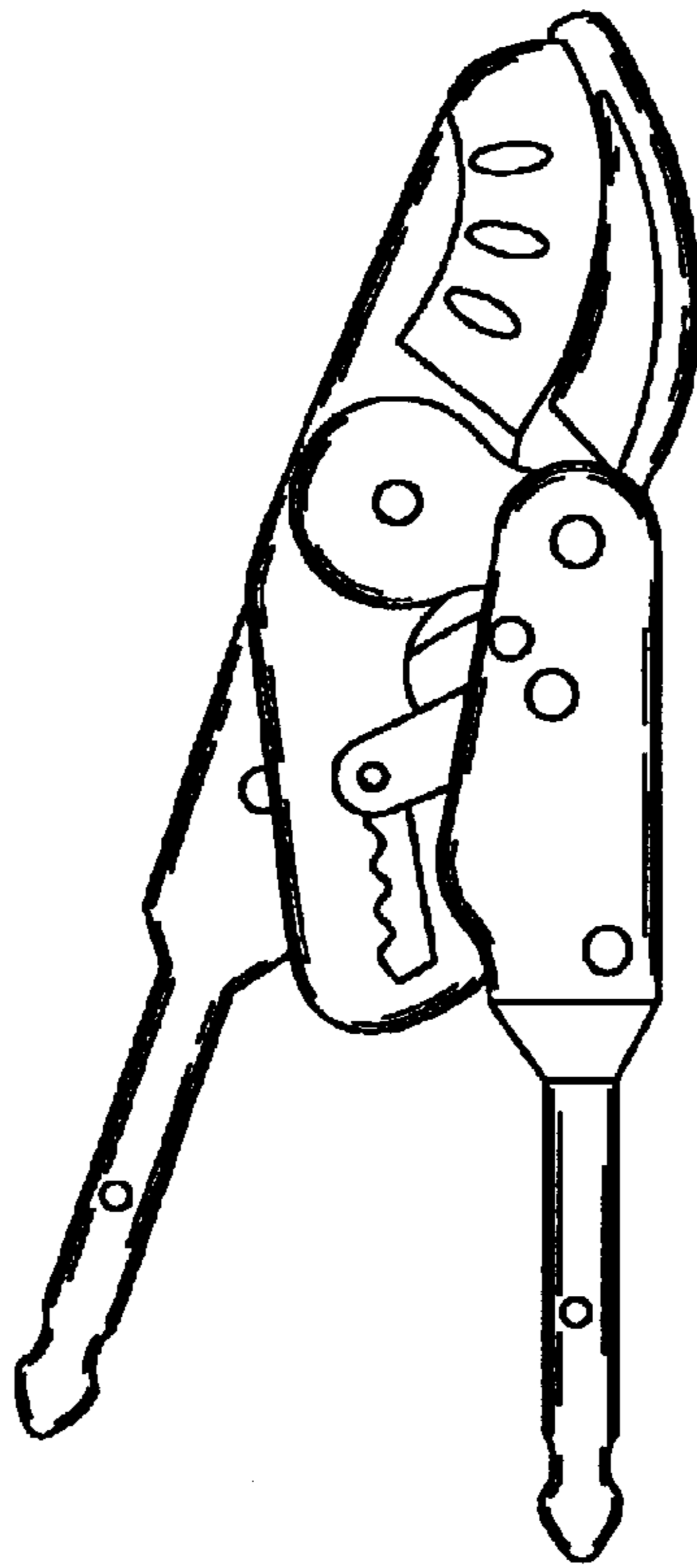


FIG. 2

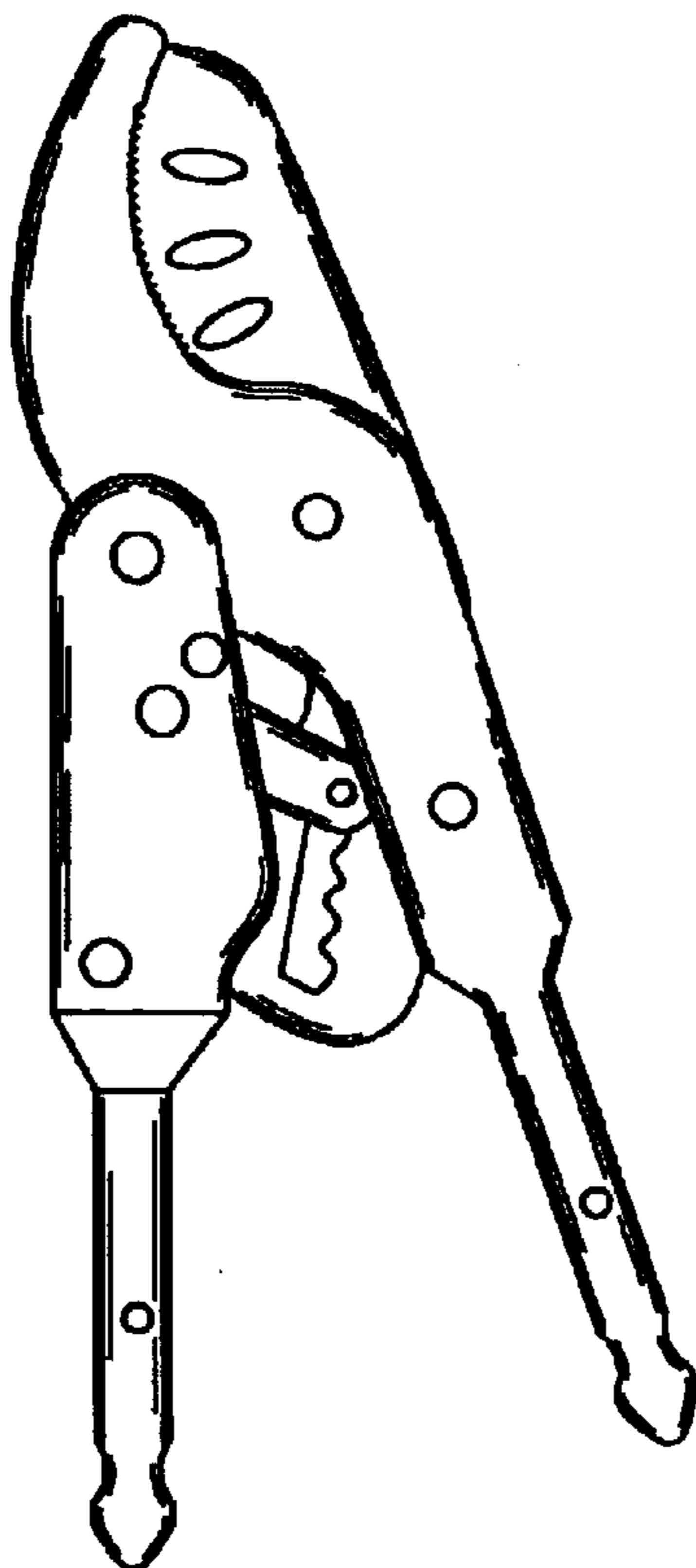


FIG. 3



FIG. 4



FIG. 5




FIG. 6




FIG. 7