



US00D479958S

(12) **United States Design Patent**
Hsu

(10) **Patent No.:** **US D479,958 S**

(45) **Date of Patent:** **** Sep. 30, 2003**

(54) **FORK WITH THERMOMETER**

(76) **Inventor:** **Huang-Hsi Hsu**, 8F, No. 14, Lane 252, Chungshan N. Rd., Sec. 6, Taipei (TW)

(**) **Term:** **14 Years**

(21) **Appl. No.:** **29/168,674**

(22) **Filed:** **Oct. 8, 2002**

(51) **LOC (7) Cl.** **07-02**

(52) **U.S. Cl.** **D7/683; D10/57**

(58) **Field of Search** **D7/681-697, 653; D10/53, 57; 30/322, 323, 129, 142, 147, 150; 99/342, 419, 421 A; 294/55.5, 61; 374/141, 155, 208-210**

(56) **References Cited**

U.S. PATENT DOCUMENTS

- 3,552,210 A * 1/1971 Wright 374/155
- D424,890 S * 5/2000 Sanoner D7/683
- D428,566 S * 7/2000 Lai D7/683

OTHER PUBLICATIONS

The Home Marketplace, 9/01, p. 25, BBQ Fork with Built-in Meat Thermometer.*

* cited by examiner

Primary Examiner—Terry A. Wallace

(74) *Attorney, Agent, or Firm*—Bacon & Thomas PLLC

(57) **CLAIM**

The ornamental design for a fork with thermometer, as shown and described.

DESCRIPTION

FIG. 1 is a perspective view of a fork with thermometer showing my new design.

FIG. 2 is a front elevational view thereof;

FIG. 3 is a rear elevational view thereof;

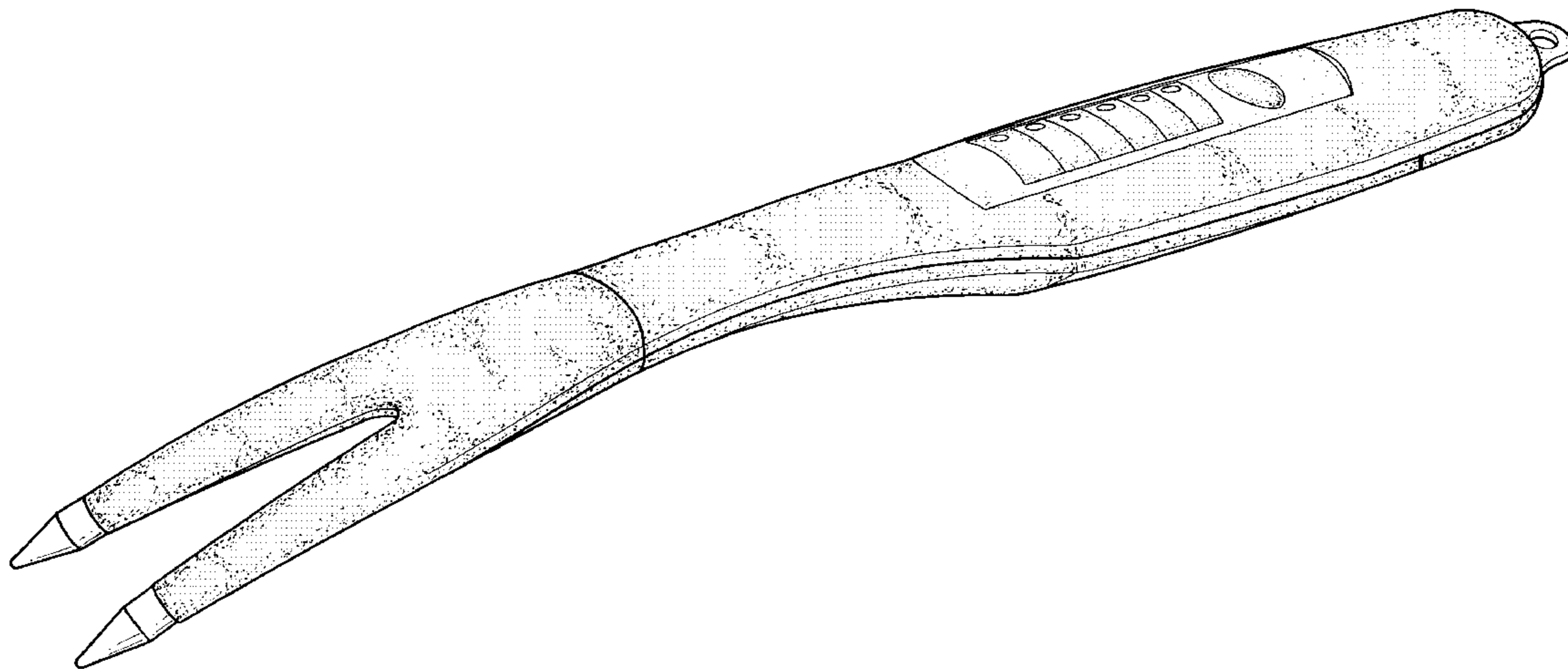
FIG. 4 is a left side elevational view thereof;

FIG. 5 is a right side elevational view thereof;

FIG. 6 is a top plan view thereof; and,

FIG. 7 is a bottom plan view thereof.

1 Claim, 4 Drawing Sheets



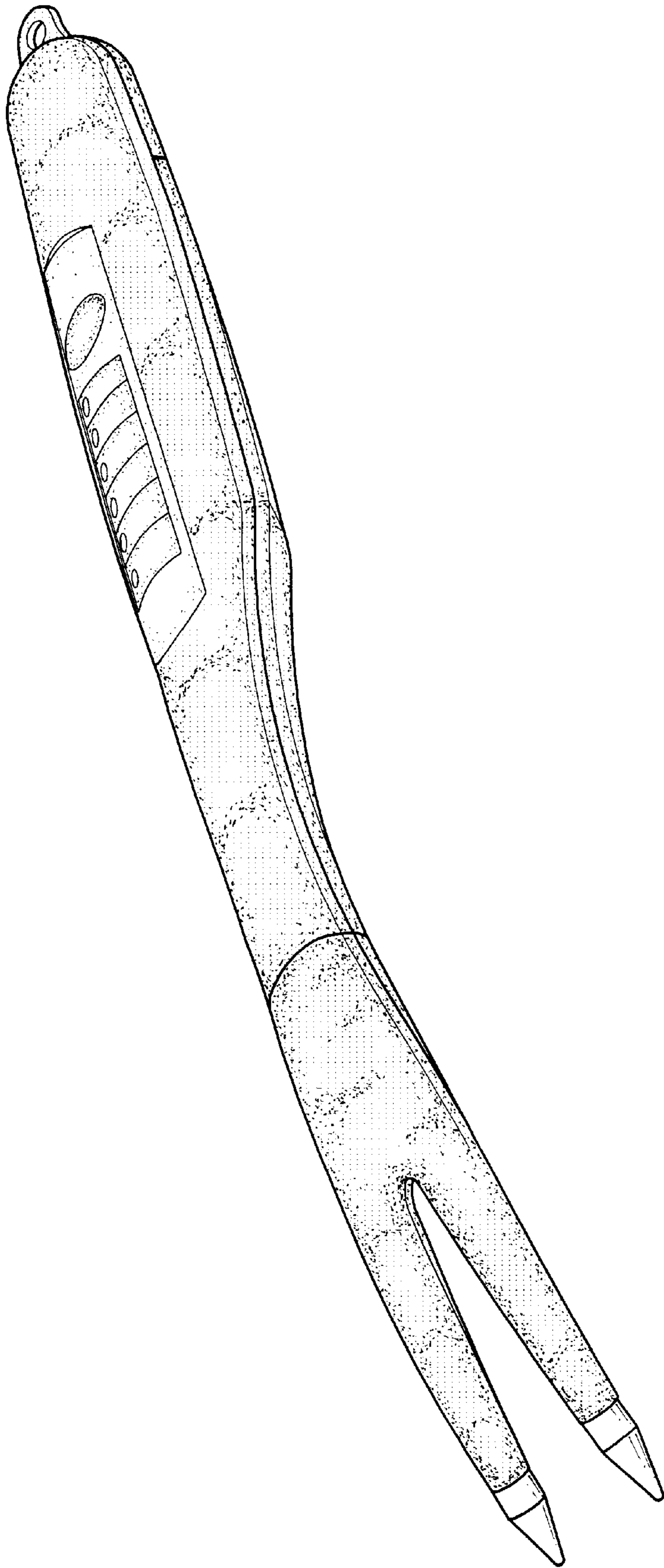


FIG. 1

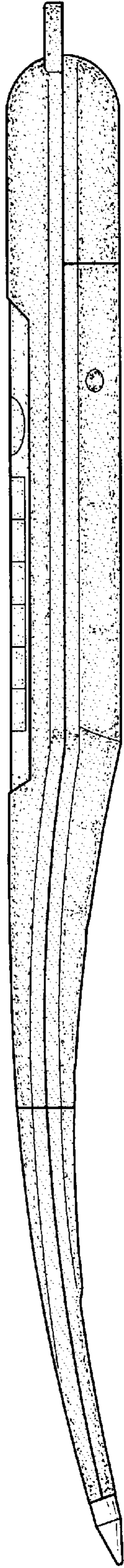


FIG. 2

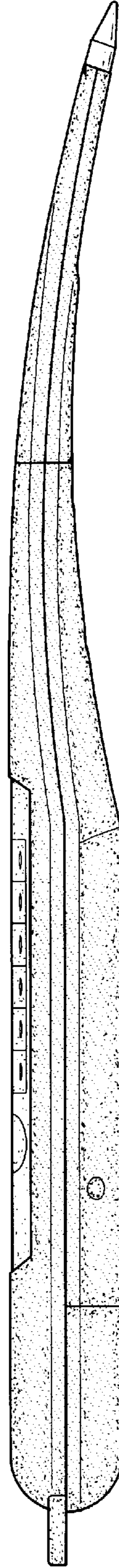


FIG. 3




FIG. 5

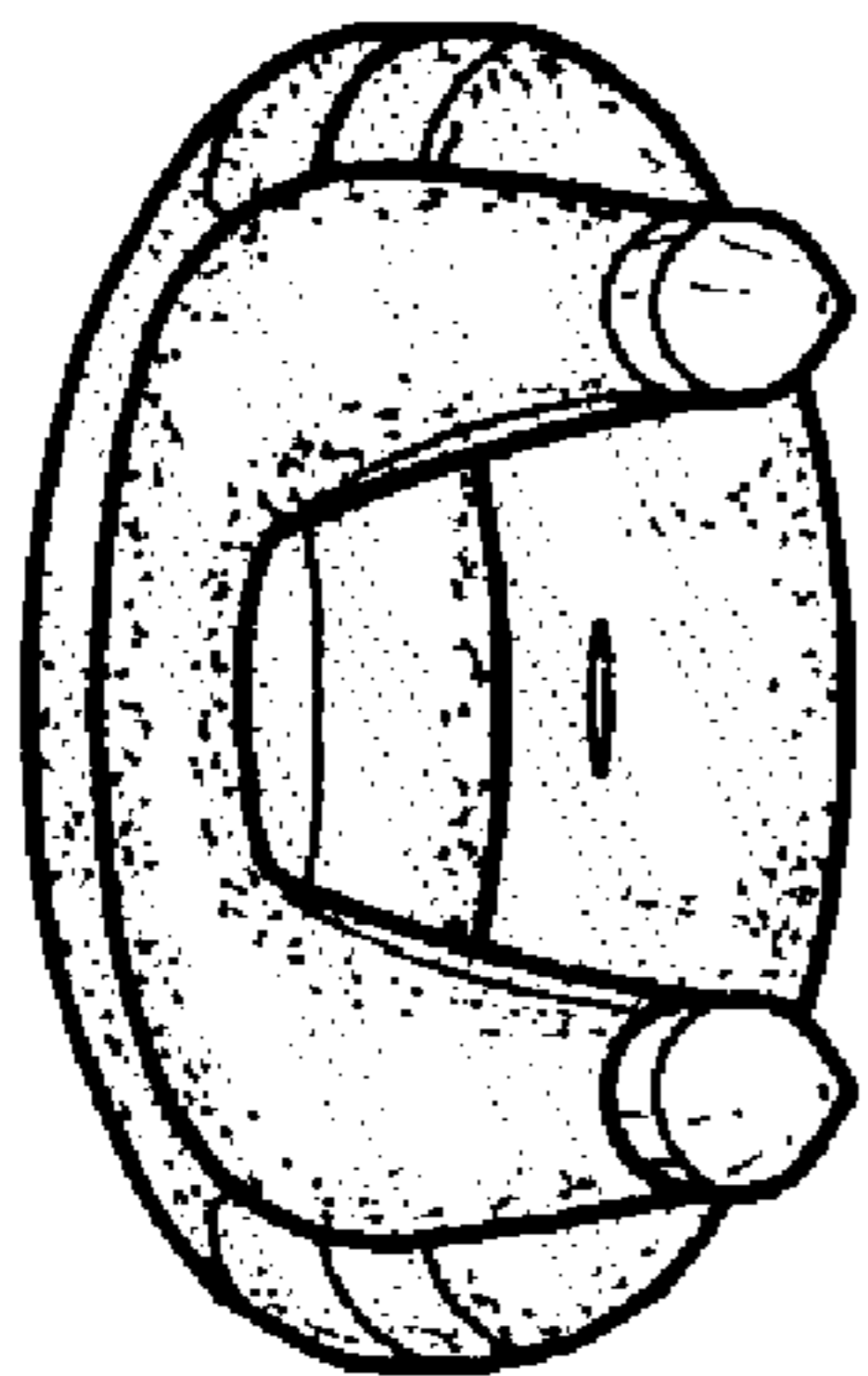


FIG. 4

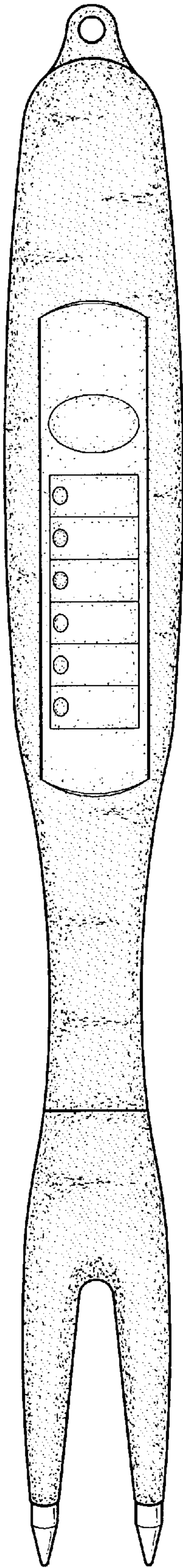


FIG. 6




FIG. 7