



US00D479951S

(12) **United States Design Patent**  
**Segura**

(10) **Patent No.:** **US D479,951 S**

(45) **Date of Patent:** **\*\* Sep. 30, 2003**

(54) **THERMAL CONTAINER**

(75) **Inventor:** **Hernando Morales Segura, La**  
**Victoria-Estado Aragua (VE)**

(73) **Assignee:** **Polimeros Industriales C.A., Estado**  
**Aragua (VE)**

(\*\*) **Term:** **14 Years**

(21) **Appl. No.:** **29/171,320**

(22) **Filed:** **Nov. 21, 2002**

(51) **LOC (7) Cl.** ..... **07-01**

(52) **U.S. Cl.** ..... **D7/608; D7/629**

(58) **Field of Search** ..... **D7/605-608, 629,**  
**D7/538-549, 391-392.1, 396.1; 62/457.1-457.6,**  
**371, 372; 220/796-806; D9/424-432**

(56) **References Cited**

**U.S. PATENT DOCUMENTS**

D158,050 S \* 4/1950 Clarke ..... D7/608

D212,034 S \* 8/1968 Hallbeck ..... D7/608

D299,801 S \* 2/1989 Basitodos ..... D7/540

D380,124 S \* 6/1997 Kato et al. .... D7/605

D415,420 S \* 10/1999 Chen ..... D9/428

\* cited by examiner

*Primary Examiner*—Terry A. Wallace

(74) *Attorney, Agent, or Firm*—Dennison, Schultz &  
Dougherty

(57) **CLAIM**

The ornamental design for a thermal container, as shown and  
described.

**DESCRIPTION**

FIG. 1 is a perspective view of a thermal container showing  
my new design;

FIG. 2 is a front elevational view thereof;

FIG. 3 is a top plan view thereof; and,

FIG. 4 is a bottom plan view thereof.

**1 Claim, 4 Drawing Sheets**

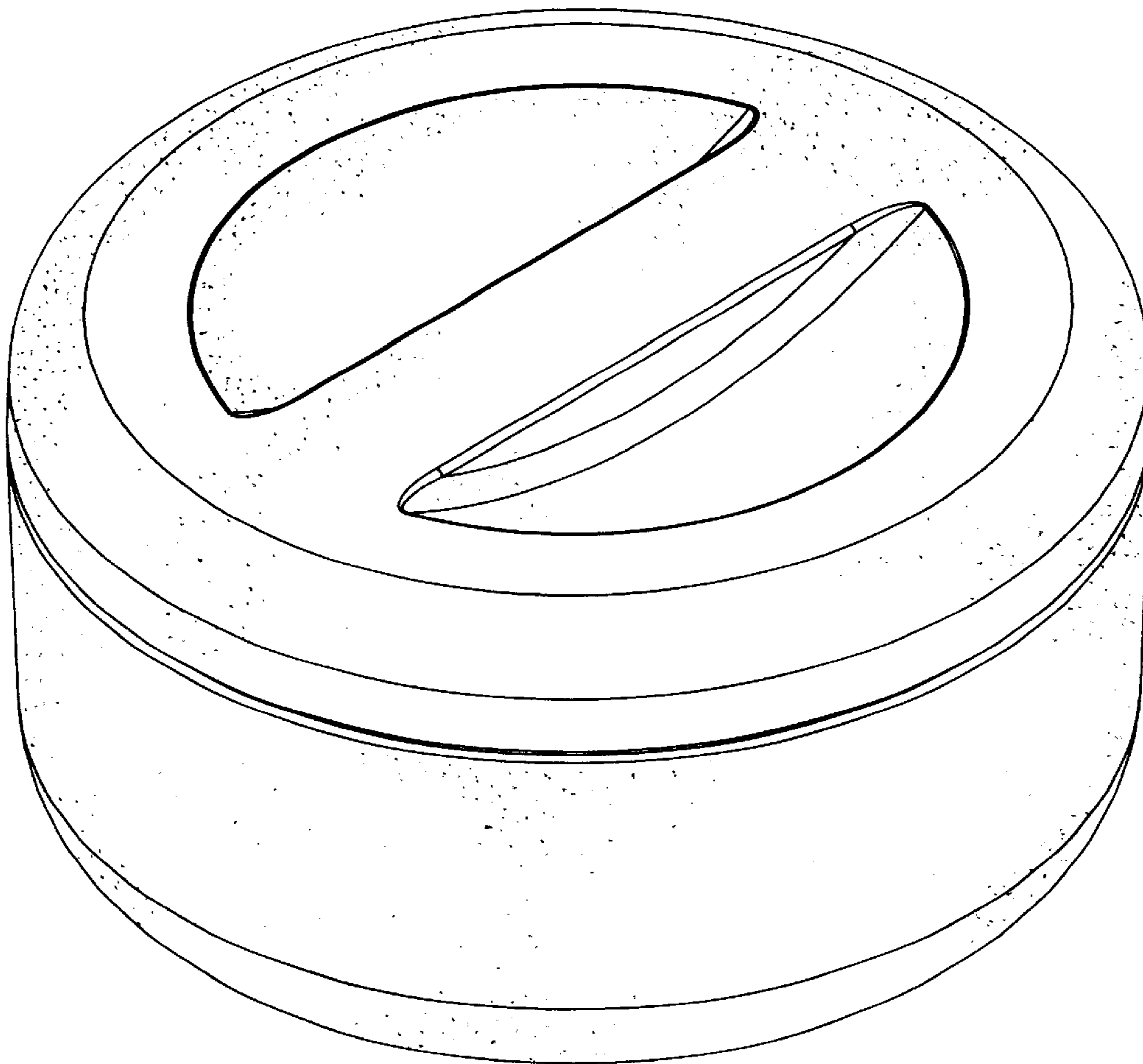


FIG. 1

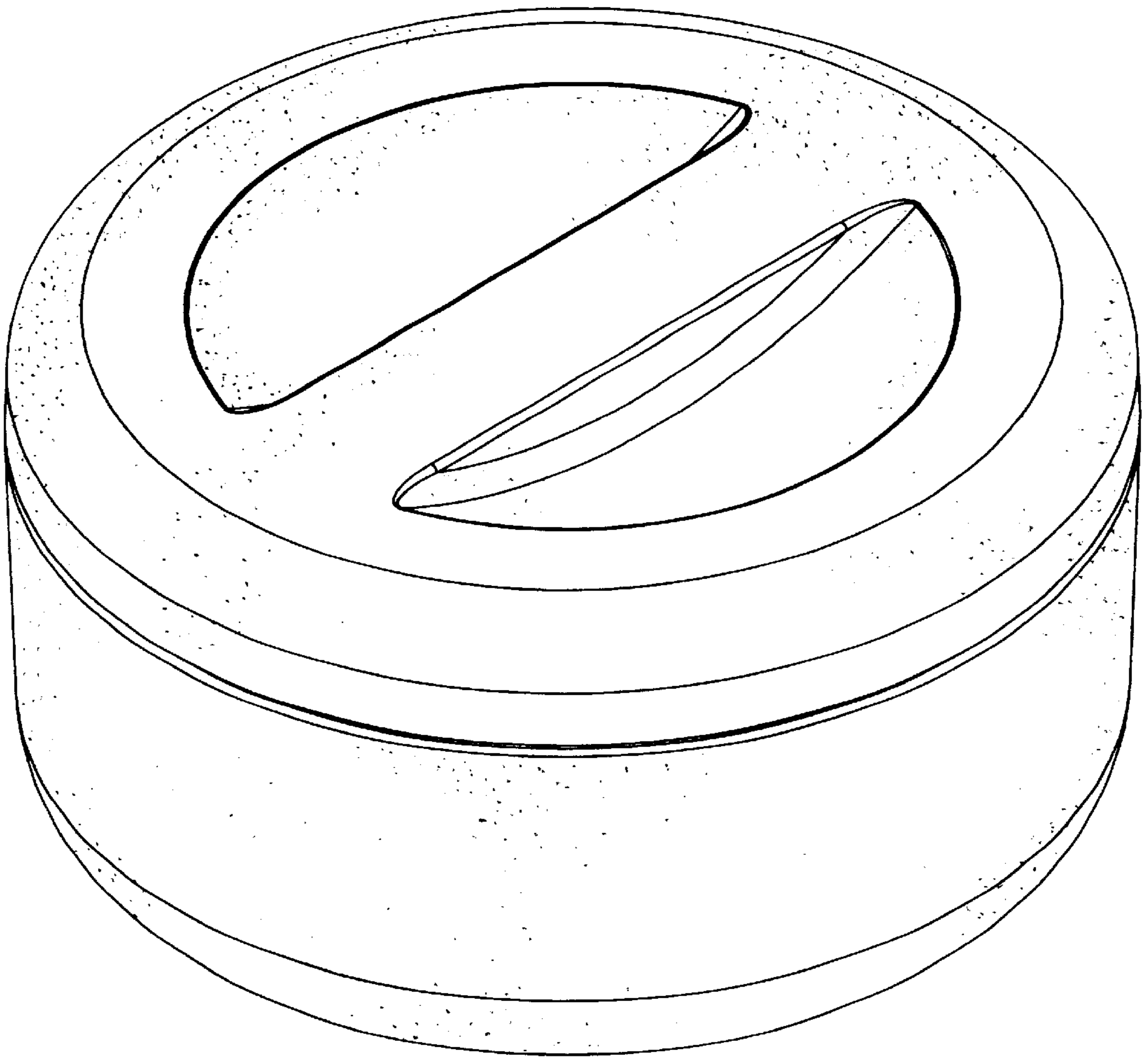


FIG. 2




FIG 3

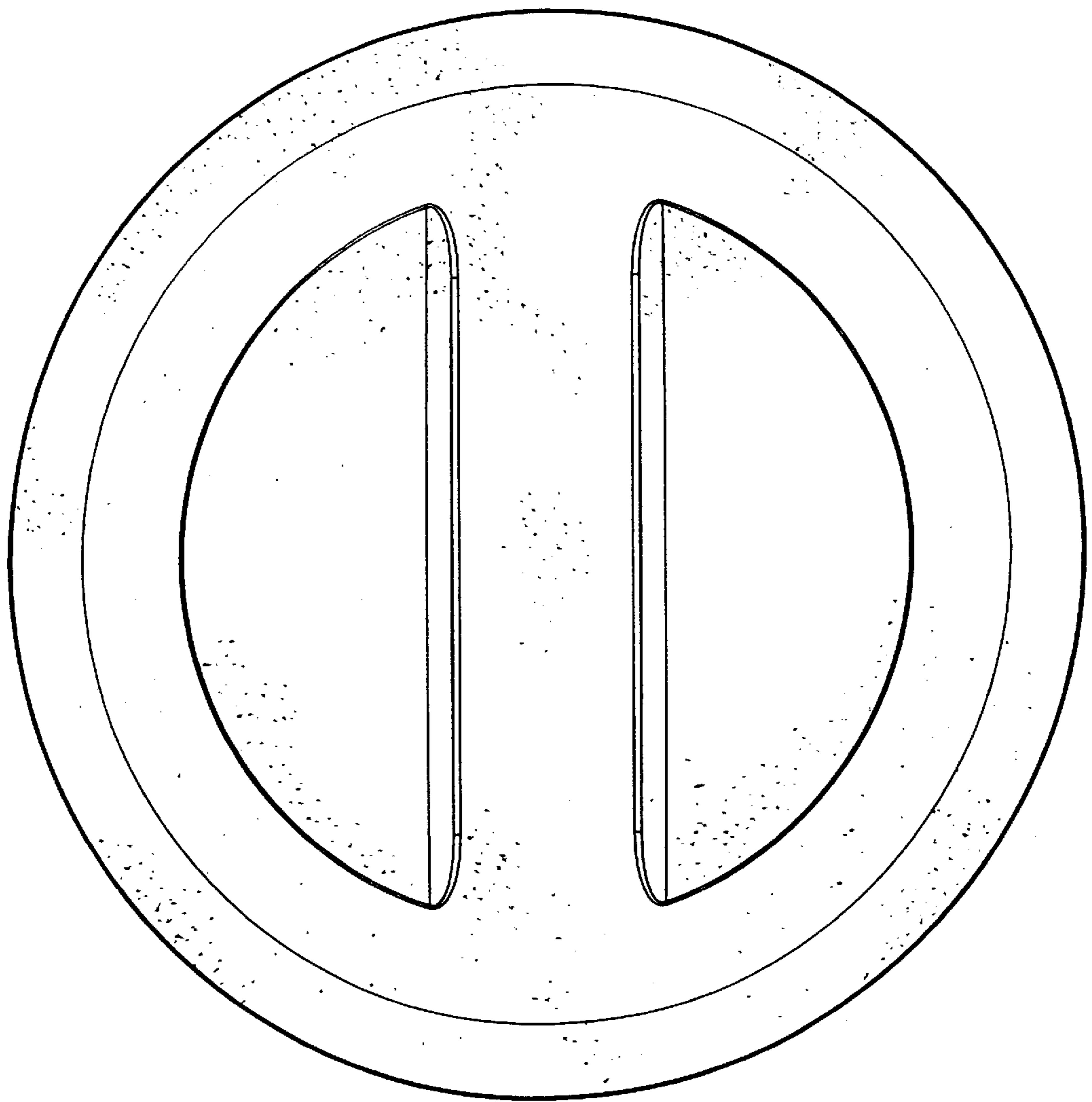


FIG. 4

