



US00D479940S

(12) **United States Design Patent**  
**English**

(10) **Patent No.: US D479,940 S**

(45) **Date of Patent: \*\* \*Sep. 30, 2003**

(54) **CAROUSEL GRILLE WITH ROTATING TINES**

(76) **Inventor: Todd English, 90 Main St., Charlestown, MA (US) 02129**

(\* ) **Notice:** This patent is subject to a terminal disclaimer.

(\*\* ) **Term:** 14 Years

(21) **Appl. No.: 29/129,541**

(22) **Filed:** Sep. 13, 2000

(51) **LOC (7) Cl.** ..... 07-02

(52) **U.S. Cl.** ..... D7/338

(58) **Field of Search** ..... D7/338; 99/339, 99/340, 419, 420, 421 H, 421 V, 427, 428, 450

(56) **References Cited**

**U.S. PATENT DOCUMENTS**

2,556,808 A \* 6/1951 Harris ..... 99/423  
D198,962 S \* 8/1964 Wickenberg ..... D7/360

3,309,982 A \* 3/1967 Surks ..... 99/420  
3,848,523 A \* 11/1974 Galisz et al. .... 99/421 H  
D245,162 S \* 7/1977 Zimmer ..... D7/348  
D262,709 S \* 1/1982 Williams et al. .... D7/331  
D391,799 S \* 3/1998 Haring et al. .... D7/338  
6,041,694 A \* 3/2000 Hsu ..... 99/427

\* cited by examiner

*Primary Examiner*—Ruth McInroy

(74) *Attorney, Agent, or Firm*—Jeffrey L. Snow

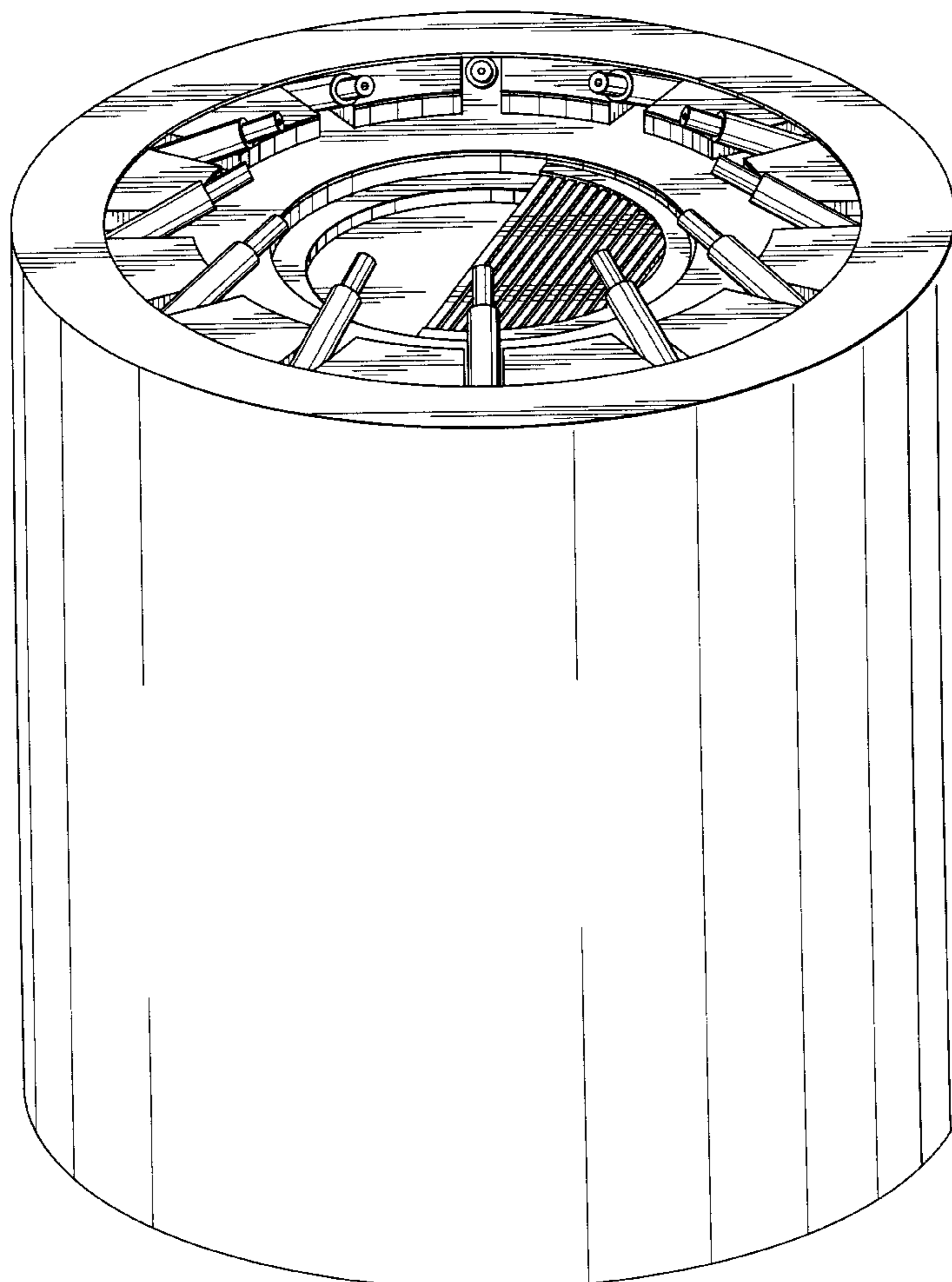
(57) **CLAIM**

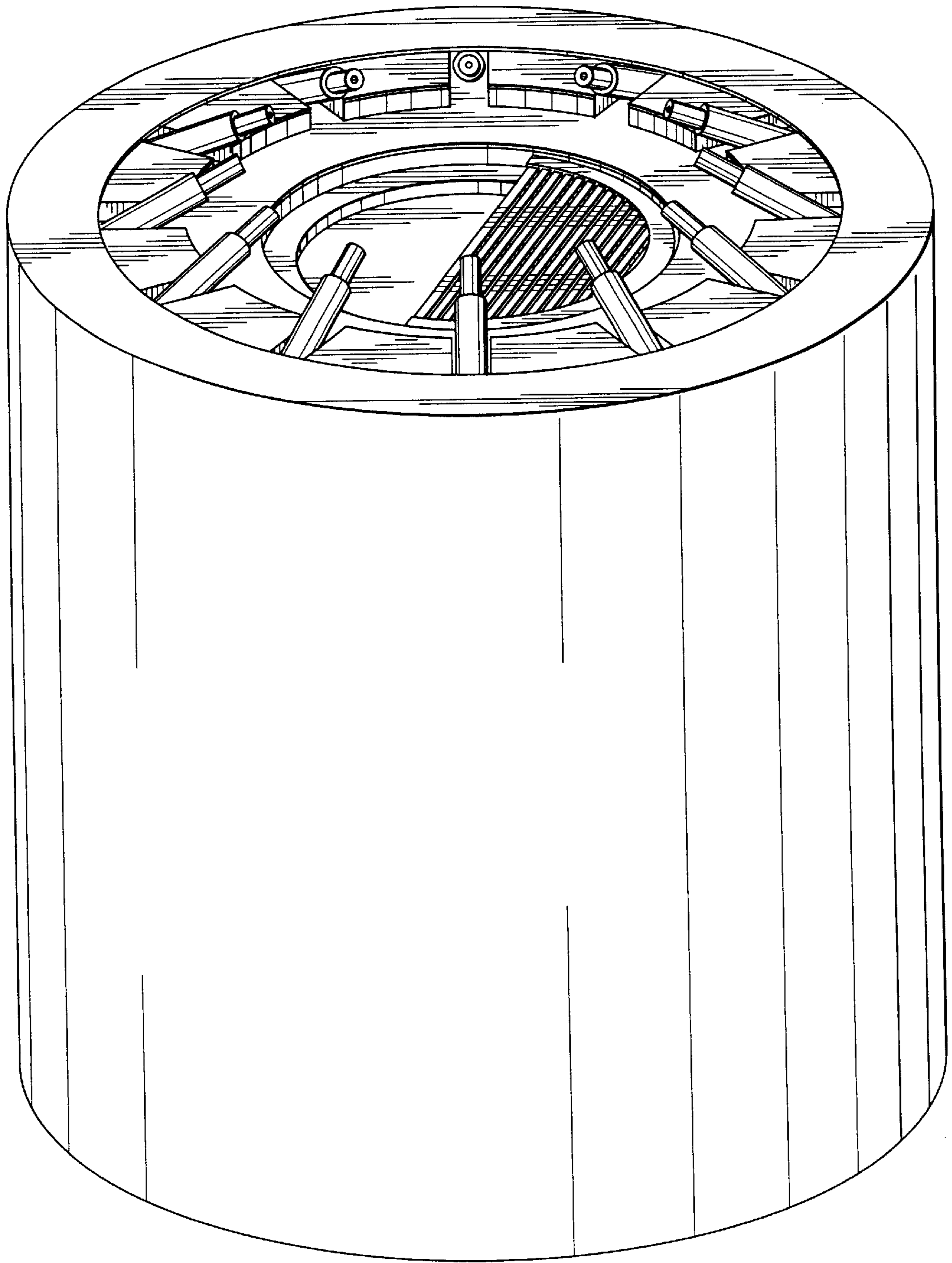
The ornamental design for a carousel grille with rotating tines, as shown and described.

**DESCRIPTION**

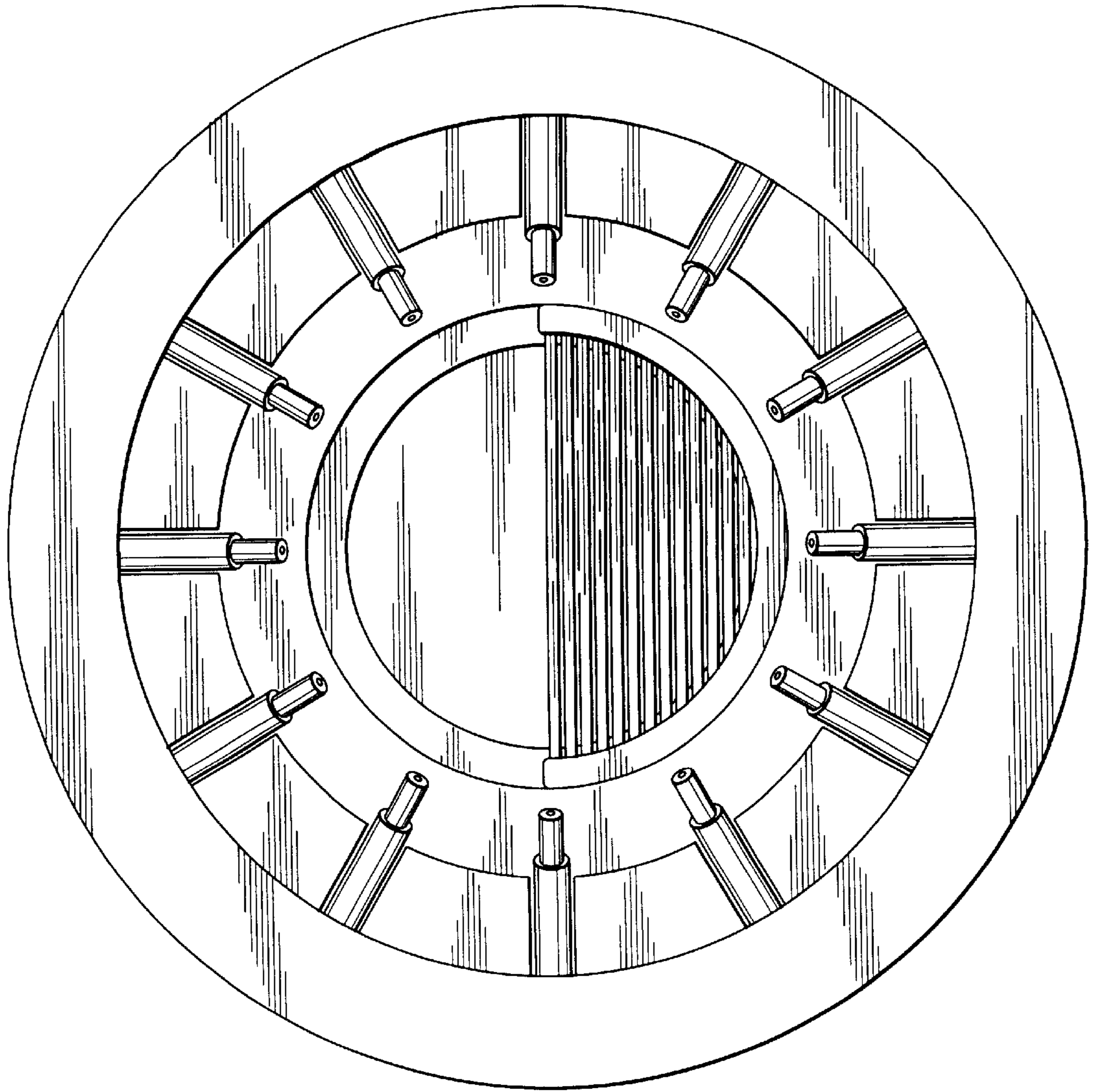
FIG. 1 is a front perspective view of a carousel grille with rotating tines showing my new design; FIG. 2 is a top plan view thereof; and, FIG. 3 is a side elevational view thereof, all sides being identical, the lower portion is shown cut off for ease of illustration, the claim being directed to the entire grill shown in FIG. 1.

**1 Claim, 2 Drawing Sheets**

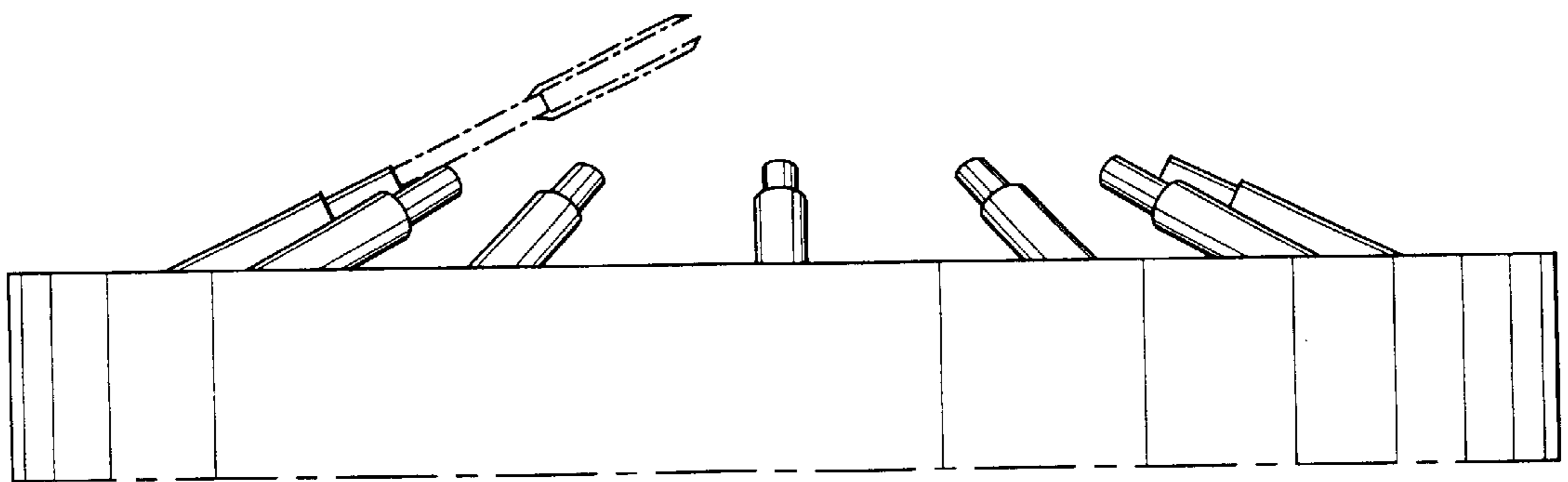




*FIG. 1*



**FIG. 2**



**FIG. 3**