



US00D479933S

(12) **United States Design Patent**
Goossens

(10) **Patent No.:** **US D479,933 S**

(45) **Date of Patent:** **** Sep. 30, 2003**

(54) **WALL BAR FOR ADVERTISEMENT CARDS OR POSTCARDS**

(75) Inventor: **Ton O. Q. Goossens**, Zwanenburg (NL)

(73) Assignee: **V.O.F. Minicards**, Amsterdam (NL)

(**) Term: **14 Years**

(21) Appl. No.: **29/156,999**

(22) Filed: **Mar. 15, 2002**

(30) **Foreign Application Priority Data**

Dec. 17, 2001 (WO) DM/199969001

(51) **LOC (7) Cl.** **06-04**

(52) **U.S. Cl.** **D6/571**

(58) **Field of Search** D6/512-524, 552, D6/566; 206/425; 211/13.1, 41.12, 42, 44, 45, 86.01, 87.01, 90.01, 90.03, 90.04, 106, 113, 119, 35, 134, 181.1; 248/302, 309.1, 317

(56) **References Cited**

U.S. PATENT DOCUMENTS

3,918,670 A * 11/1975 Doherty 211/35 X
4,093,077 A 6/1978 Strasser
D285,758 S 9/1986 March
D318,591 S * 7/1991 Killiany D6/566
D328,674 S 8/1992 Dokoupil et al.

D335,403 S * 5/1993 Rittenberg D6/566 X
D393,970 S * 5/1998 Lee D6/514
D426,984 S 6/2000 Griffith
D436,265 S 1/2001 Kidd et al.
D459,915 S 7/2002 Bustos
D463,182 S * 9/2002 Klein et al. D6/566 X

* cited by examiner

Primary Examiner—Brian N. Vinson

(74) *Attorney, Agent, or Firm*—Webb Ziesenheim Logsdon Orkin & Hanson, P.C.

(57) **CLAIM**

The ornamental design for a wall bar for advertisement cards or postcards, as shown and described.

DESCRIPTION

FIG. 1 is a perspective view of the front side of a wall bar for advertisement cards or postcards according to the present invention;

FIG. 2 is a perspective view of the back side of the wall bar shown in FIG. 1;

FIG. 3 is a top view of the wall bar shown in FIG. 1;

FIG. 4 is a bottom view of the wall bar shown in FIG. 1;


FIG. 5 is a back view of the wall bar shown in FIG. 1;

FIG. 6 is a front view of the wall bar shown in FIG. 1;

FIG. 7 is a side view of the wall bar shown in FIG. 1; and,

FIG. 8 is an exploded view of the wall bar shown in FIG. 1.

1 Claim, 3 Drawing Sheets



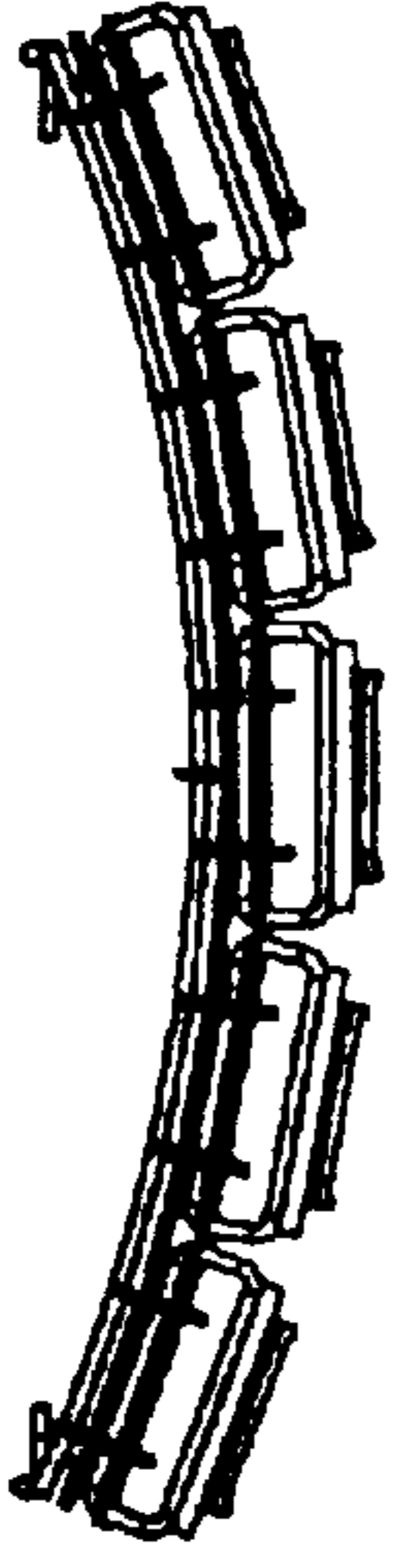


FIG. 3

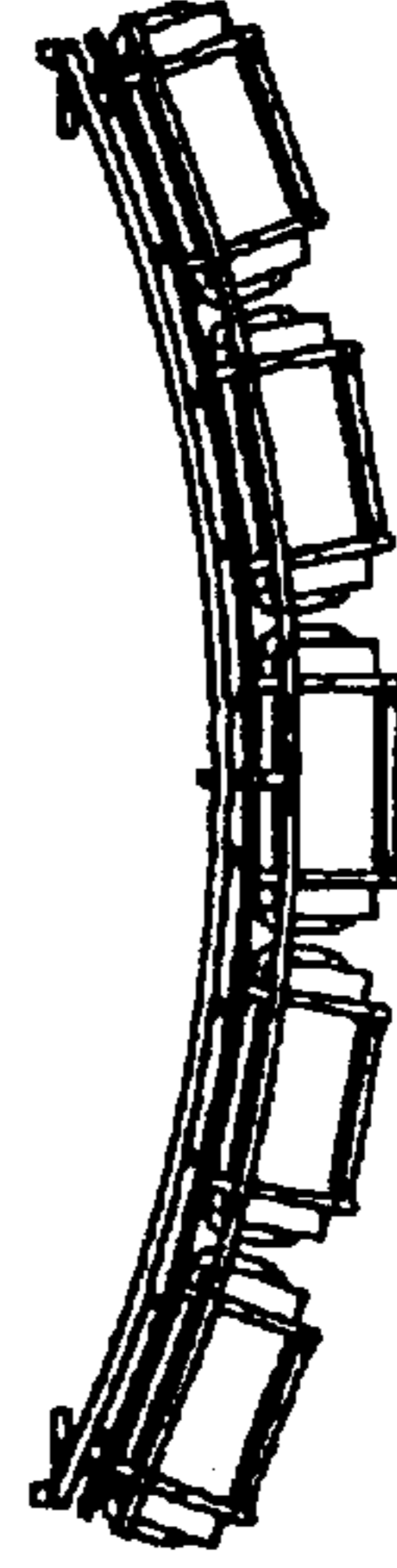


FIG. 4

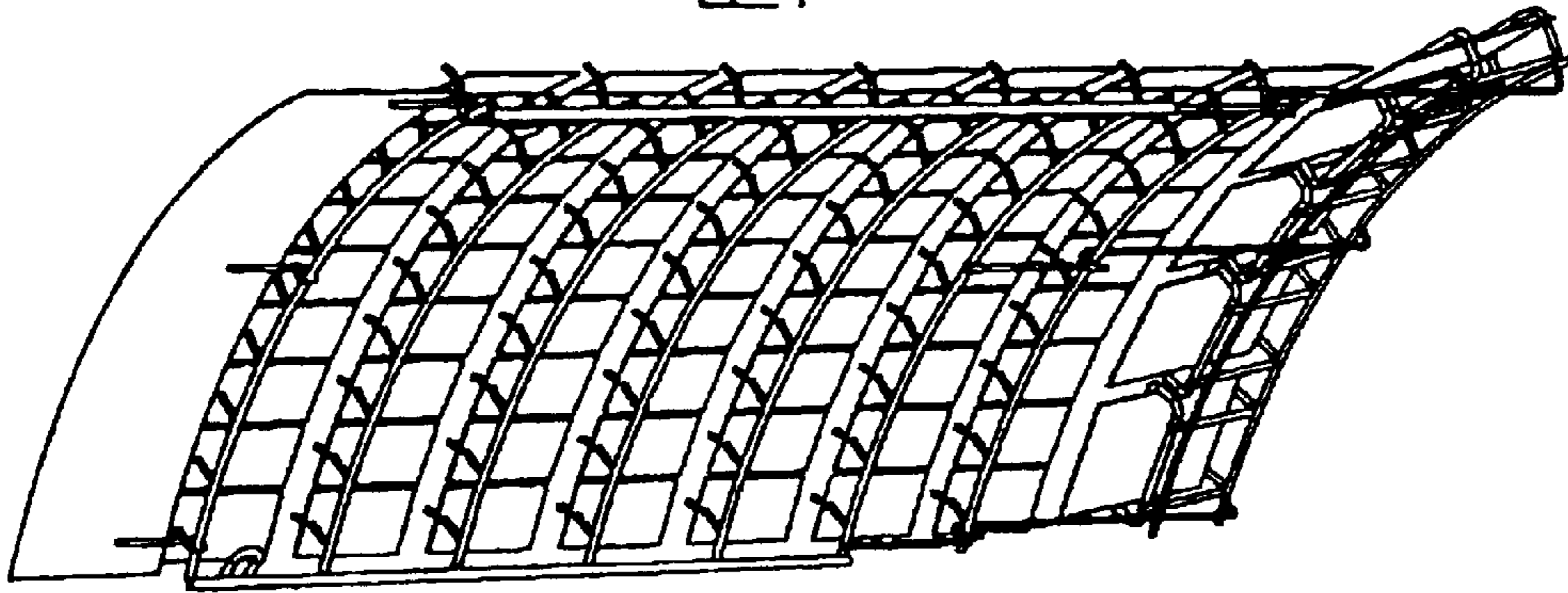


FIG. 2

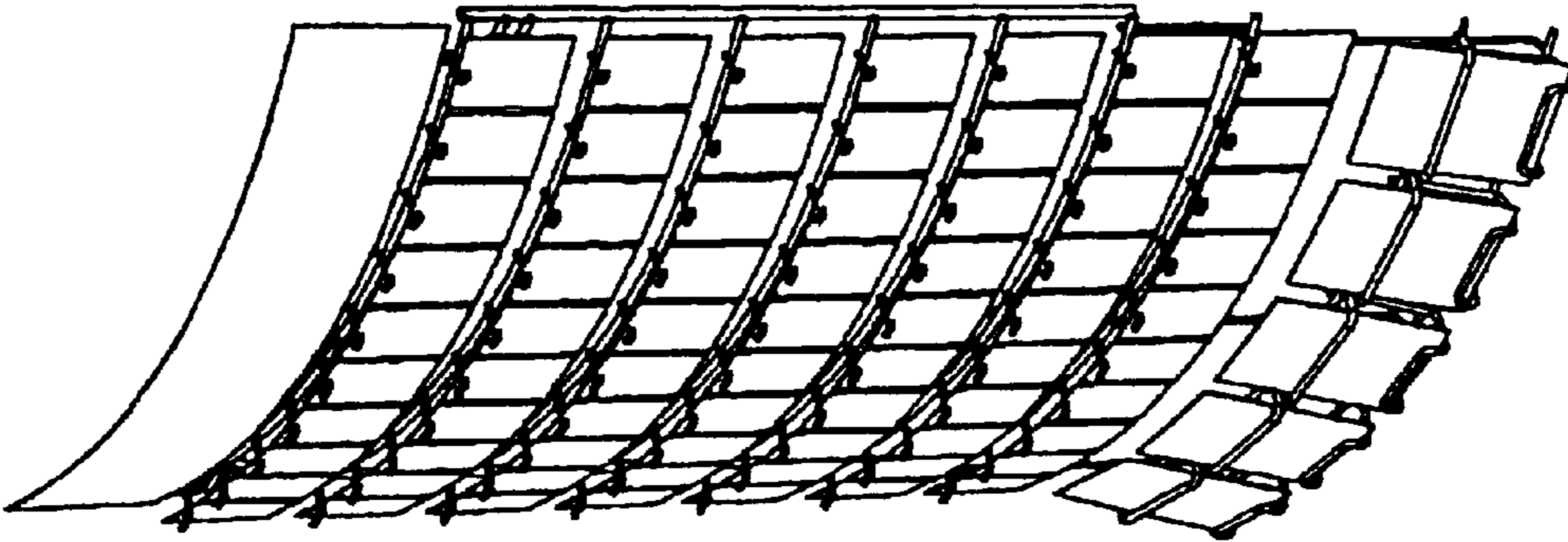


FIG. 1

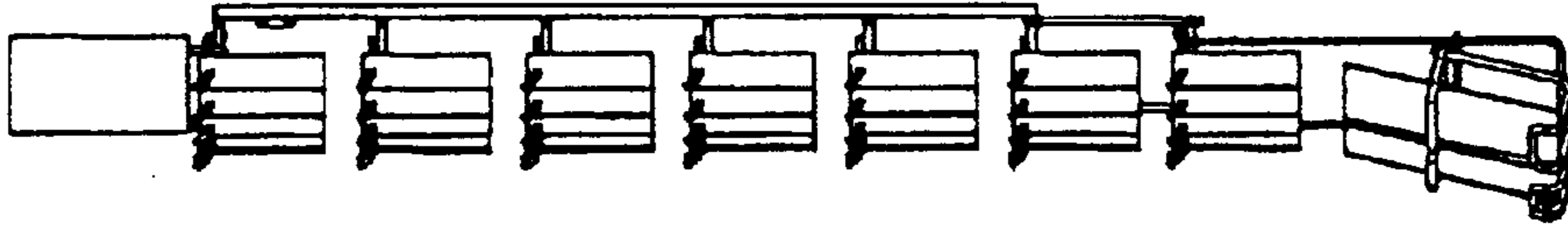


FIG. 7

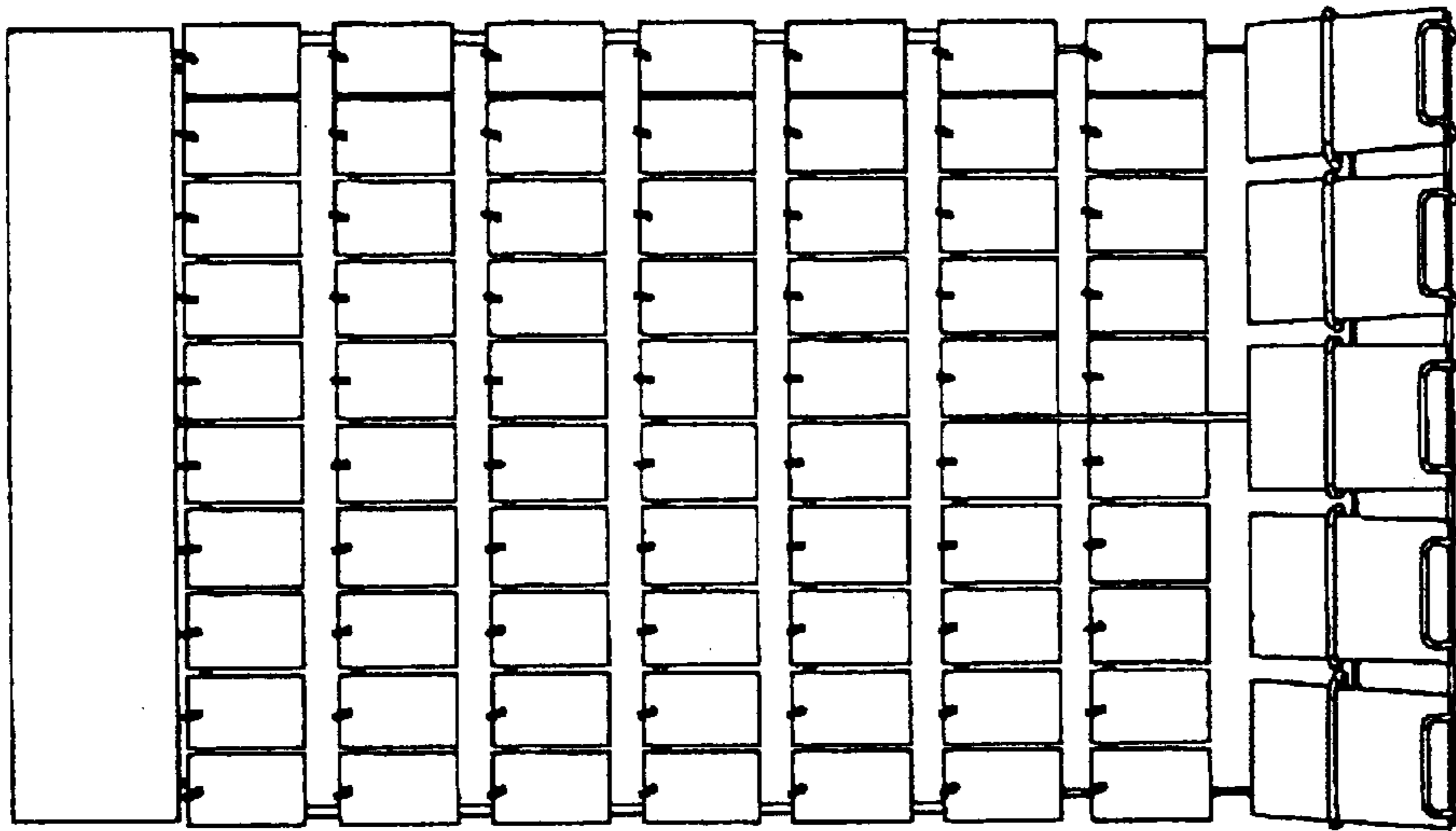


FIG. 6

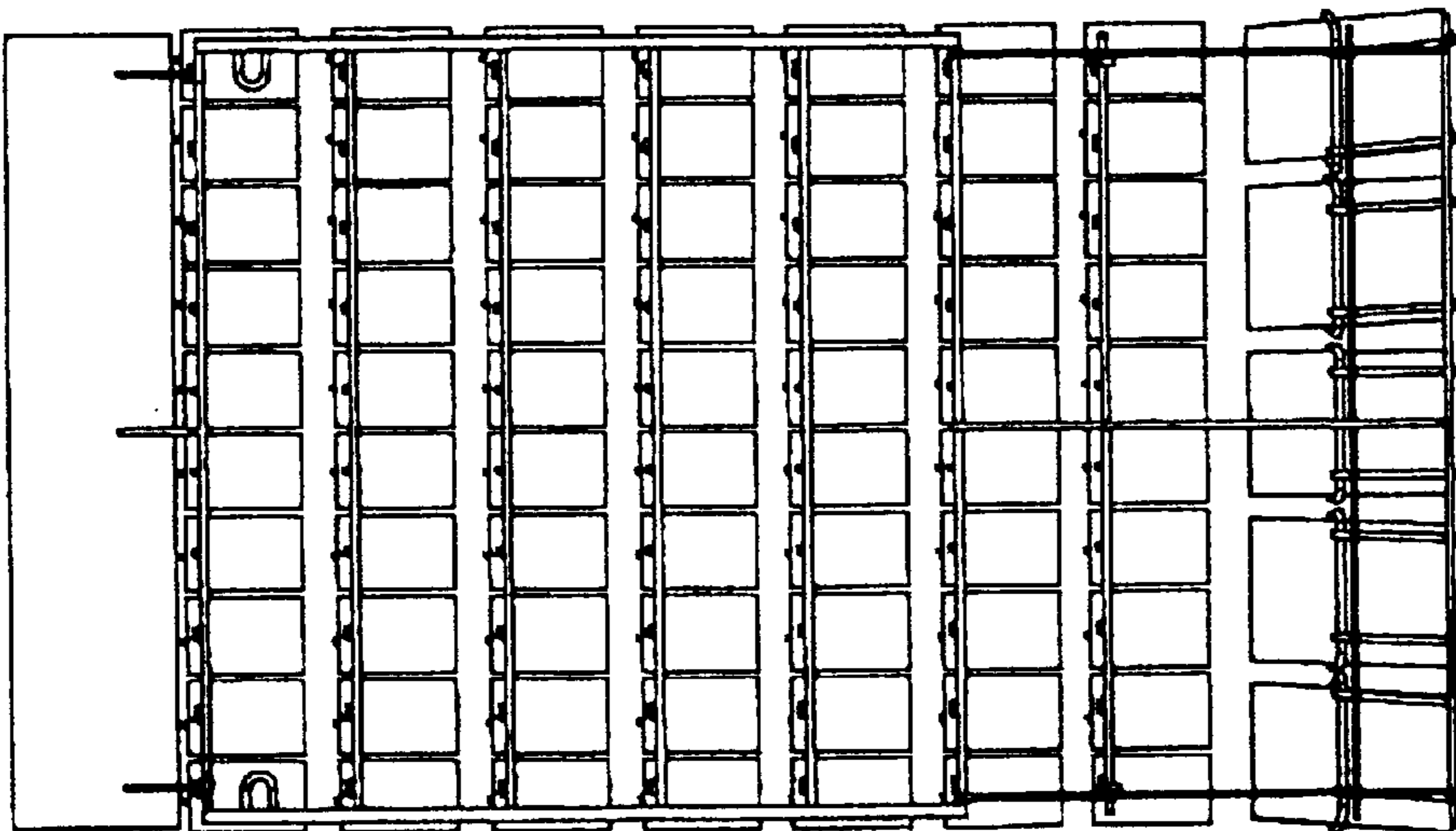


FIG. 5

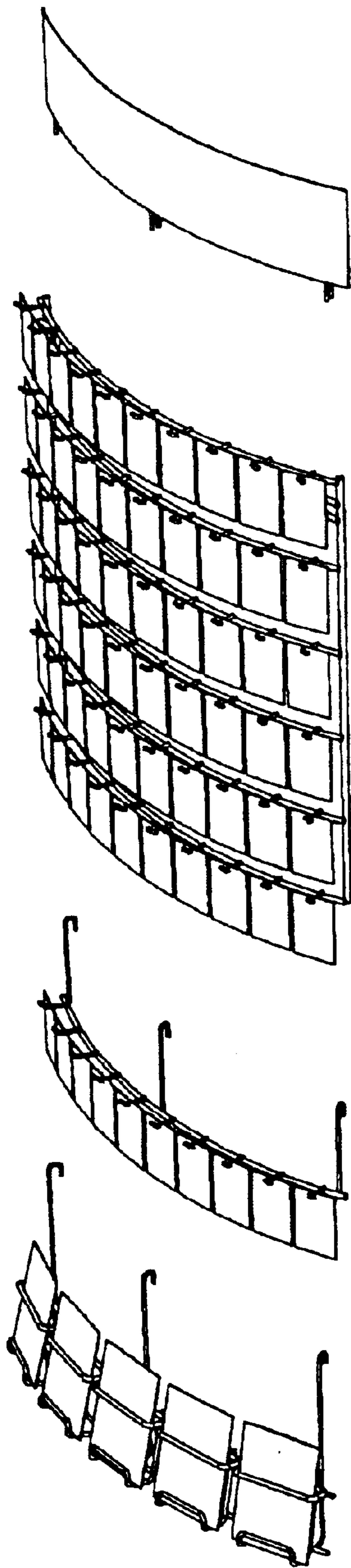


FIG. 8