



US00D479917S

(12) **United States Design Patent**
Mink

(10) **Patent No.:** **US D479,917 S**

(45) **Date of Patent:** **** Sep. 30, 2003**

(54) **BRUSH WITH ANGLED FAN-SHAPED BRISTLES**

(75) Inventor: **Jeffrey A. Mink**, Glenhead, NY (US)

(73) Assignee: **F. M. Brush Co., Inc.**, Glendale, NY (US)

(**) Term: **14 Years**

(21) Appl. No.: **29/159,405**

(22) Filed: **Apr. 19, 2002**

(51) **LOC (7) Cl.** **04-04**

(52) **U.S. Cl.** **D4/135**

(58) **Field of Search** D4/132, 135; 15/159.1, 15/160, 168, 169, 166, 191.1, 192-195, 207.2, DIG. 5; 132/317, 320; 300/17, 18

(56) **References Cited**

U.S. PATENT DOCUMENTS

573,711 A	*	12/1896	Schuck	15/192
2,674,759 A	*	4/1954	Solberg	15/193
4,250,589 A	*	2/1981	Alvin	15/193
5,062,672 A	*	11/1991	Harris	15/160 X

OTHER PUBLICATIONS

Hong Kong Enterprise, vol. 10, Oct. 1996, Berni Beauty Products Ltd. Cosmetic Brushes circled on p. 139.*

* cited by examiner

Primary Examiner—Alan P. Douglas

Assistant Examiner—Lavone D. Tabor

(74) *Attorney, Agent, or Firm*—John L. Chiatallas

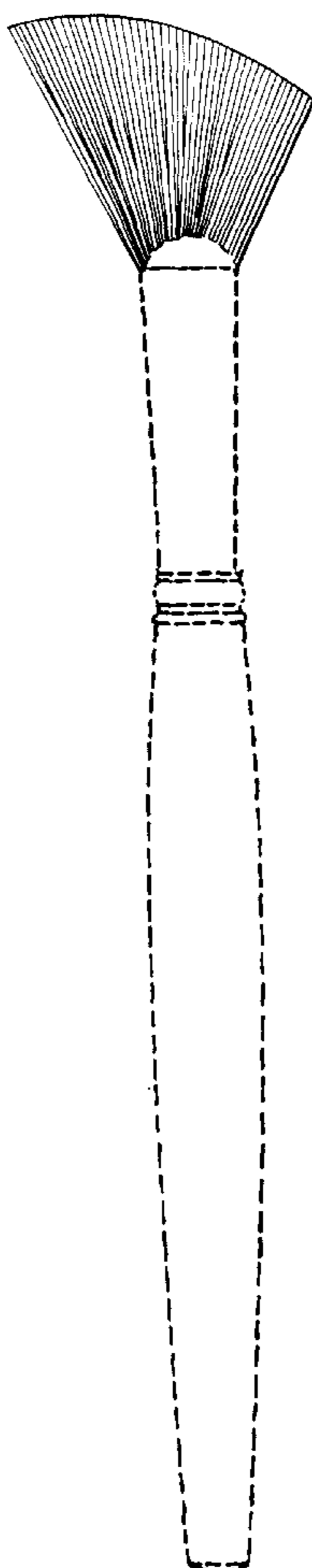
(57) **CLAIM**

The ornamental design for the brush with angled fan-shaped bristles, as shown and described.

DESCRIPTION

FIG. 1 is a front elevational view of a brush with angled fan-shaped bristles showing my new design, the broken lines showing a ferrule and a handle being for illustrative purposes only and forming no part of the claimed design; FIG. 2 is a top plan view thereof; and, FIG. 3 is a right side view of FIG. 1, of which the left side, with the exception of the lengths of the side and the top of the bristles, is a mirror image.

1 Claim, 1 Drawing Sheet



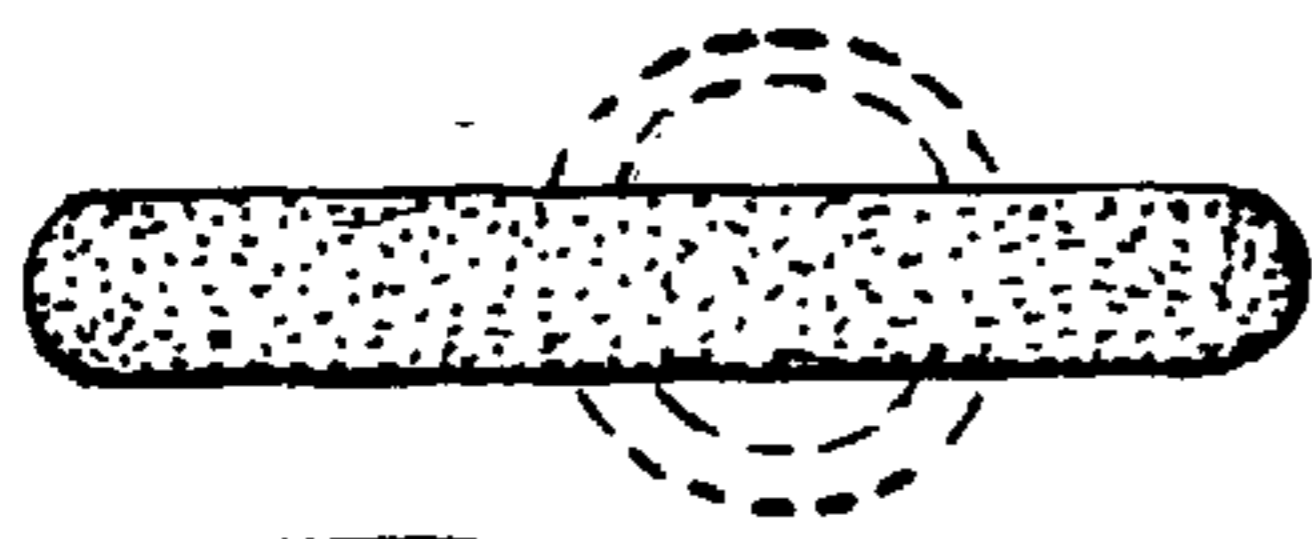


FIG. 2

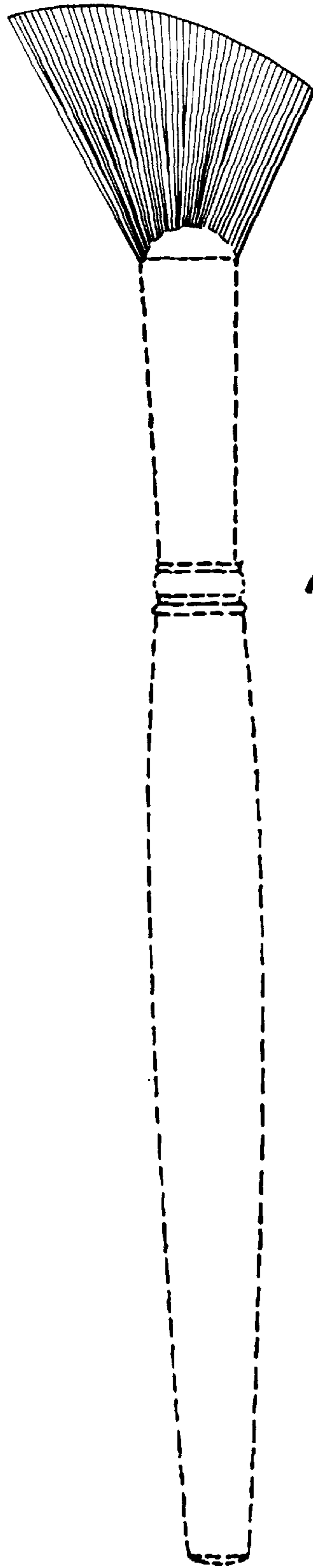


FIG. 1



FIG. 3