



US00D479907S

(12) **United States Design Patent**  
**Ruiz**

(10) **Patent No.:** **US D479,907 S**

(45) **Date of Patent:** **\*\* Sep. 30, 2003**

(54) **KEYCLIP**

D415,343 S \* 10/1999 Maddox ..... D3/215

(76) Inventor: **Miguel Ruiz**, 3020 W. 40<sup>th</sup> Pl.,  
Chicago, IL (US) 60632

\* cited by examiner

(\*\*) Term: **14 Years**

*Primary Examiner*—Ralf Seifert

(74) *Attorney, Agent, or Firm*—Law Office of Marc D. Mactinger, Ltd.

(21) Appl. No.: **29/166,603**

(57) **CLAIM**

(22) Filed: **Aug. 30, 2002**

The ornamental design for a “keyclip”, as shown and described.

(51) **LOC (7) Cl.** ..... **03-01**

(52) **U.S. Cl.** ..... **D3/215; 24/3.6**

(58) **Field of Search** ..... D3/207–215; 70/456 B,  
70/456 R, 456–458; 24/3.6; 206/37.1; D26/38

**DESCRIPTION**

(56) **References Cited**

**U.S. PATENT DOCUMENTS**

1,206,074 A	*	11/1916	Zwiener et al.	.....	24/3.6
1,578,157 A	*	3/1926	Miller	.....	24/3.6
1,700,132 A	*	1/1929	Johnson	.....	24/3.6
4,113,156 A	*	9/1978	Brito	.....	224/666
D364,269 S	*	11/1995	Sabosky	.....	D3/207
D382,105 S	*	8/1997	Bonaldi	.....	D3/215

FIG. 1 is a left side view of the keyclip of the present design.  
FIG. 2 is a right side view thereof;  
FIG. 3 is a top view thereof;  
FIG. 4 is a bottom view thereof;  
FIG. 5 is a back view thereof;  
FIG. 6 is a front view thereof; and,  
FIG. 7 is a perspective view of the keyclip of the present design.

**1 Claim, 3 Drawing Sheets**

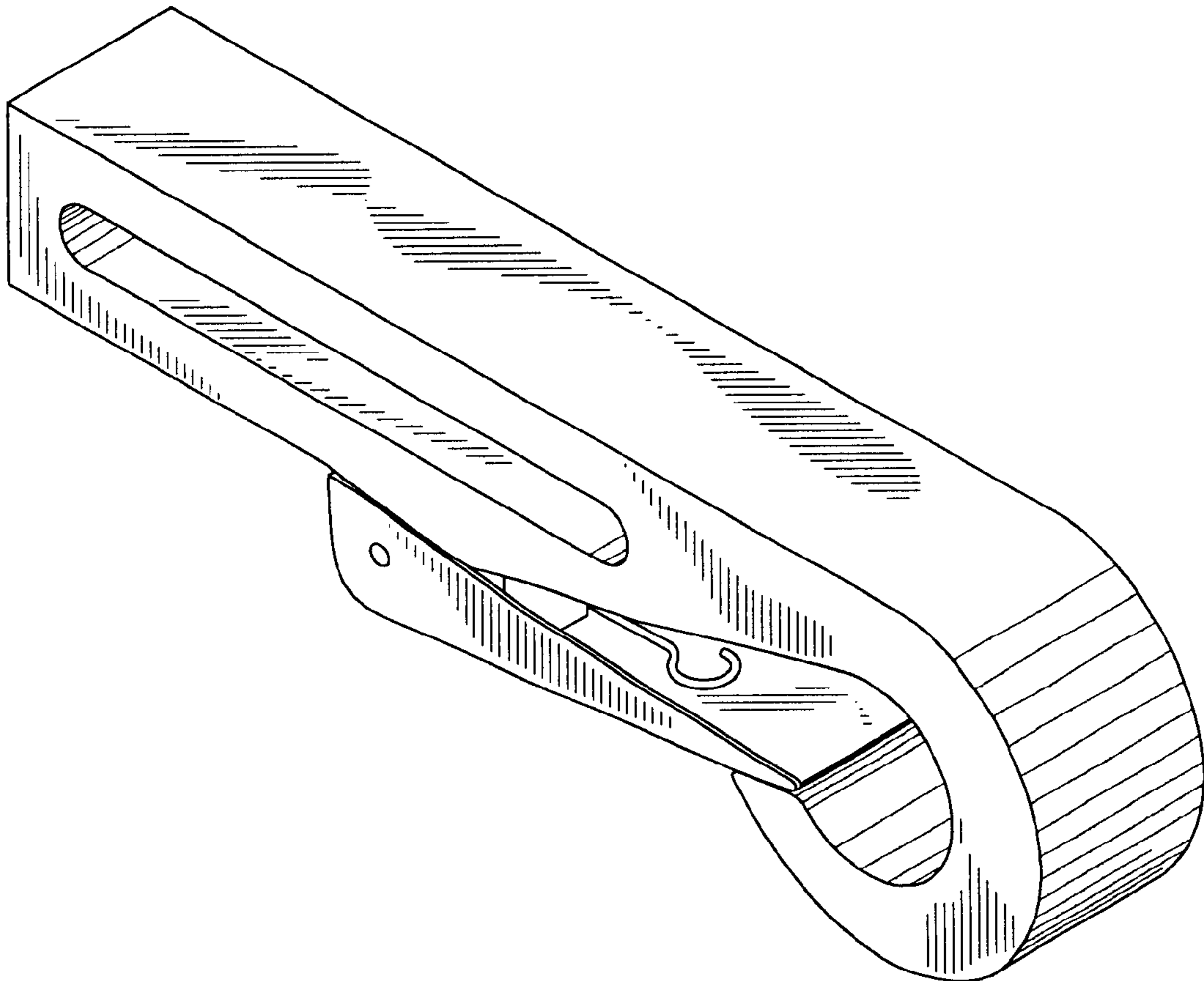


FIG. 1

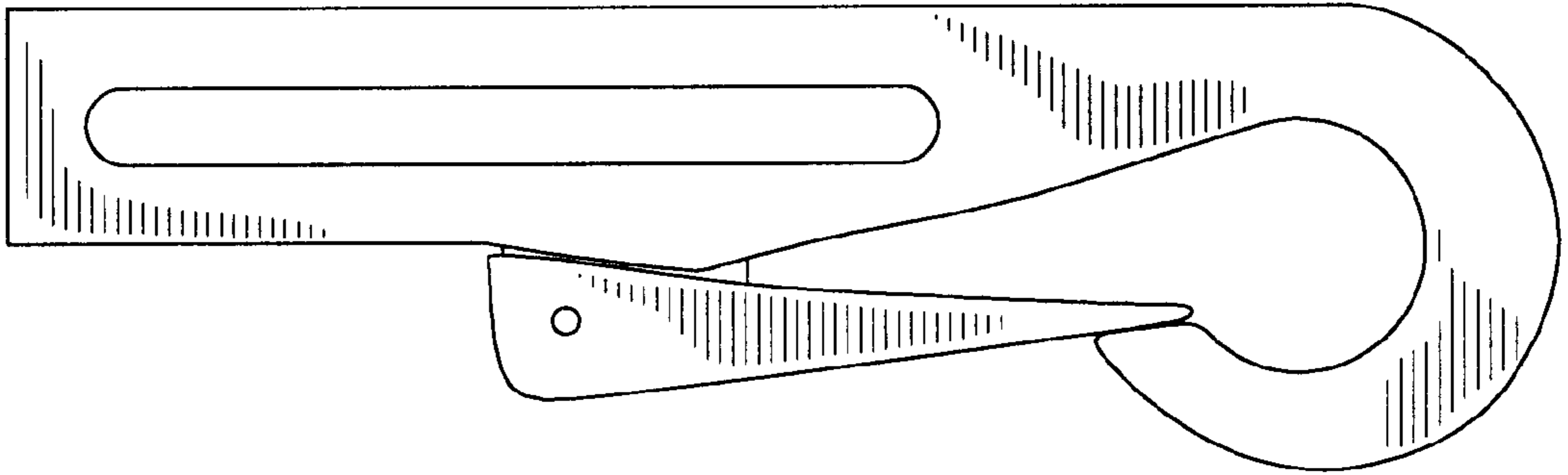


FIG. 2

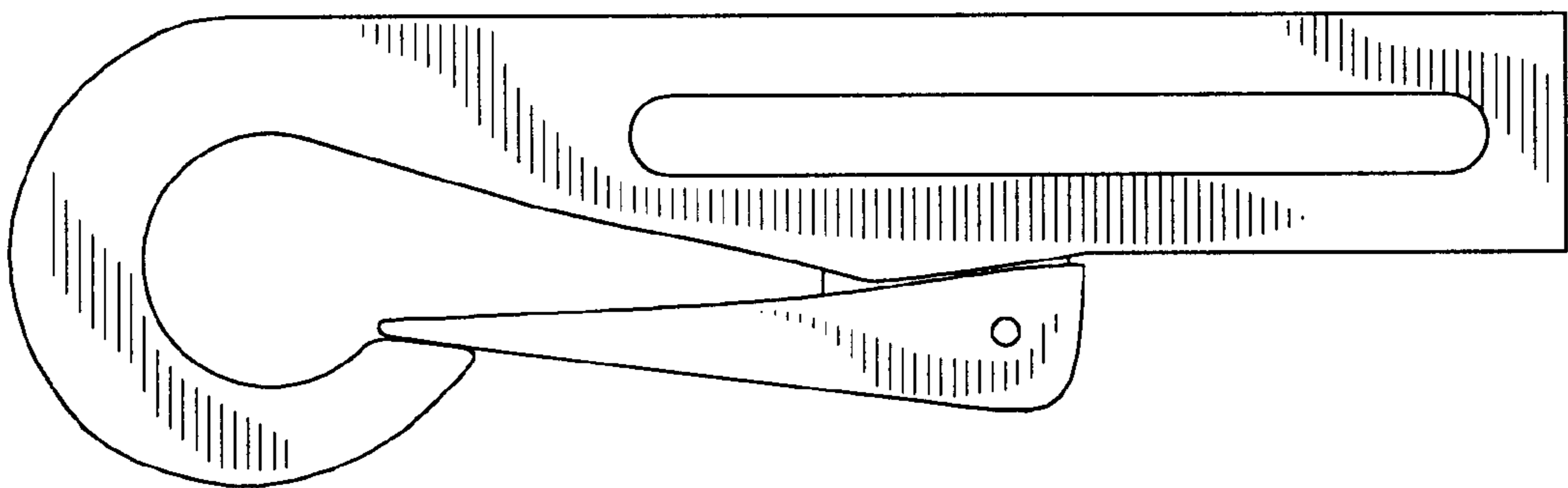


FIG. 3

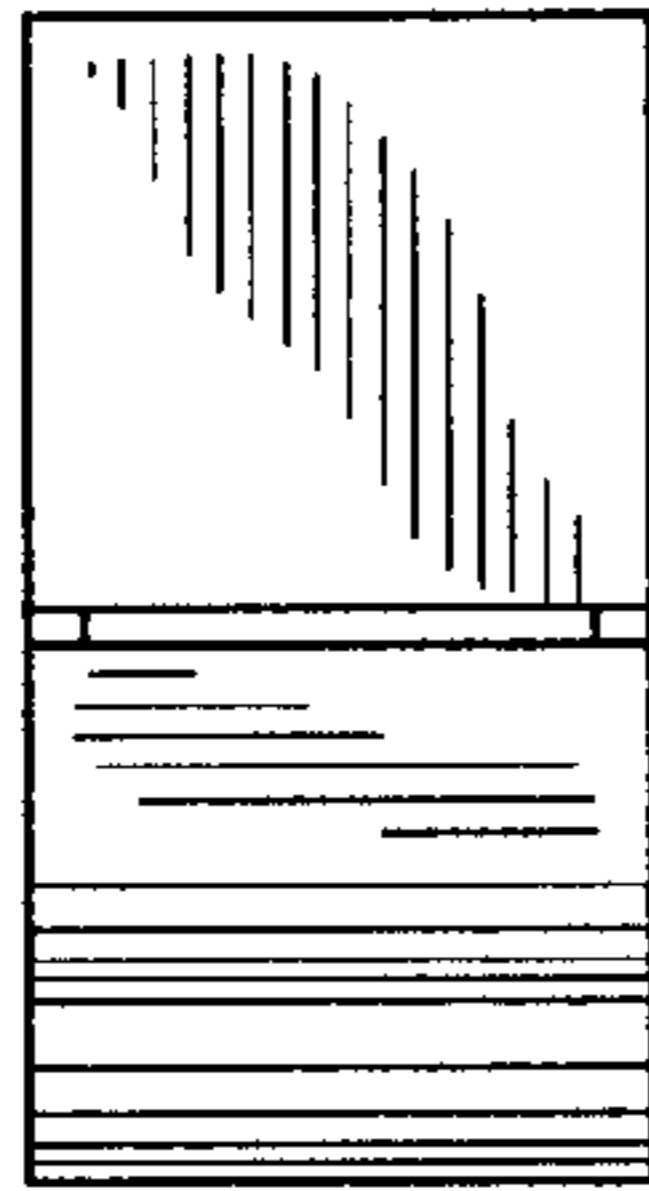


FIG. 4




FIG. 5

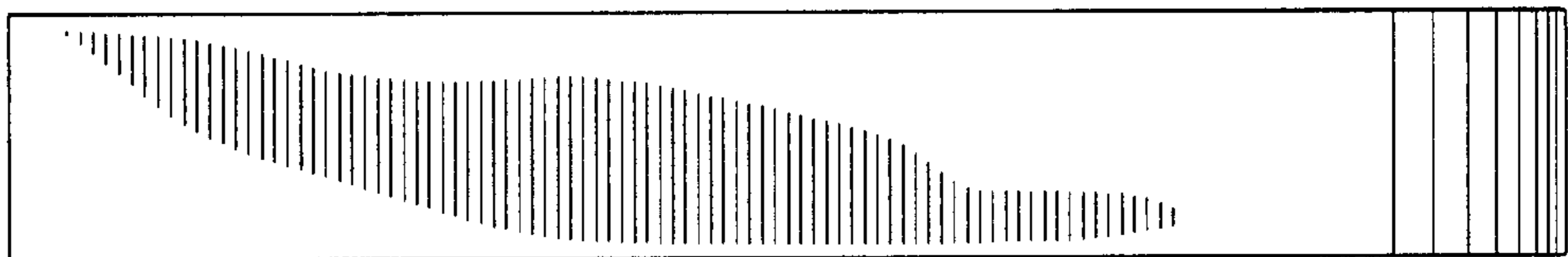


FIG. 6




FIG. 7

