



US00D479906S

(12) **United States Design Patent**
Hawker et al.

(10) **Patent No.:** **US D479,906 S**

(45) **Date of Patent:** **** Sep. 30, 2003**

(54) **SHOE UPPER**

(76) Inventors: **John Hawker**, 13576 Desmond St.,
Pacoima, CA (US) 91331; **Miles**
Lamstein, 10527 Patrington Ct., Las
Vegas, NV (US) 89123

(**) Term: **14 Years**

(21) Appl. No.: **29/179,126**

(22) Filed: **Apr. 4, 2003**

Related U.S. Application Data

(62) Division of application No. 29/159,123, filed on Apr. 11,
2002, now Pat. No. Des. 473,040.

(51) **LOC (7) Cl.** **02-99**

(52) **U.S. Cl.** **D2/969**

(58) **Field of Search** D2/896, 902, 907,
D2/913, 932, 943, 944, 959, 969, 972-973;
36/45, 50.1, 51, 77 M, 77 R, 83, 88, 113,
114, 126-130, 8.1, 11.5

(56) **References Cited**

U.S. PATENT DOCUMENTS

D126,059 S * 3/1941 Diamant D2/932

D149,419 S * 4/1948 Diamant D2/932
D151,304 S * 10/1948 Walsh D2/932
D153,770 S * 5/1949 Kagan D2/932
D169,732 S * 6/1953 Wood D2/932
5,203,792 A * 4/1993 Kaiser D2/959 X
D473,040 S * 4/2003 Hawker et al. D2/896

* cited by examiner

Primary Examiner—Dominic Simone

(74) *Attorney, Agent, or Firm*—Blakely, Sokoloff, Taylor &
Zafman, LLP

(57) **CLAIM**

The ornamental design for a shoe upper, as shown and
described.

DESCRIPTION

FIG. 1 is a right side elevation view of our new design;
FIG. 2 is a left side elevation view thereof;
FIG. 3 is a top plan view thereof;
FIG. 4 is a front elevation view thereof; and,
FIG. 5 is a rear elevation view thereof.

The broken lines in the drawings are for illustrative purposes
only and form no part of the claimed design.

1 Claim, 4 Drawing Sheets

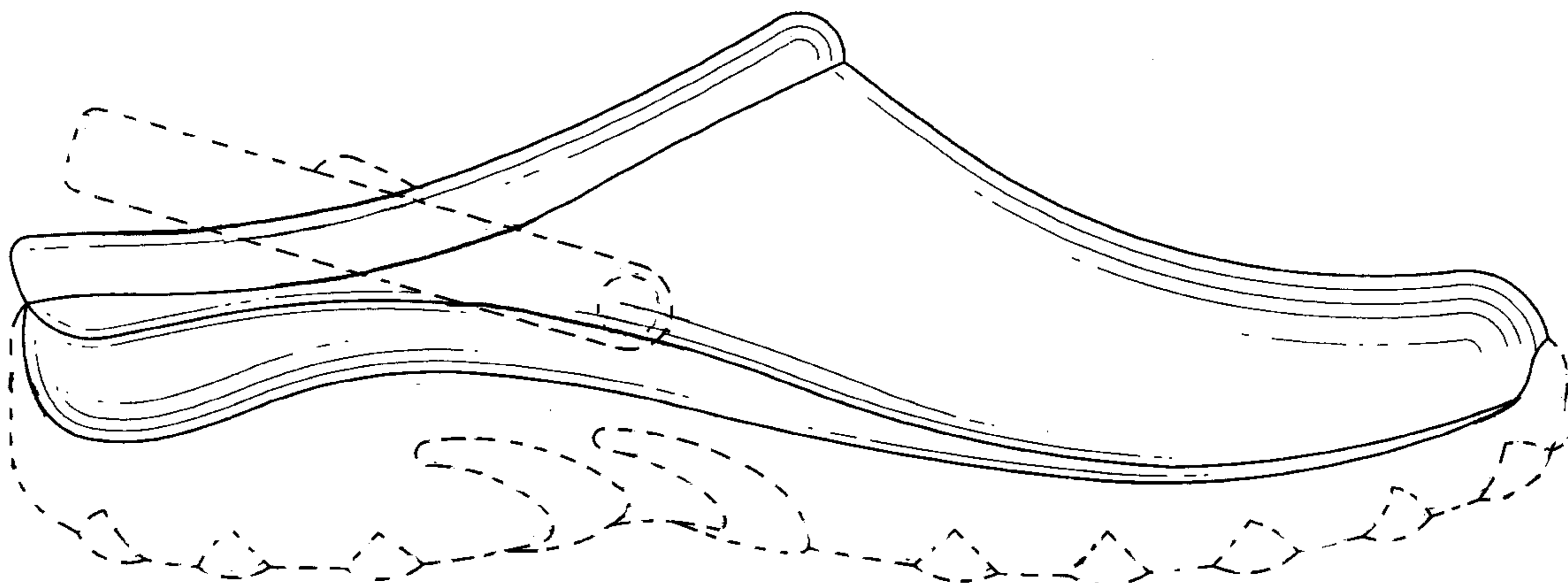


FIG. 1

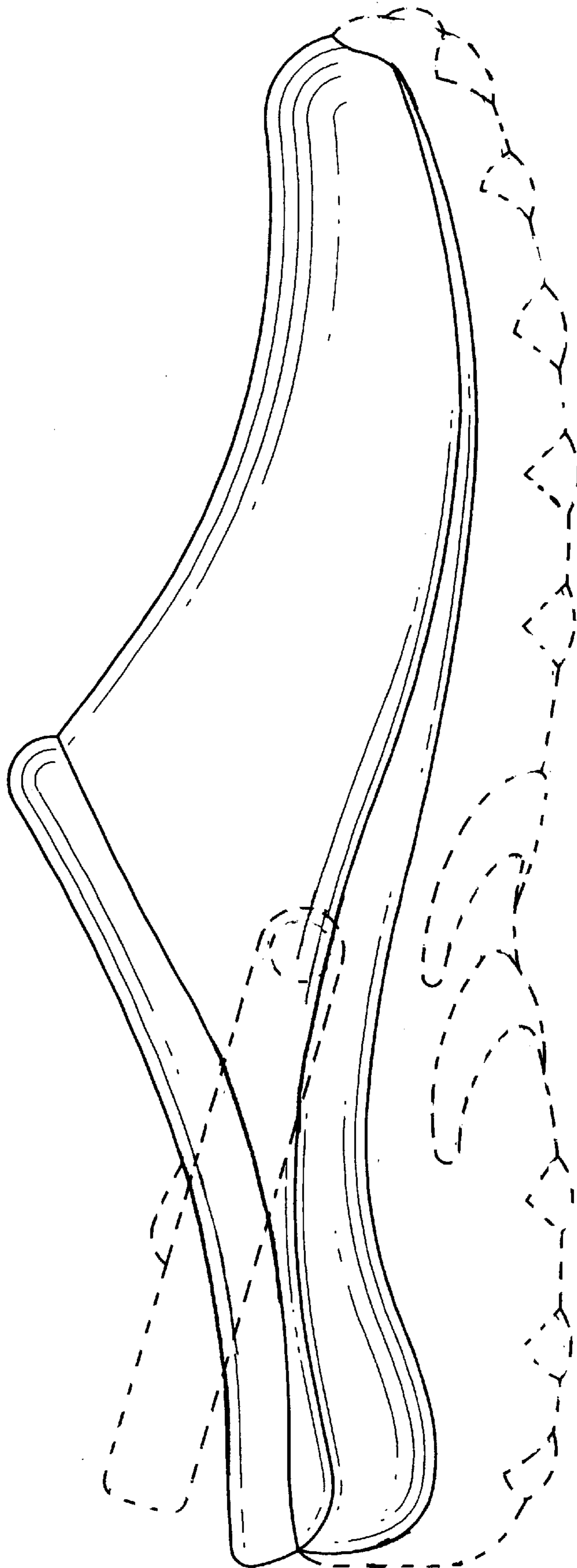


FIG. 2

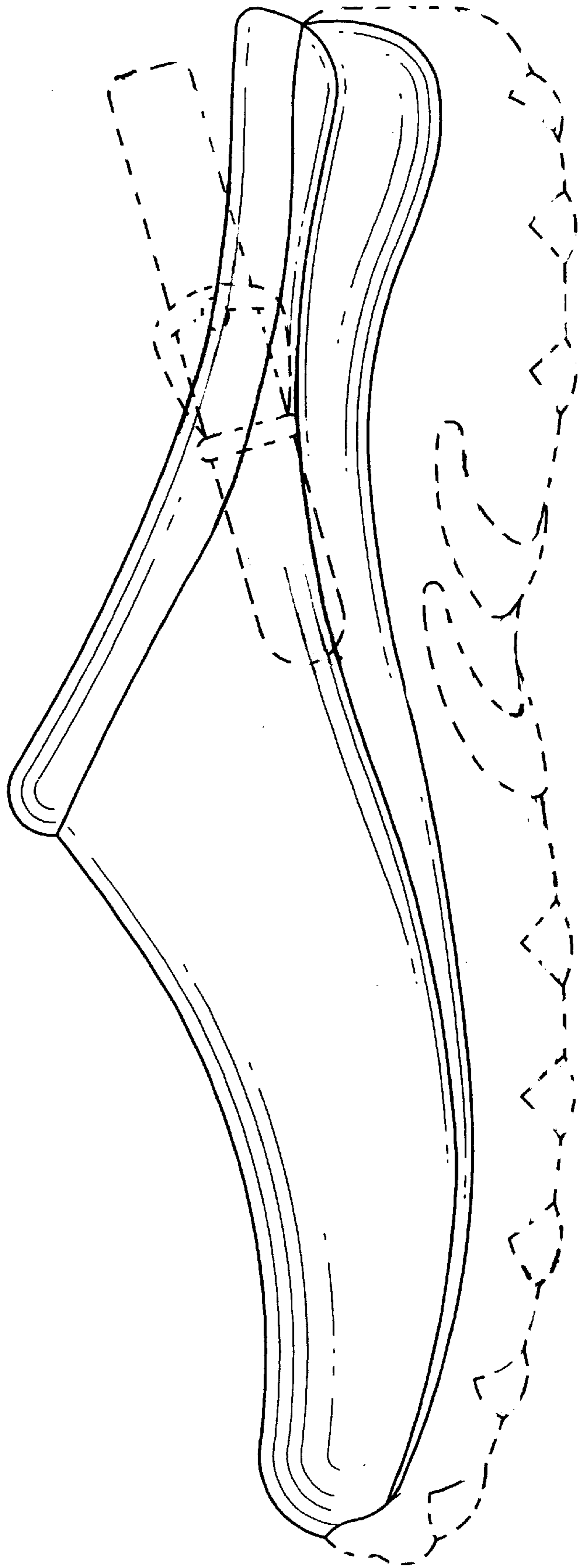


FIG. 3

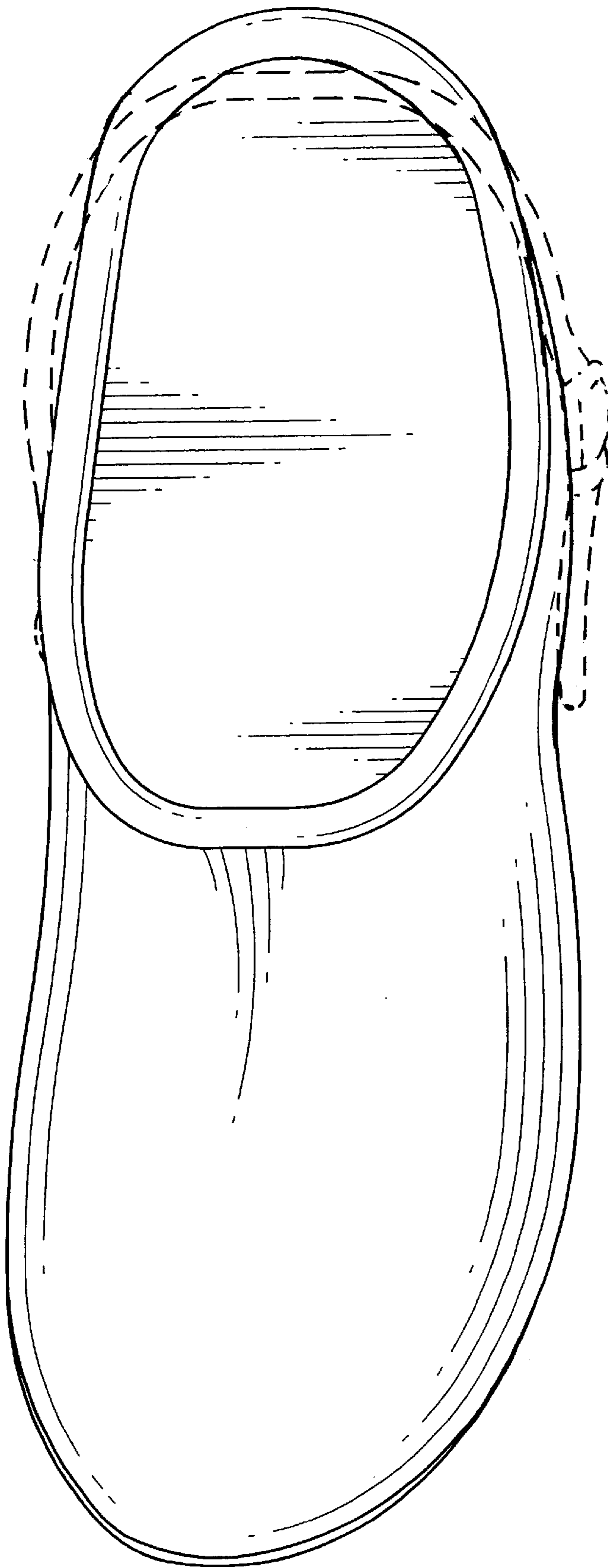


FIG. 5

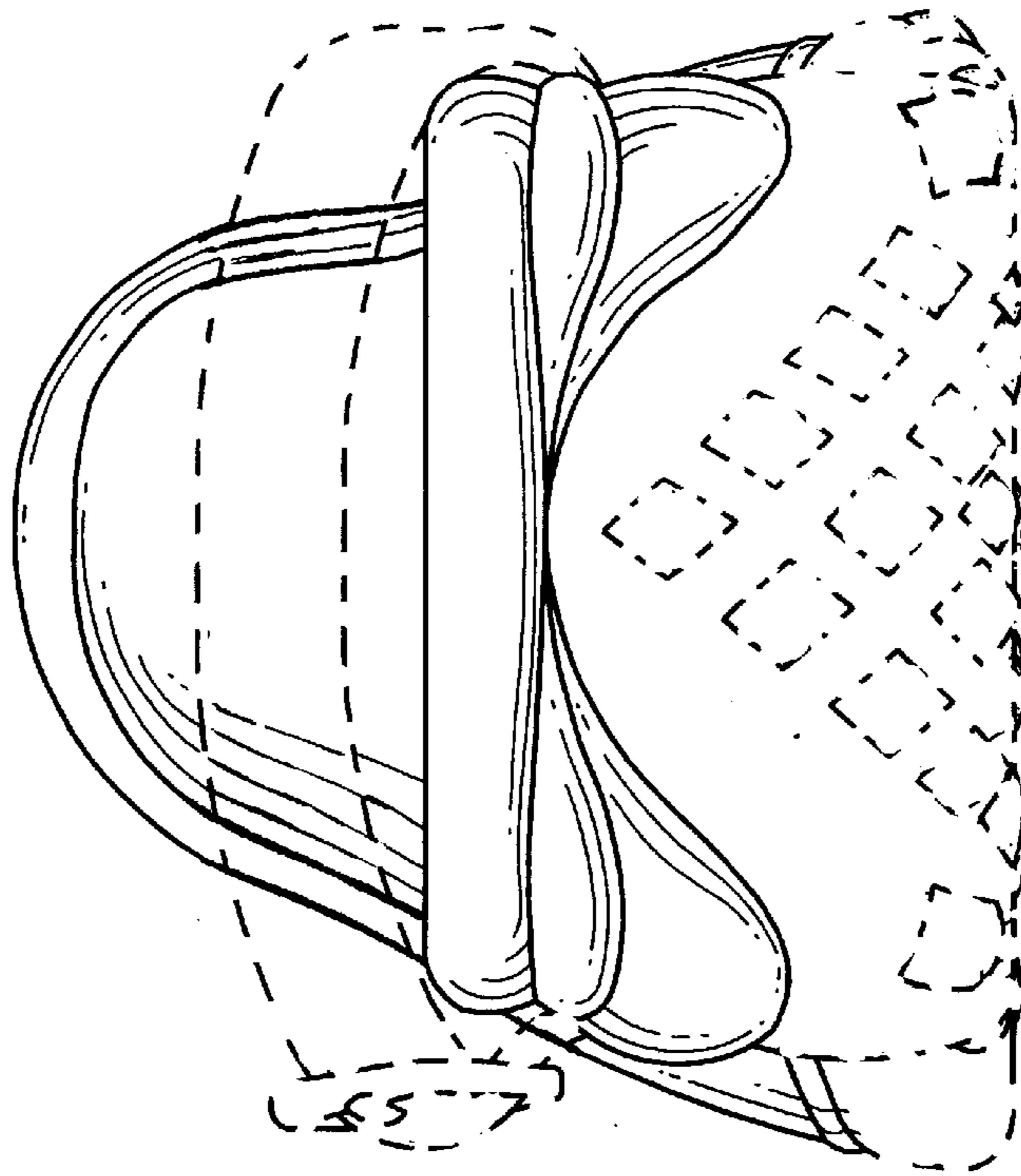


FIG. 4

