



US00D479866S

(12) **United States Design Patent**
Hettinger et al.

(10) **Patent No.: US D479,866 S**

(45) **Date of Patent: ** Sep. 23, 2003**

(54) **GOLF BALL**
(75) Inventors: **Ronald K. Hettinger**, Oceanside, CA
(US); **Wayne H. Byrne**, Murrieta, CA
(US)

(73) Assignee: **Callaway Golf Company**, Carlsbad,
CA (US)

(**) Term: **14 Years**

(21) Appl. No.: **29/161,459**

(22) Filed: **May 29, 2002**

Related U.S. Application Data

(63) Continuation-in-part of application No. 09/799,929, filed on
Mar. 5, 2001, now Pat. No. 6,422,949.

(51) **LOC (7) Cl. 21-02**

(52) **U.S. Cl. D21/708**

(58) **Field of Search D21/707, 708,**
D21/709; 473/351-385; 40/327

(56) **References Cited**

U.S. PATENT DOCUMENTS

676,506 A	6/1901	Knight	473/268
1,842,944 A	1/1932	O'Brien	473/200
2,709,595 A	5/1955	De Vries	473/200
3,753,565 A	8/1973	Baker	473/266
3,880,430 A	4/1975	McCabe	473/253
D246,329 S	11/1977	Little	D21/739
4,209,172 A	6/1980	Yamamoto	473/200
4,258,921 A	3/1981	Worst	473/268
4,284,276 A	8/1981	Worst	473/383
4,441,716 A	4/1984	Chen	473/237
4,603,862 A	8/1986	Chen	473/200
4,706,958 A	11/1987	Inoue	473/268
4,928,971 A	5/1990	Soles, Jr.	473/249
5,013,046 A	* 5/1991	Koch	473/200

5,067,719 A	11/1991	Mook	473/200
5,133,556 A	* 7/1992	Karasavas	473/218
5,174,573 A	12/1992	Desbiolles et al.	473/249
5,542,680 A	8/1996	Proudfit	473/378
5,564,707 A	10/1996	Dinh	473/218
5,564,990 A	10/1996	Weeks	473/251
5,713,799 A	2/1998	Balmat	473/200
D393,672 S	* 4/1998	Clay	D21/713
6,004,223 A	12/1999	Newcomb	473/257
6,062,986 A	5/2000	Kaise	473/242
6,213,892 B1	* 4/2001	Felker et al.	473/370
6,231,459 B1	* 5/2001	Pettigrew et al.	473/351

OTHER PUBLICATIONS

The Golfsmith® Store, Mar. 2000: golf balls shown on front
cover.*

Edwin Watts Golf, Late Spring 2000 catalog, p. 5: golf ball
at left.*

* cited by examiner

Primary Examiner—Ted Shooman

Assistant Examiner—C. Tuttle

(74) *Attorney, Agent, or Firm*—Michael A. Catania

(57) **CLAIM**

The ornamental design for a golf ball, as shown and
described.

DESCRIPTION

FIG. 1 is a perspective view of a golf ball of the present
invention;

FIG. 2 is a front view thereof;

FIG. 3 is a side view thereof;

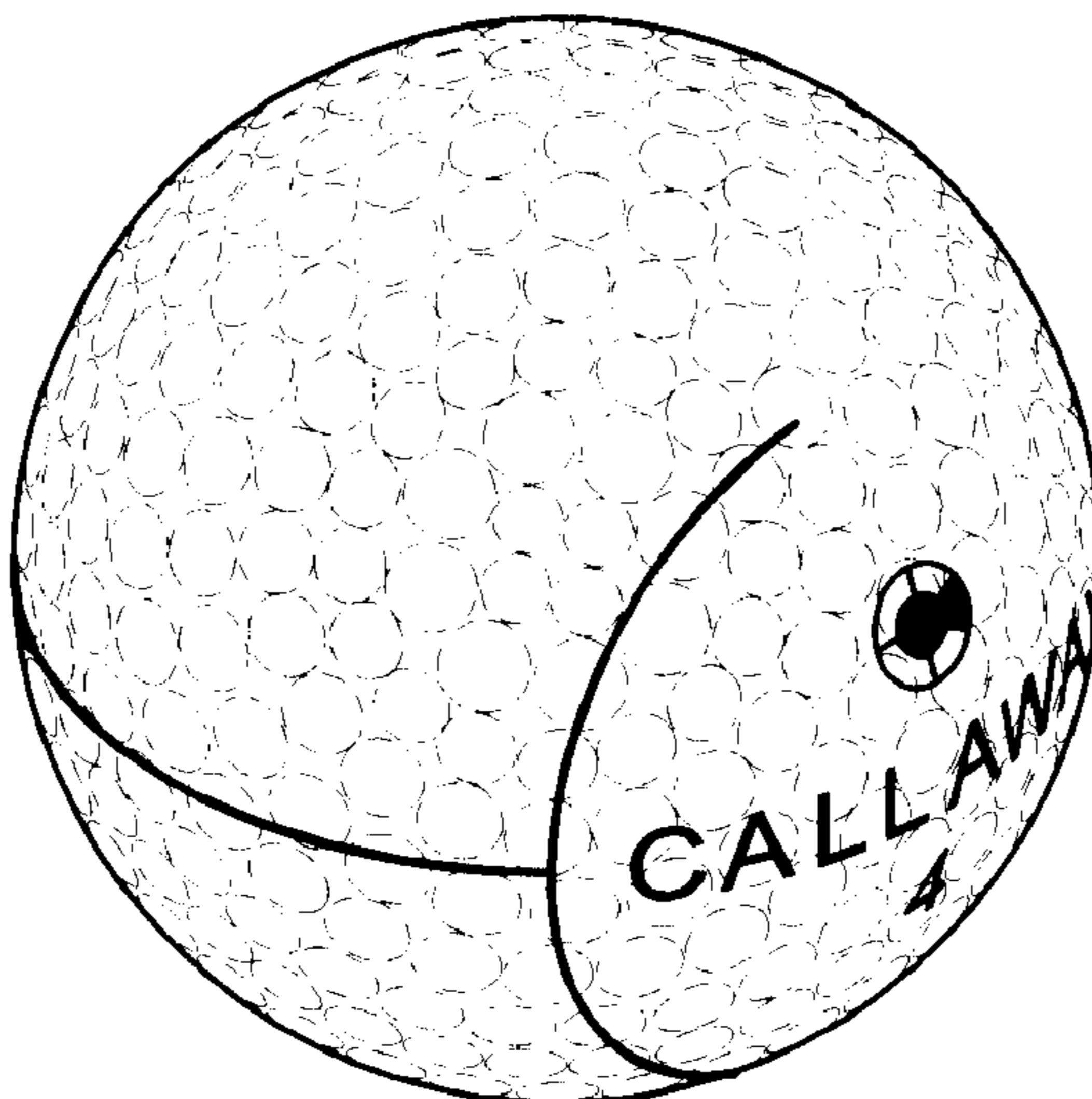
FIG. 4 is a top view thereof;

FIG. 5 is a side view thereof; and,

FIG. 6 is a bottom view thereof.

The surface features shown in broken lines are for illustra-
tive purposes only and form no part of the claimed design.

1 Claim, 1 Drawing Sheet



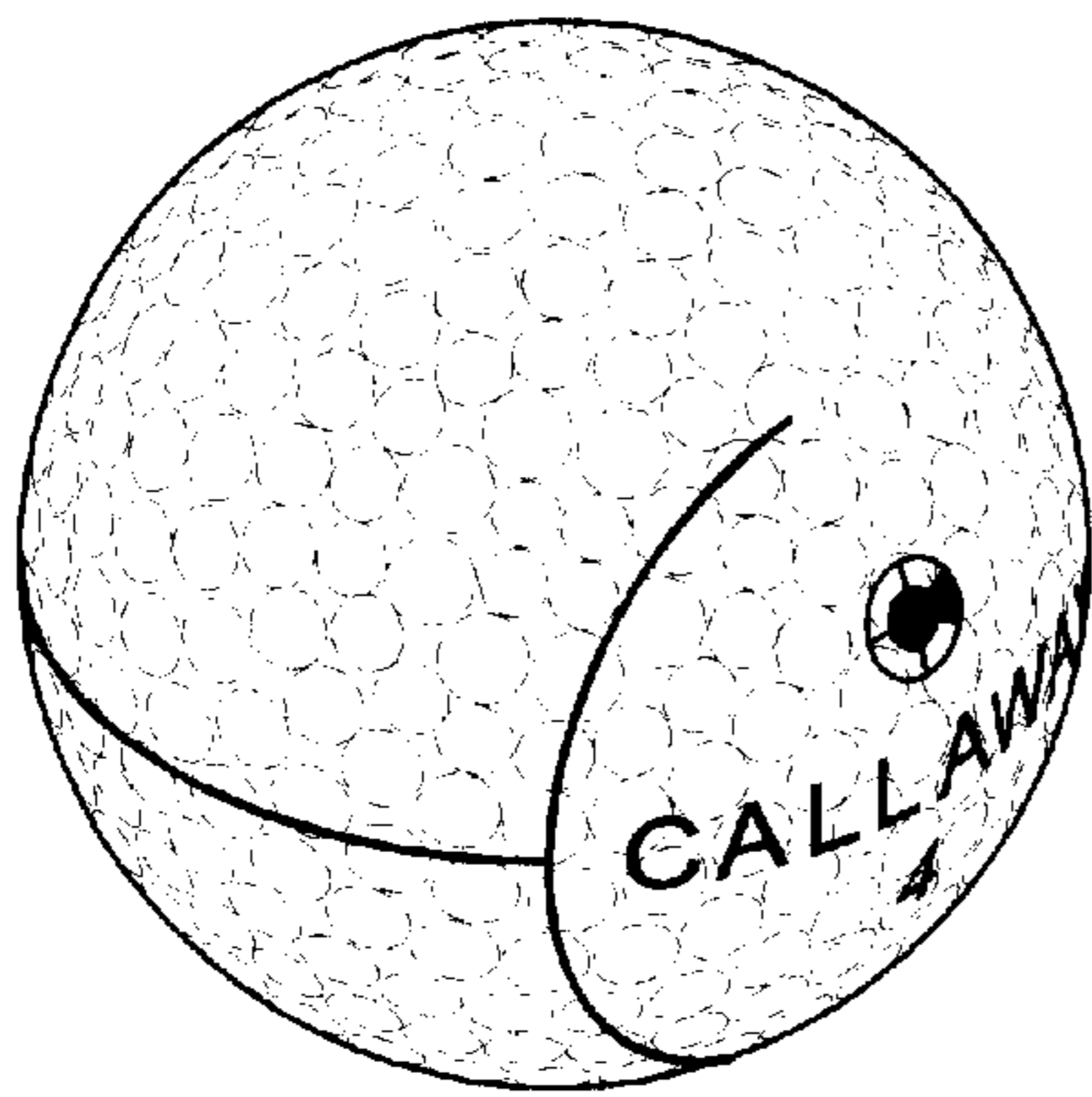


FIG. 1

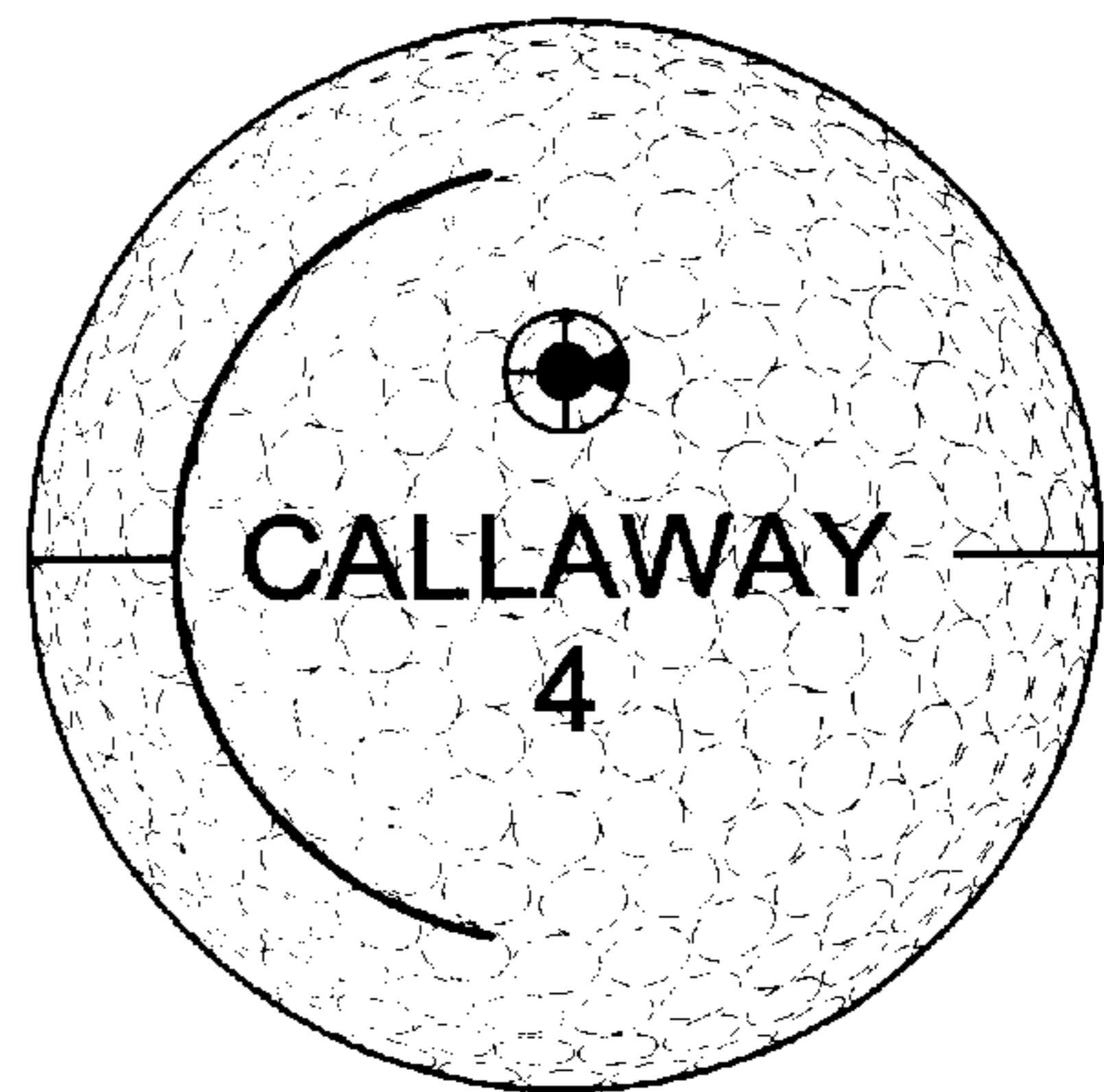


FIG. 2

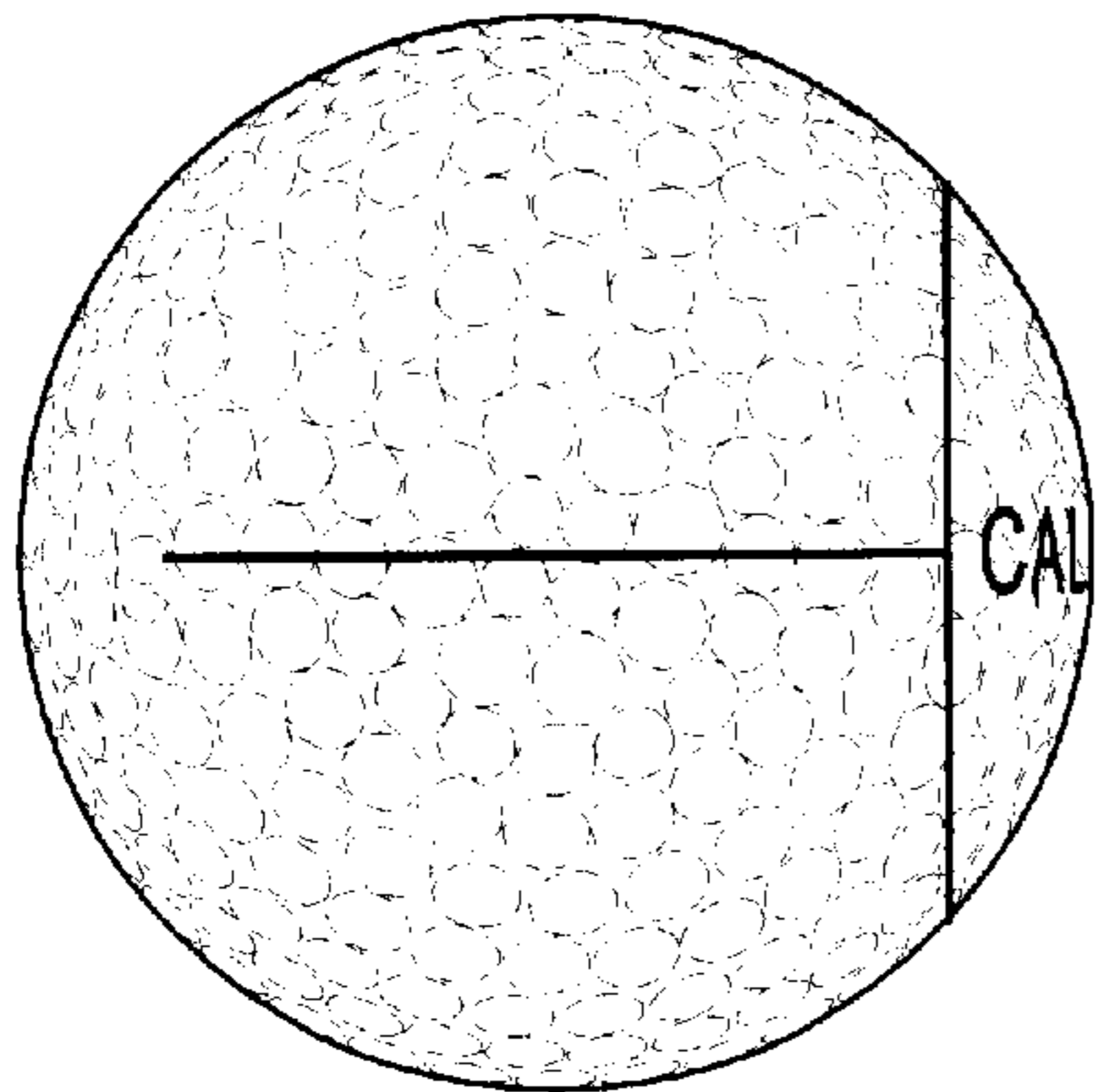


FIG. 3

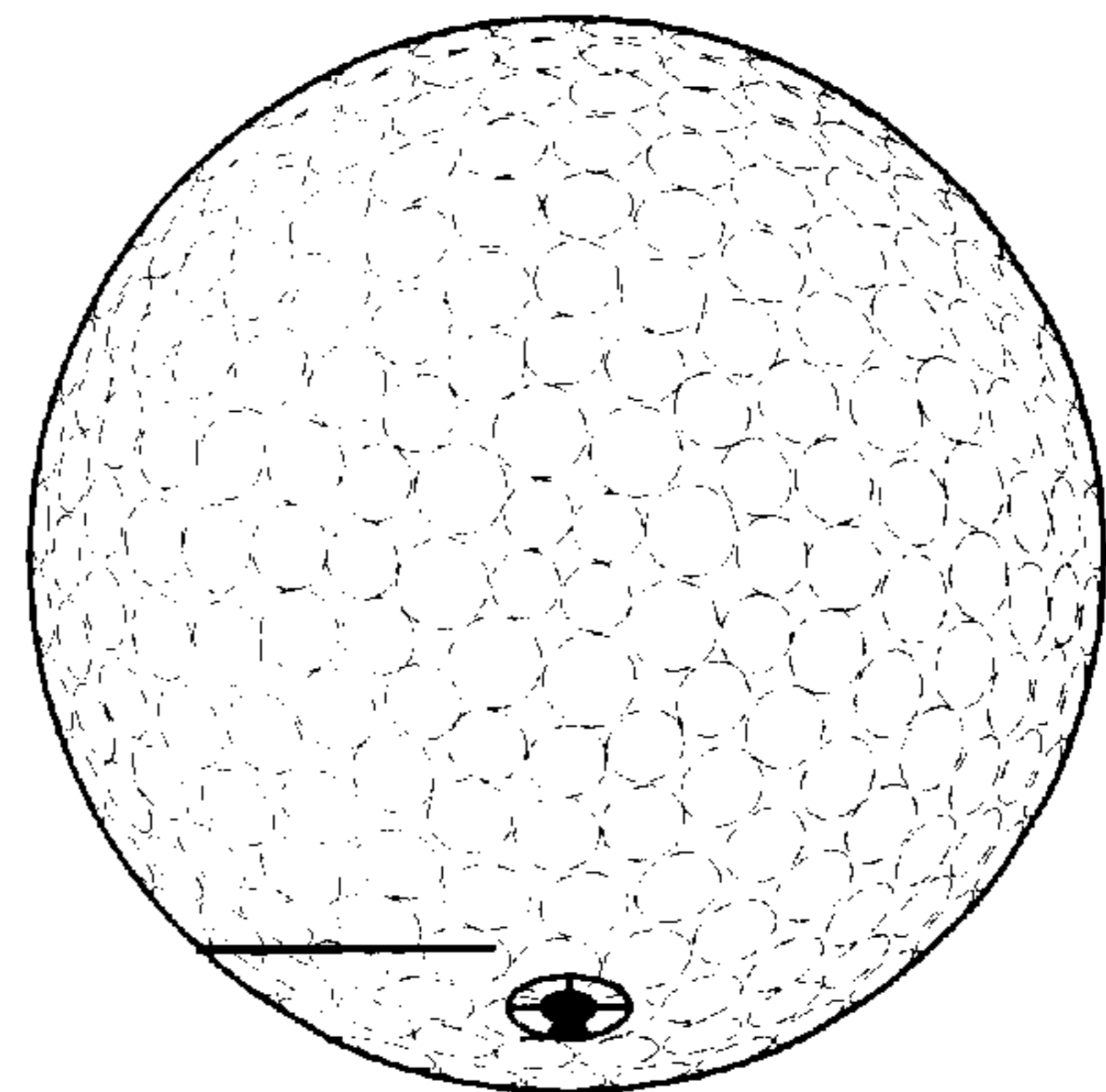


FIG. 4

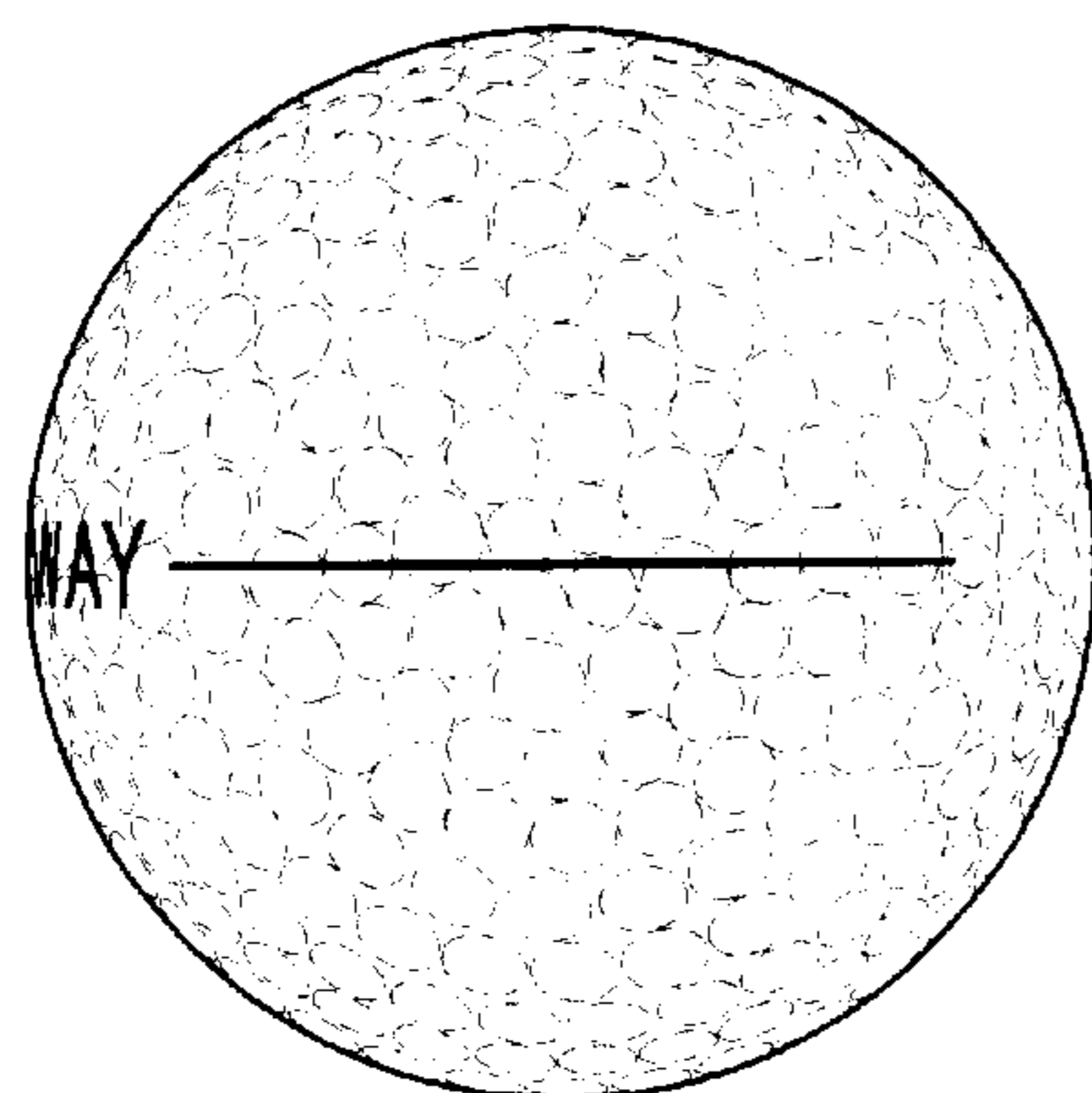


FIG. 5

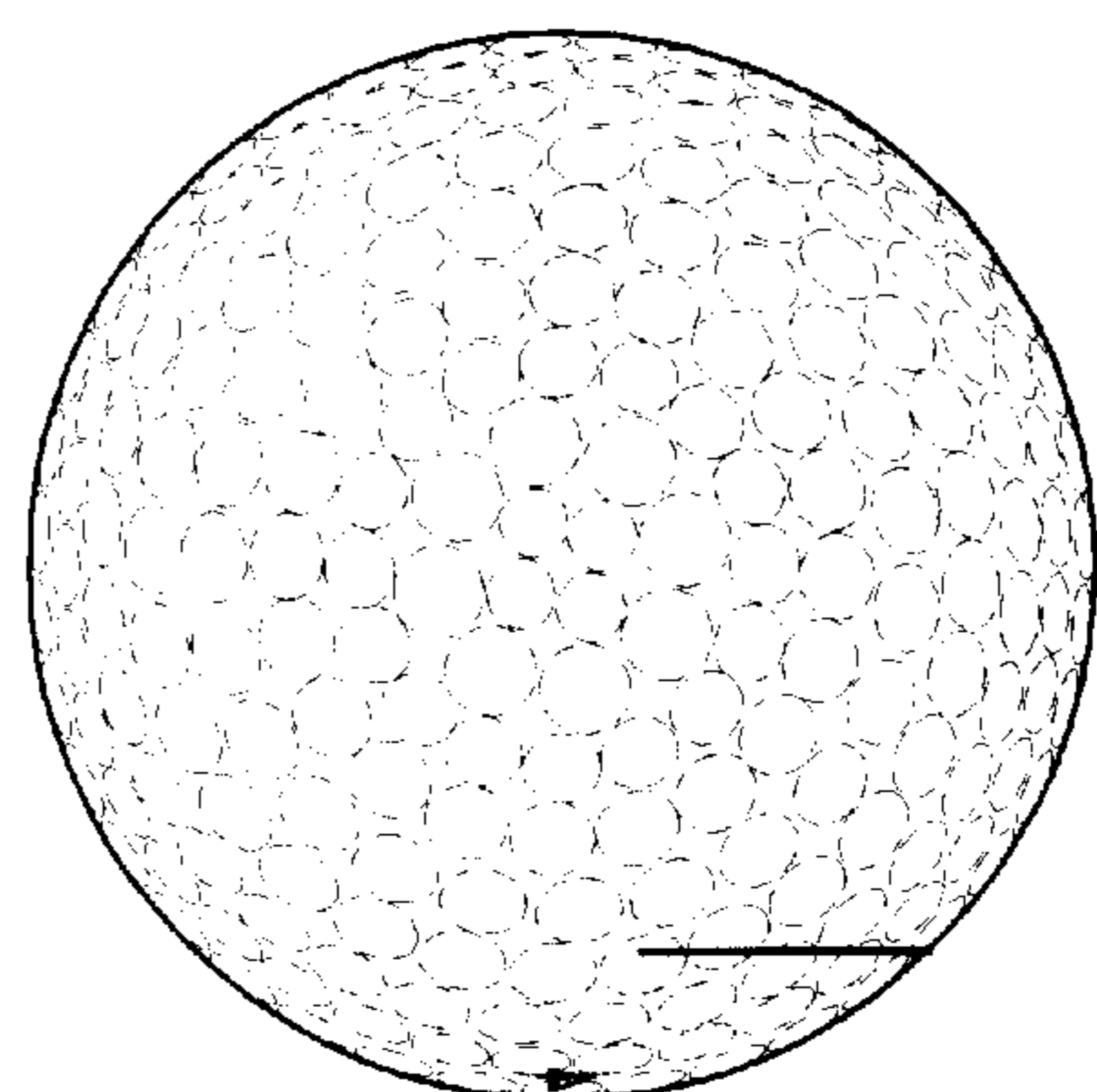


FIG. 6