



US00D479821S

(12) **United States Design Patent**
Clarkson

(10) **Patent No.:** **US D479,821 S**

(45) **Date of Patent:** **** Sep. 23, 2003**

(54) **AUTOMOBILE ACCESSORY**

DESCRIPTION

(76) Inventor: **Joseph G. Clarkson**, P.O. Box 10959,
Baltimore, MD (US) 21234

(**) Term: **14 Years**

(21) Appl. No.: **29/167,913**

(22) Filed: **Sep. 23, 2002**

(51) **LOC (7) Cl.** **12-16**

(52) **U.S. Cl.** **D12/196**

(58) **Field of Search** D12/196, 86, 197,
D12/90-92, 198, 199, 114, 400; D11/131,
157-160; D21/623, 659, 421, 423, 433,
533

FIG. 1 is a front elevational view of the automobile accessory showing my new design mounted on an automobile, the broken lines illustrating one type of vehicle to which the accessory is attached, forming no part of my design.

FIG. 2 is a cross-sectional view thereof taken across the lines 2—2 of FIG. 1, the right side being identical to the left side, the broken lines, exemplary of a typical connecting means, forming no part of my design.

FIG. 3 is a top plan view thereof.

FIG. 4 is a bottom plan view thereof, the broken lines illustrating a typical connecting means, forming no part of my design.

FIG. 5 is a perspective view thereof showing my new design mounted on a different vehicle, the broken lines illustrating another type of vehicle to which the accessory is attached, forming no part of my new design.

FIG. 6 is a perspective view thereof showing my new design mounted on a third type of vehicle, the broken lines illustrating the third type of vehicle to which the accessory is attached, forming no part of my new design; and,

FIG. 7 is a perspective view thereof showing my new design mounted on a fourth type of vehicle, the broken lines illustrating the fourth type of vehicle in which the accessory is attached, forming no part of my new design.

(56) **References Cited**

U.S. PATENT DOCUMENTS

D330,736 S	*	11/1992	Silber	D21/433
D368,743 S	*	4/1996	Amburgey et al.	D21/433
D423,400 S	*	4/2000	Schnaithmann	D11/131
D451,840 S	*	12/2001	Humbert	D11/131

* cited by examiner


Primary Examiner—Melody N. Brown

(74) *Attorney, Agent, or Firm*—Armstrong, Westerman & Hattori, LLP

(57) **CLAIM**

The ornamental design for an automobile accessory, as shown and described.

1 Claim, 2 Drawing Sheets



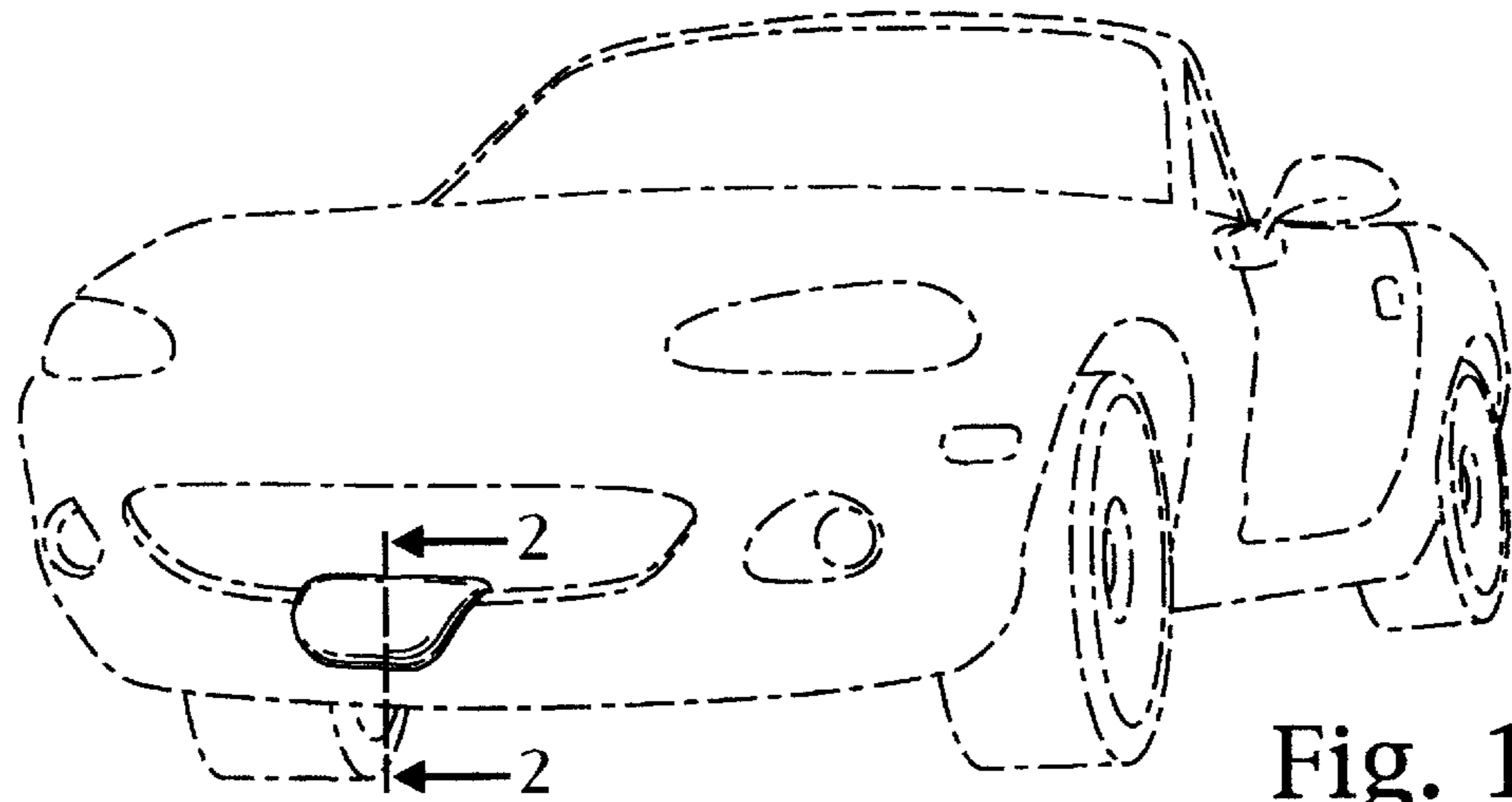


Fig. 1

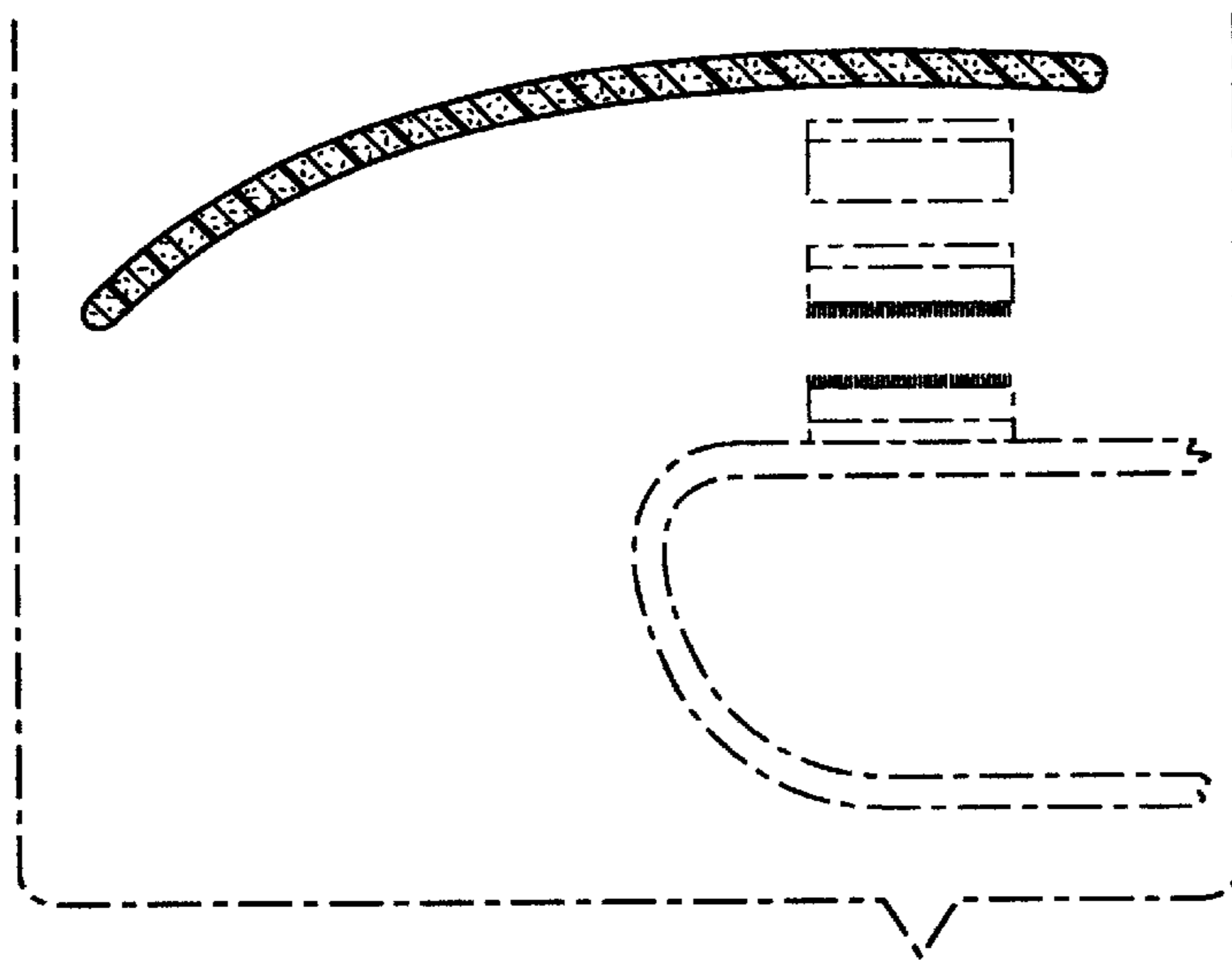


Fig. 2

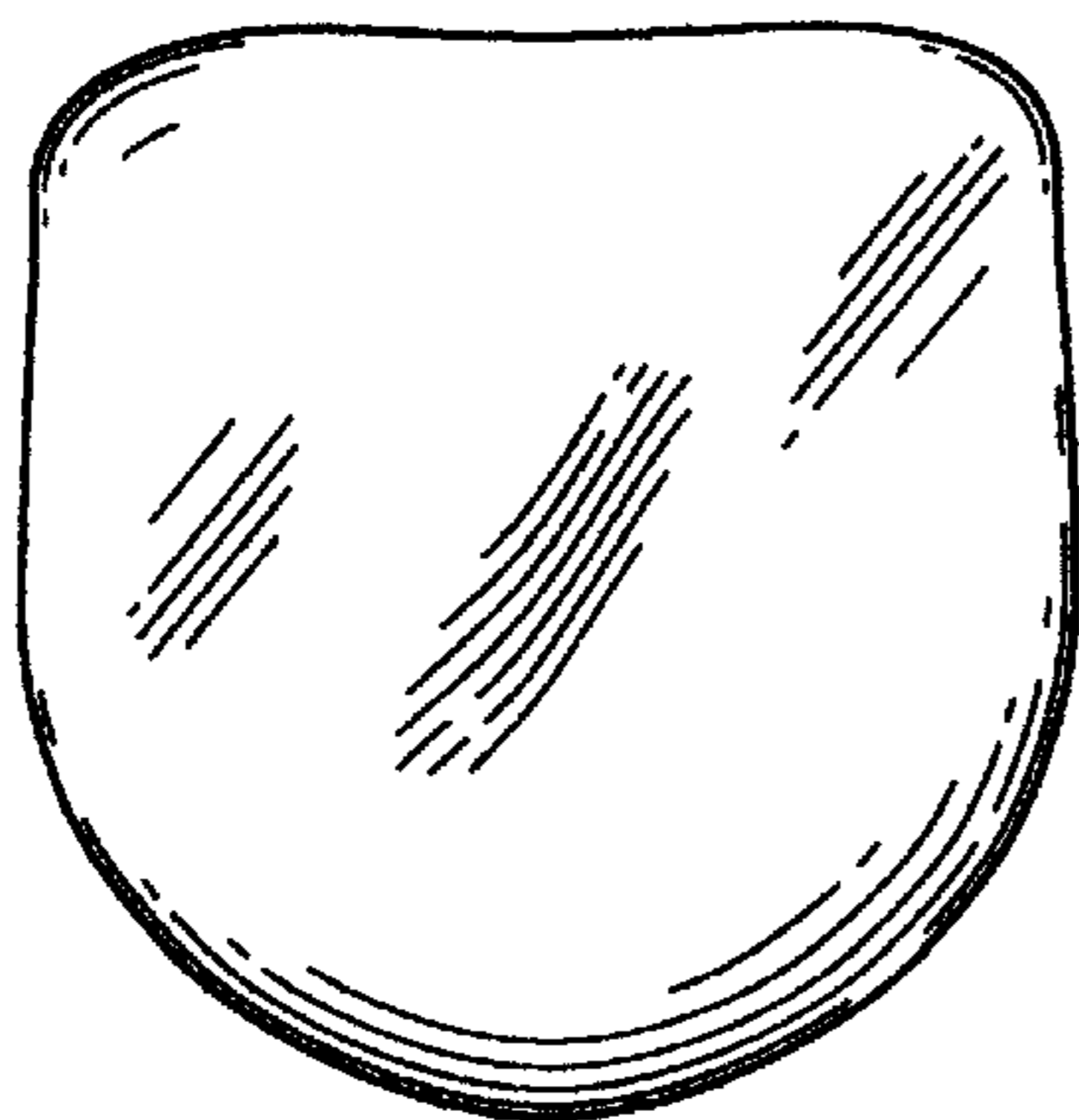


Fig. 3

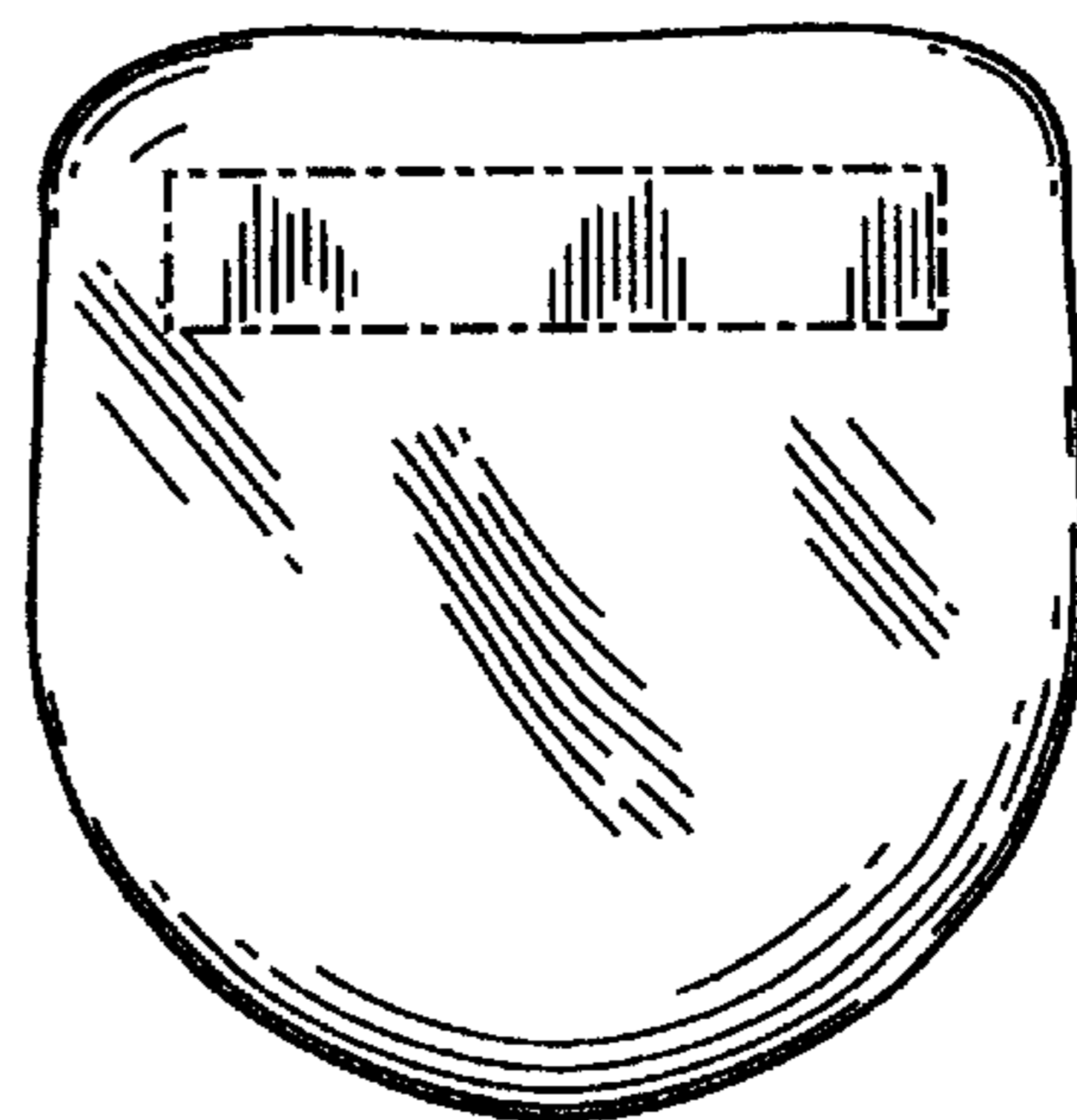


Fig. 4




Fig. 5




Fig. 6




Fig. 7