



US00D479818S

(12) **United States Design Patent**
Gladden, III

(10) **Patent No.: US D479,818 S**

(45) **Date of Patent: ** *Sep. 23, 2003**

(54) **SCOOTER STAND**

D343,148 S * 1/1994 Cottman, Jr. D12/115
6,190,290 B1 2/2001 Mackert

(76) Inventor: **Sterling Welch Gladden, III**, P.O. Box
14814, Baton Rouge, LA (US) 70898

FOREIGN PATENT DOCUMENTS

(*) Notice: This patent is subject to a terminal disclaimer.

GB 505832 1/1939
GB 2009068 6/1979
SE 2850763 11/1978

(**) Term: **14 Years**

* cited by examiner

(21) Appl. No.: **29/148,054**

Primary Examiner—Alan P. Douglas
Assistant Examiner—Linda Brooks

(22) Filed: **Sep. 13, 2001**

(74) *Attorney, Agent, or Firm*—Roy, Kiesel, Keegan & DeNicola

(51) **LOC (7) Cl.** **12-11**

(52) **U.S. Cl.** **D12/115**

(58) **Field of Search** D12/115, 407,
D12/408; 224/400, 495, 508, 924; 211/17-22;
248/188.1, 188.2

(57) **CLAIM**

The ornamental design for a scooter stand, as shown.

(56) **References Cited**

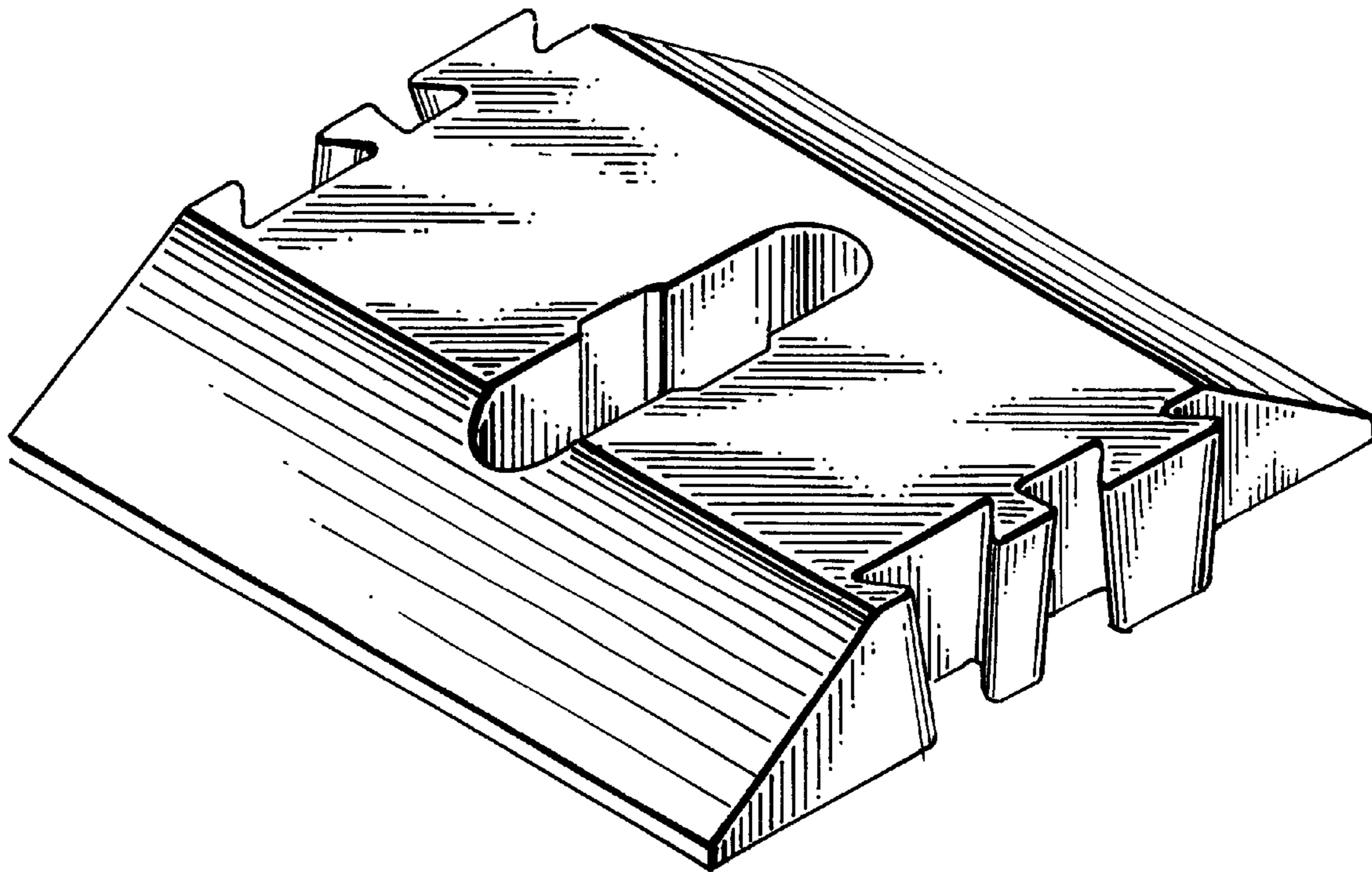
U.S. PATENT DOCUMENTS

369,494 A	8/1887	Bailey	
D27,310 S	7/1897	Jirdinston	
731,651 A	6/1903	Allen	
2,717,084 A	9/1955	Groenendal	
D183,661 S	10/1958	Reetz	
3,599,798 A	8/1971	Osborn	
4,050,583 A	9/1977	Szabo	
D260,248 S	* 8/1981	Gallagher D12/115
D278,616 S	* 4/1985	Collison et al. D12/115
5,036,986 A	8/1991	Kral	

DESCRIPTION

FIG. 1 is a top view of the scooter stand.
FIG. 2 is a bottom view of the scooter stand.
FIG. 3 is a front view of the scooter stand.
FIG. 4 is a rear view of the scooter stand.
FIG. 5 is a side view of the scooter stand.
FIG. 6 is a view of the opposite side of the scooter stand as shown in FIG. 5.
FIG. 7 is a perspective view of the top of the scooter stand; and,
FIG. 8 is a perspective view of the bottom of the scooter stand.

1 Claim, 3 Drawing Sheets



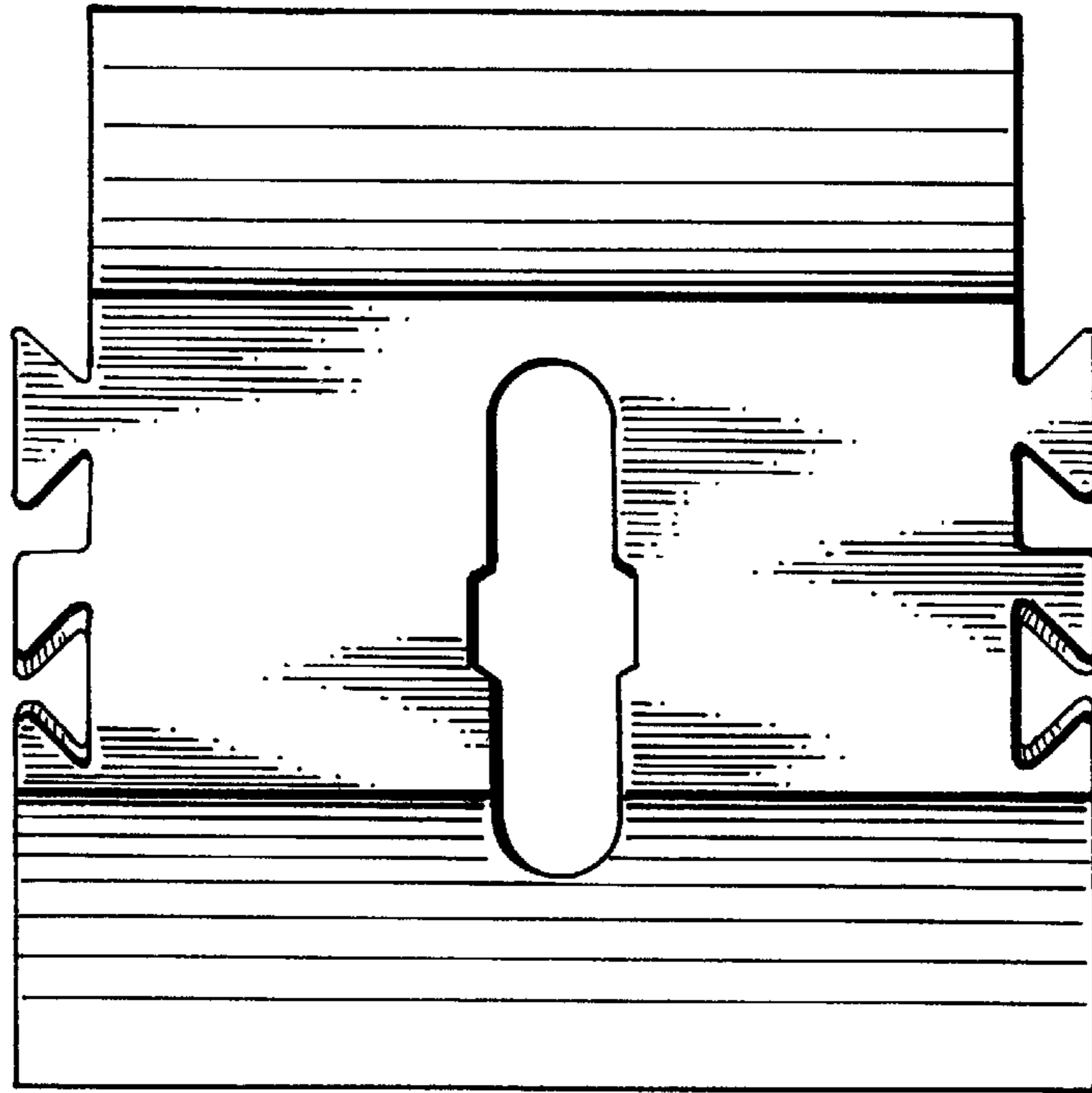


FIG. 1.

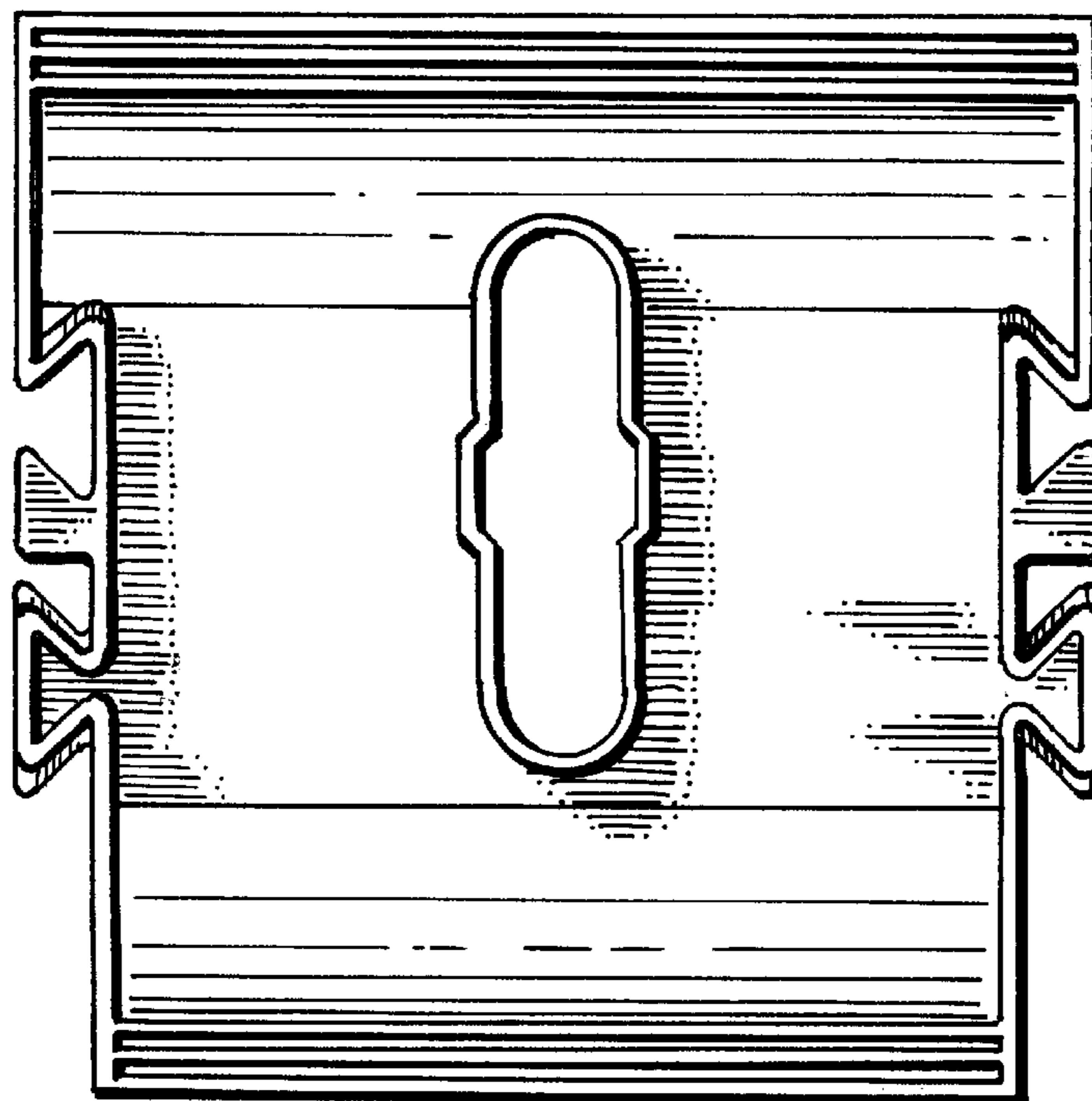


FIG. 2.

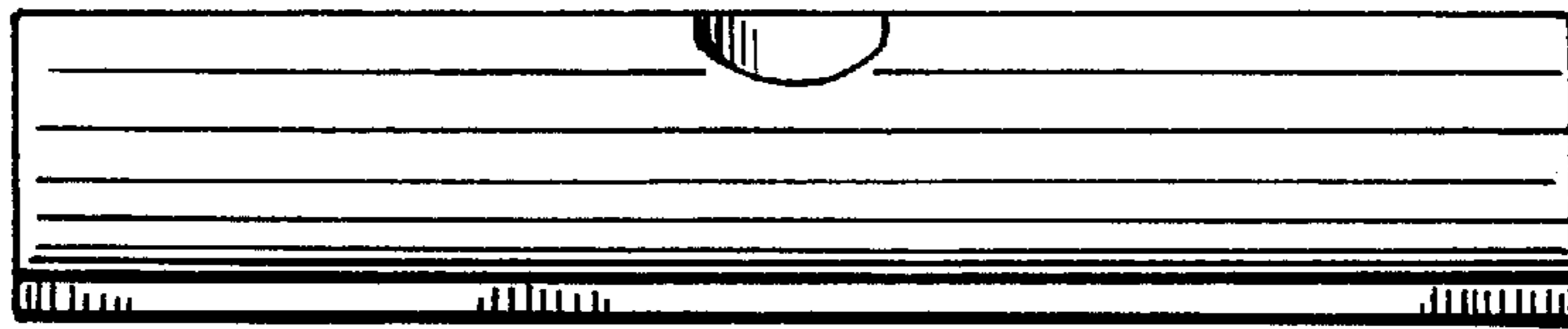


FIG. 3.




FIG. 4.



FIG. 5.



FIG. 6.

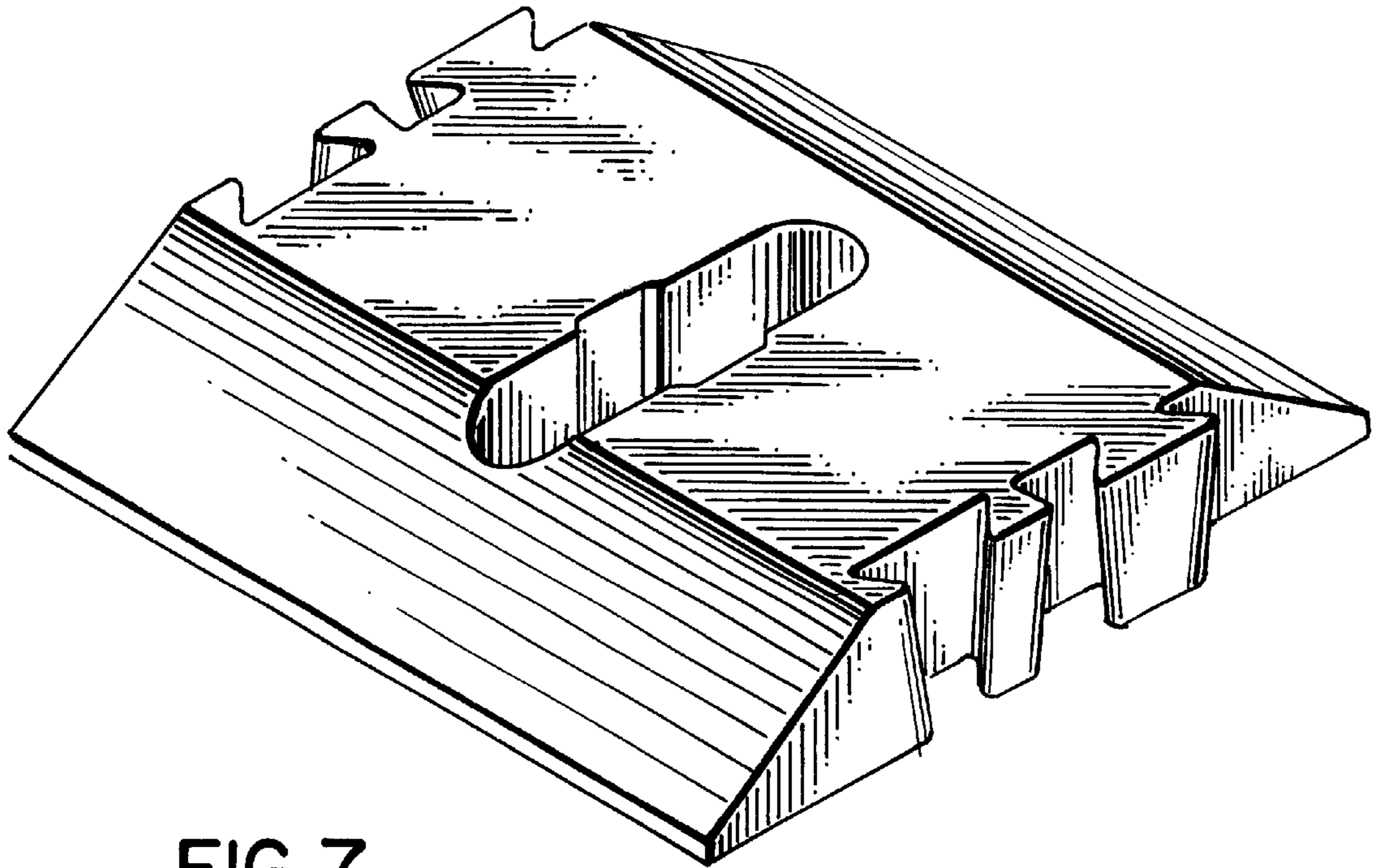


FIG. 7.

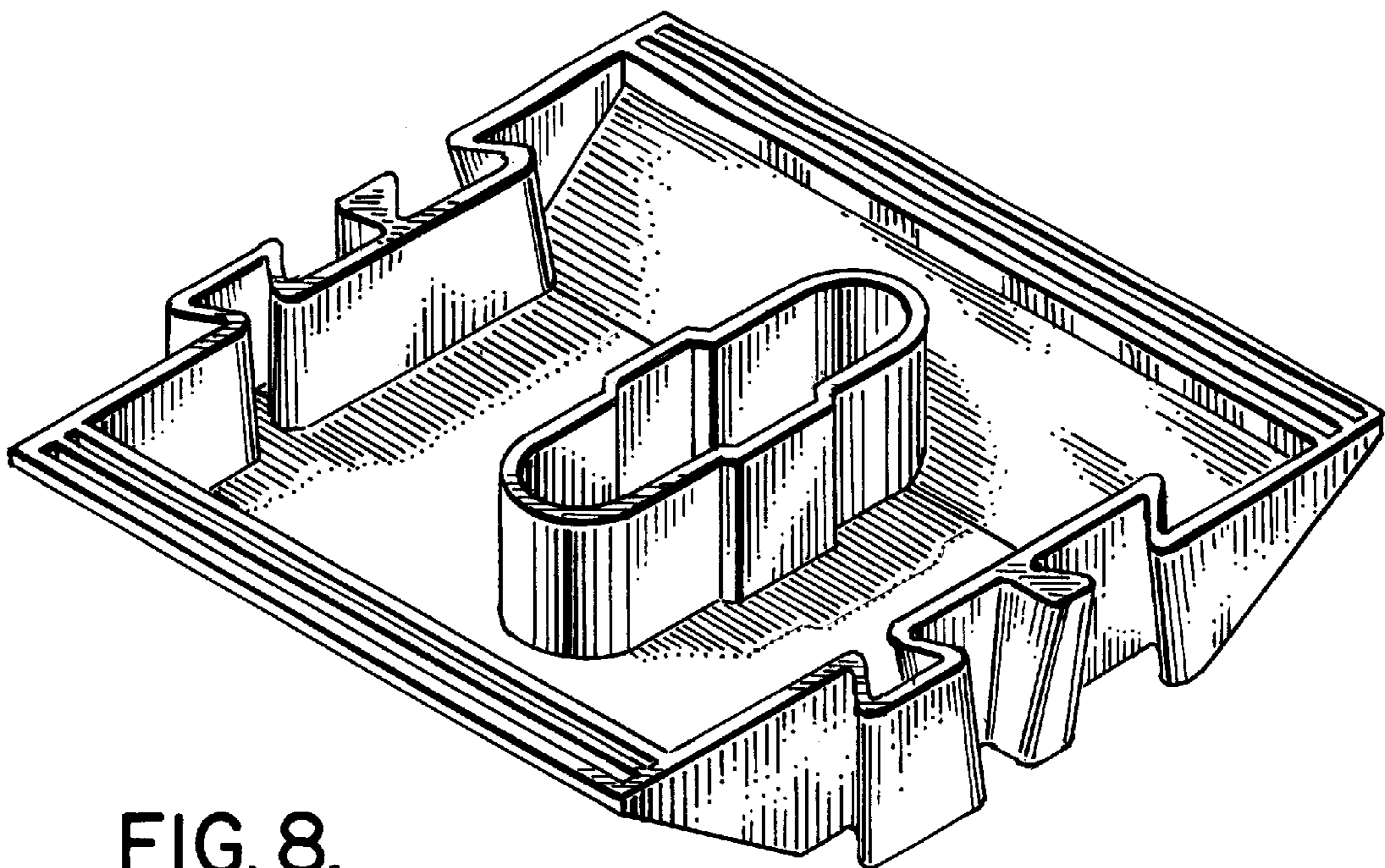


FIG. 8.