



US00D479811S

(12) **United States Design Patent**
Yamazaki et al.

(10) **Patent No.: US D479,811 S**

(45) **Date of Patent: ** Sep. 23, 2003**

(54) **PULL TAB OF A SLIDE FASTENER SLIDER**

D395,693 S * 6/1998 Yuki D11/221

(75) Inventors: **Miki Yamazaki**, Kurobe (JP); **Fumiko Kawamura**, Kurobe (JP); **Hiroko Mitomi**, Yokohama (JP)

FOREIGN PATENT DOCUMENTS

JP	62-85114	5/1987
TW	455057	11/2001
TW	455062	11/2001

(73) Assignee: **YKK Corporation**, Tokyo (JP)

* cited by examiner

(**) Term: **14 Years**

Primary Examiner—Ralf Seifert

(21) Appl. No.: **29/173,502**

(74) *Attorney, Agent, or Firm*—Bell, Boyd & Lloyd LLC

(22) Filed: **Dec. 30, 2002**

(57) **CLAIM**

(30) **Foreign Application Priority Data**

The ornamental design for a pull tab of a slide fastener slider, as shown and described.

Jul. 1, 2002 (JP) 2002-017609

DESCRIPTION

(51) **LOC (7) Cl.** **02-07**

(52) **U.S. Cl.** **D11/221**

(58) **Field of Search** D11/200, 221;
24/415-417, 419, 421, 427-431, 381, 385,
387

FIG. 1 is a front elevational view of a pull tab of a slide fastener slider of the claimed design, the rear elevational view is symmetrical to the front elevational view;

FIG. 2 is a top view of the design of FIG. 1

FIG. 3 is a bottom view of the design of FIG. 1;

FIG. 4 is a right side view of the design of FIG. 1;

FIG. 5 is a left side view of the design of FIG. 1; and,

FIG. 6 is a cross-sectional view of the design of FIG. 1, taken on section lines 6-6 of FIG. 1.

(56) **References Cited**

U.S. PATENT DOCUMENTS

2,181,281 A	*	11/1939	Morin	24/415
D324,663 S	*	3/1992	Ebata	D11/221
D379,162 S	*	5/1997	Melk	D11/221

1 Claim, 3 Drawing Sheets




FIG. 1

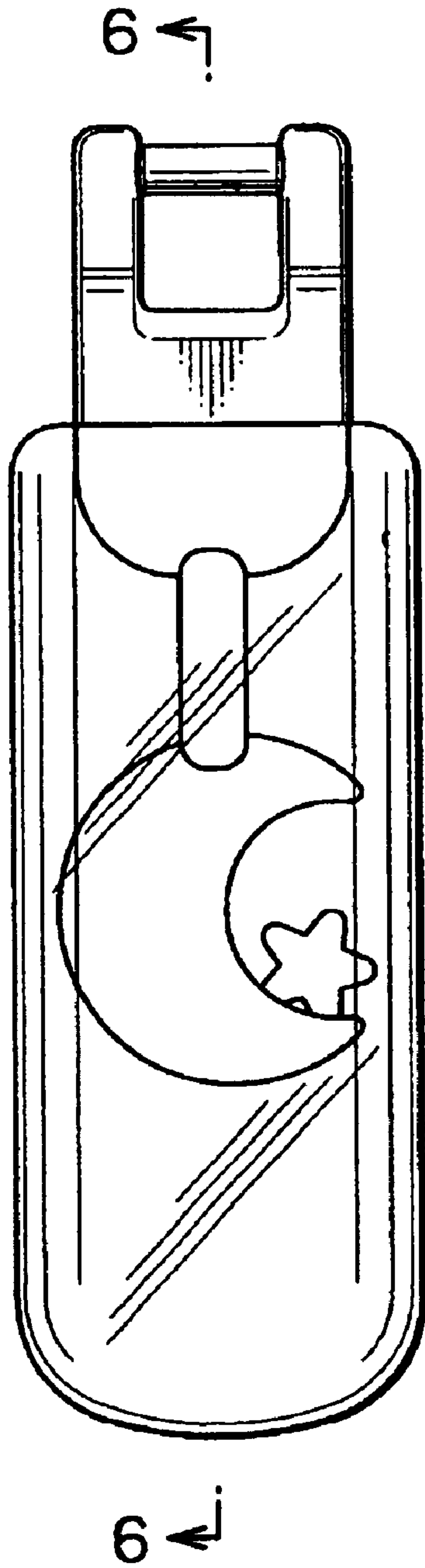


FIG. 2




FIG. 3

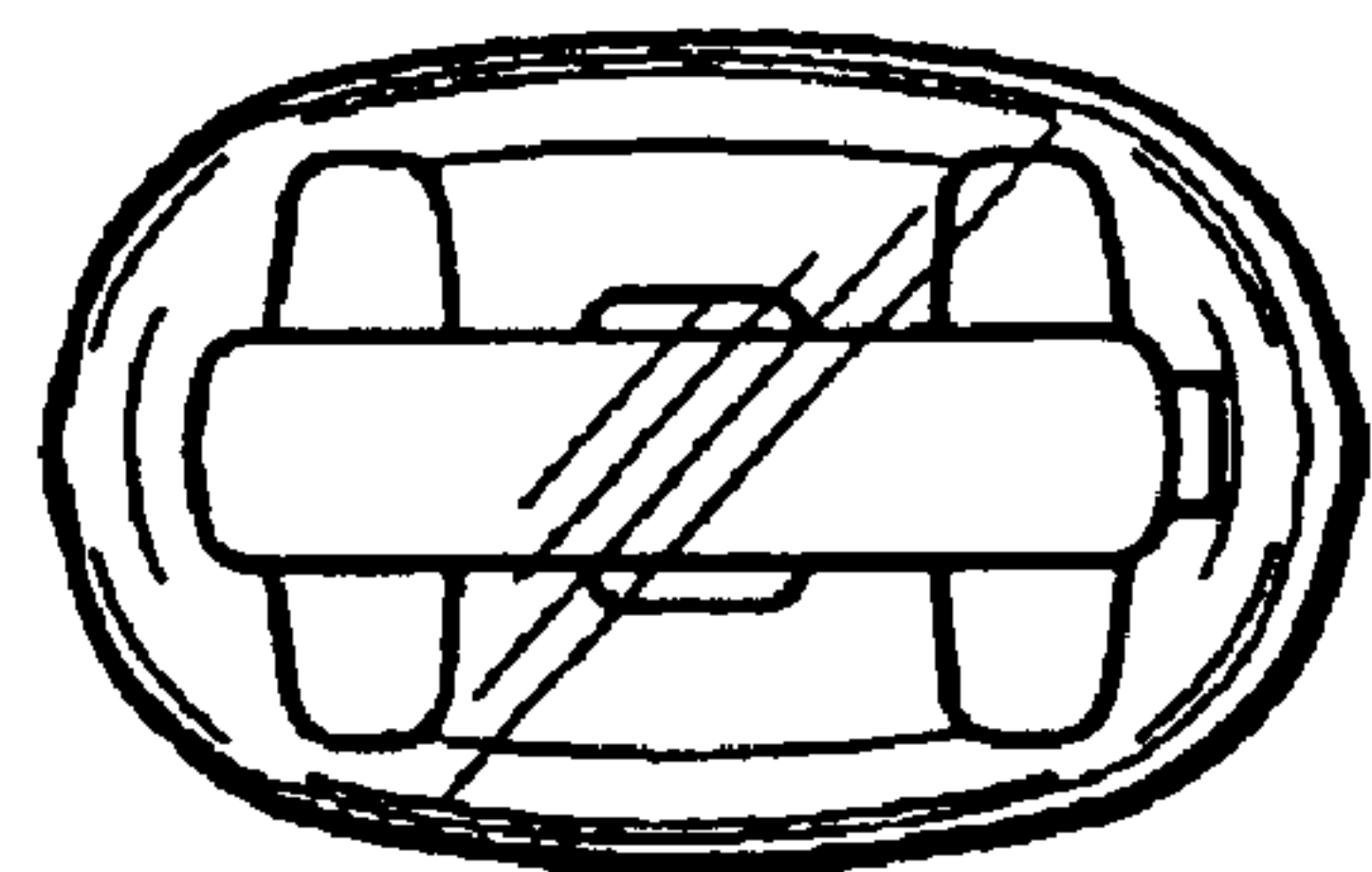


FIG. 4

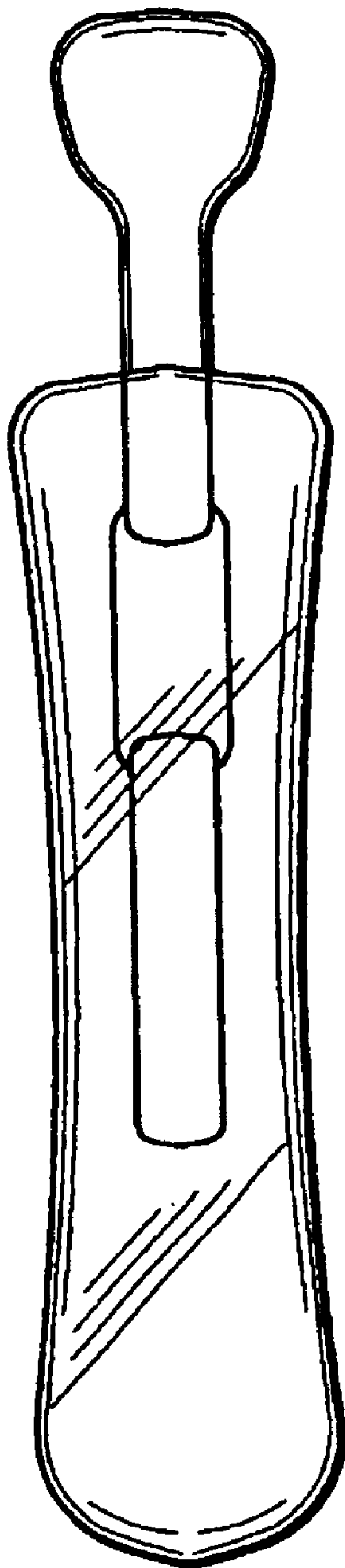


FIG. 5

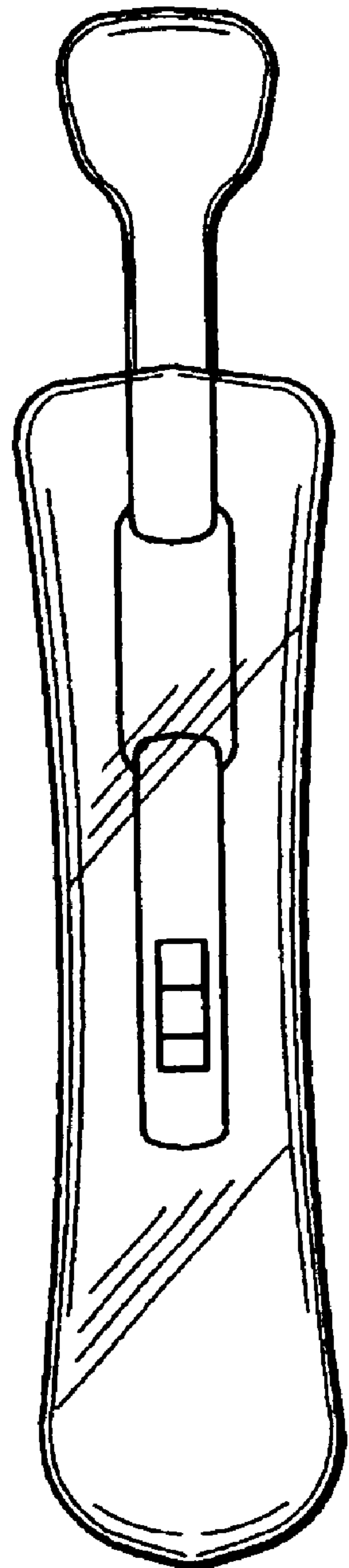


FIG. 6

