



US00D479806S

(12) **United States Design Patent**
Nilsson

(10) **Patent No.:** **US D479,806 S**

(45) **Date of Patent:** **** Sep. 23, 2003**

(54) **COMBINED BOWL AND COVER FOR HOUSEHOLD PURPOSES**

Primary Examiner—Terry A. Wallace

(74) *Attorney, Agent, or Firm*—Bachman & LaPointe, P.C.

(75) **Inventor:** **Eva Nilsson, Varnamo (SE)**

(57) **CLAIM**

(73) **Assignee:** **Linden International AB, Varnamo (SE)**

The ornamental design for a combined bowl and cover for household purposes, as shown and described.

(**) **Term:** **14 Years**

(21) **Appl. No.:** **29/163,024**

DESCRIPTION

(22) **Filed:** **Jun. 20, 2002**

FIG. 1 side view of the combined bowl and cover for household purposes showing my new design;

(30) **Foreign Application Priority Data**

Dec. 21, 2001 (SE) 01-4310

FIG. 2 is a top perspective view thereof;

(51) **LOC (7) Cl.** **10-05**

FIG. 3 is a top perspective view thereof with only a portion of the lid shown for clarity of illustration;

(52) **U.S. Cl.** **D10/46.2; D7/538; D7/629**

(58) **Field of Search** **D10/46.2, 46.3; 73/426-429; D7/538-549, 602, 629; 220/281, 557, 662, 675, 780-783, 792-794, 796-799, 801, 805**

FIG. 4 is a bottom view of cover, shown separately for clarity of illustration;

FIG. 5 is a bottom view of a portion of the cover shown separately for clarity of illustration;

(56) **References Cited**

U.S. PATENT DOCUMENTS

1,507,968 A * 9/1924 Johnson 73/427
D334,113 S * 3/1993 Lewis et al. D7/629
D417,847 S * 12/1999 Rush et al. D7/629
D446,084 S * 8/2001 Schulein D7/629

FIG. 6 is a side view of the bowl portion shown separately for clarity of illustration;

FIG. 7 is a bottom perspective view of FIG. 6;

FIG. 8 is a top perspective view of FIG. 6;

OTHER PUBLICATIONS

Mirro Catalog #118, 1941, p. 15, Sauce Pan, second from the bottom.*

FIG. 9 is a top plan view of FIG. 6; and,

Mirro Catalog #118, 1941, p. 38, Bowl, second from the top.*

FIG. 10 is a bottom plan view of FIG. 10.

* cited by examiner

1 Claim, 4 Drawing Sheets






FIG. 1



FIG. 2




FIG. 3



FIG. 4




FIG. 5




FIG. 6




FIG. 7




FIG. 8



FIG. 9



FIG. 10