



US00D479802S

(12) **United States Design Patent**
Arduini

(10) **Patent No.:** **US D479,802 S**

(45) **Date of Patent:** **** Sep. 23, 2003**

(54) **CONTAINER WITH LID**

(75) Inventor: **Giovanni Arduini, Milan (IT)**

(73) Assignee: **Click Clack Limited (NZ)**

(**) Term: **14 Years**

(21) Appl. No.: **29/142,276**

(22) Filed: **May 21, 2001**

(30) **Foreign Application Priority Data**

Feb. 21, 2001 (NZ) 401492

(51) **LOC (7) Cl.** **09-01**

(52) **U.S. Cl.** **D9/505; D9/558**

(58) **Field of Search** D9/500, 502-504,
D9/516, 529, 549, 530, 558, 575, 443,
454; D7/612-615; 215/375, 376, 381-385,
396, 398, 400; 220/369; 222/206

(56) **References Cited**

U.S. PATENT DOCUMENTS

3,208,627	A	*	9/1965	Lipske	220/270
D227,003	S	*	5/1973	Graham	D9/504
D265,176	S	*	6/1982	Bock	D34/39
D267,071	S	*	11/1982	Carlson	D7/612
D274,224	S	*	6/1984	Weaver et al.	D9/556
4,542,029	A	*	9/1985	Caner et al.	206/519
D285,656	S	*	9/1986	Champion	D9/503
D321,318	S	*	11/1991	Gunter	D9/503

D341,780	S	*	11/1993	Turner	D9/520
D394,184	S	*	5/1998	Demore	D9/443 X
D435,398	S	*	12/2000	Arduini	D7/615

* cited by examiner

Primary Examiner—Ted Shooman

Assistant Examiner—Carol Rademaker

(74) *Attorney, Agent, or Firm*—Blakely, Sokoloff, Taylor & Zafman

(57) **CLAIM**

The ornamental design for a container with lid, as shown and described.

DESCRIPTION

FIG. 1 is a perspective view of the lid showing my new design;

FIG. 2 is a plan view of the lid thereof from the top of FIG. 1;

FIG. 3 is a side elevational view thereof from FIG. 1;

FIG. 4 is a perspective view of the container with lid;

FIG. 5 is a side elevational view thereof from the side of FIG. 4;


FIG. 6 is an underneath plan view of the container;

FIG. 7 is a perspective view of the container from below;

FIG. 8 is a perspective view of a smaller scale variation of the container with lid shown in FIG. 4; and,

FIG. 9 is a larger scale variation of the container with lid shown in FIG. 4.

1 Claim, 9 Drawing Sheets



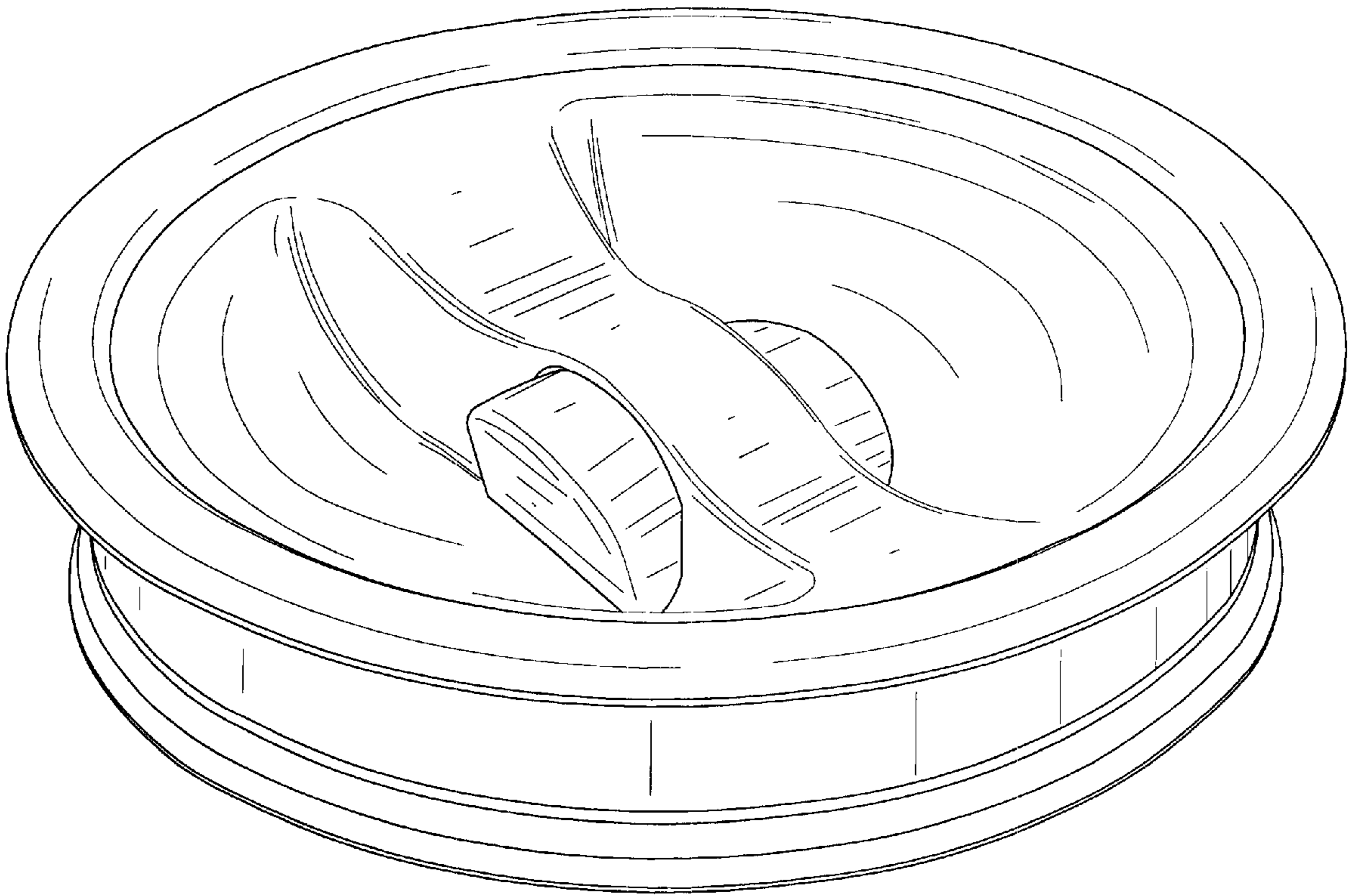


FIG. 1

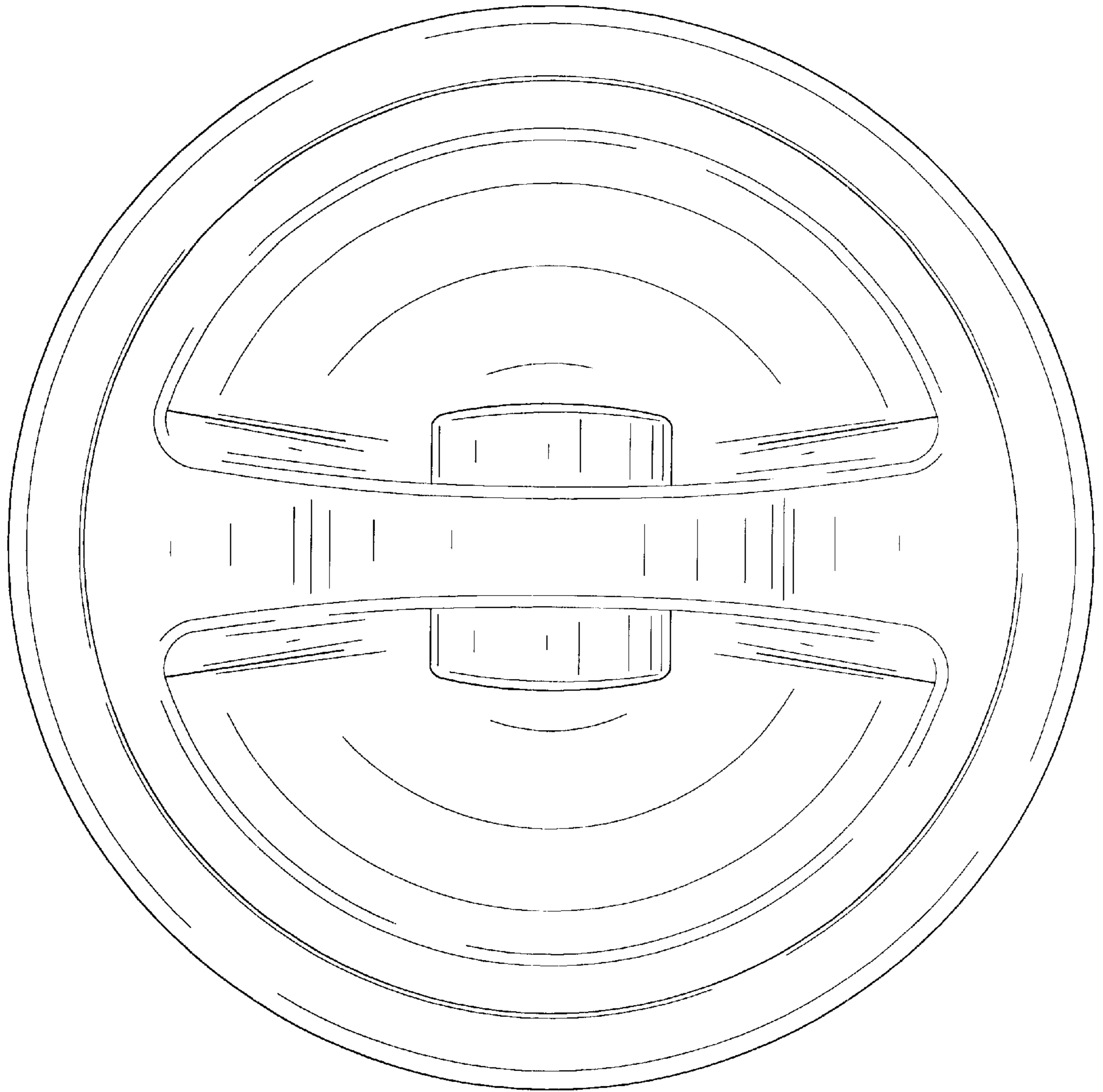


FIG. 2

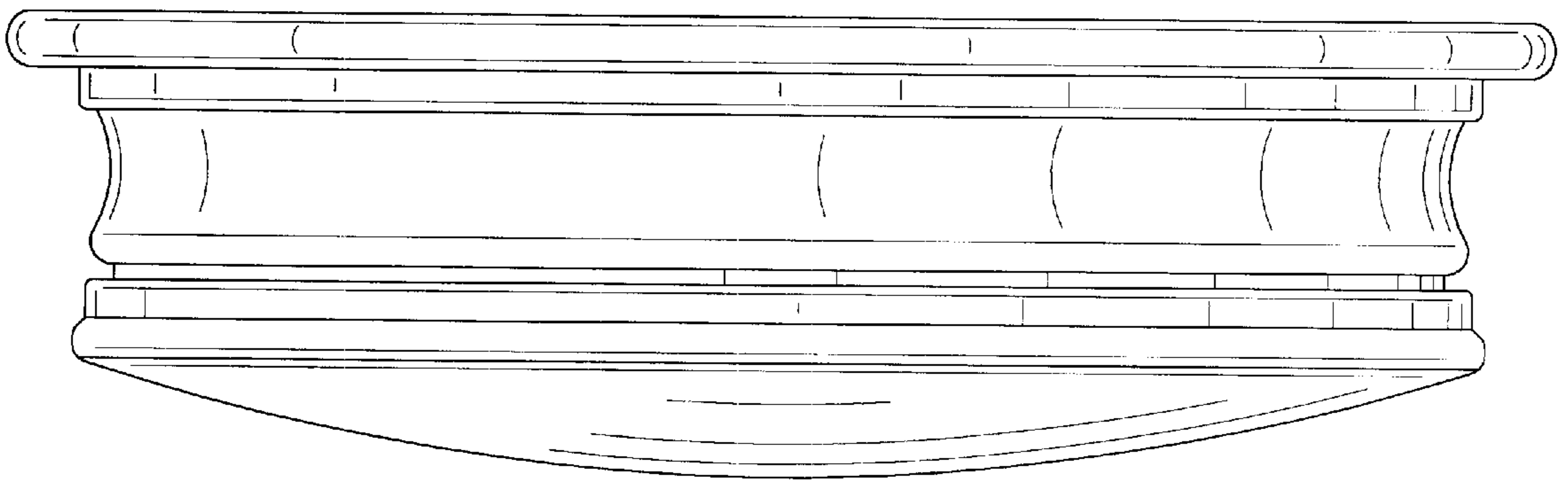


FIG. 3




FIG. 4




FIG. 5

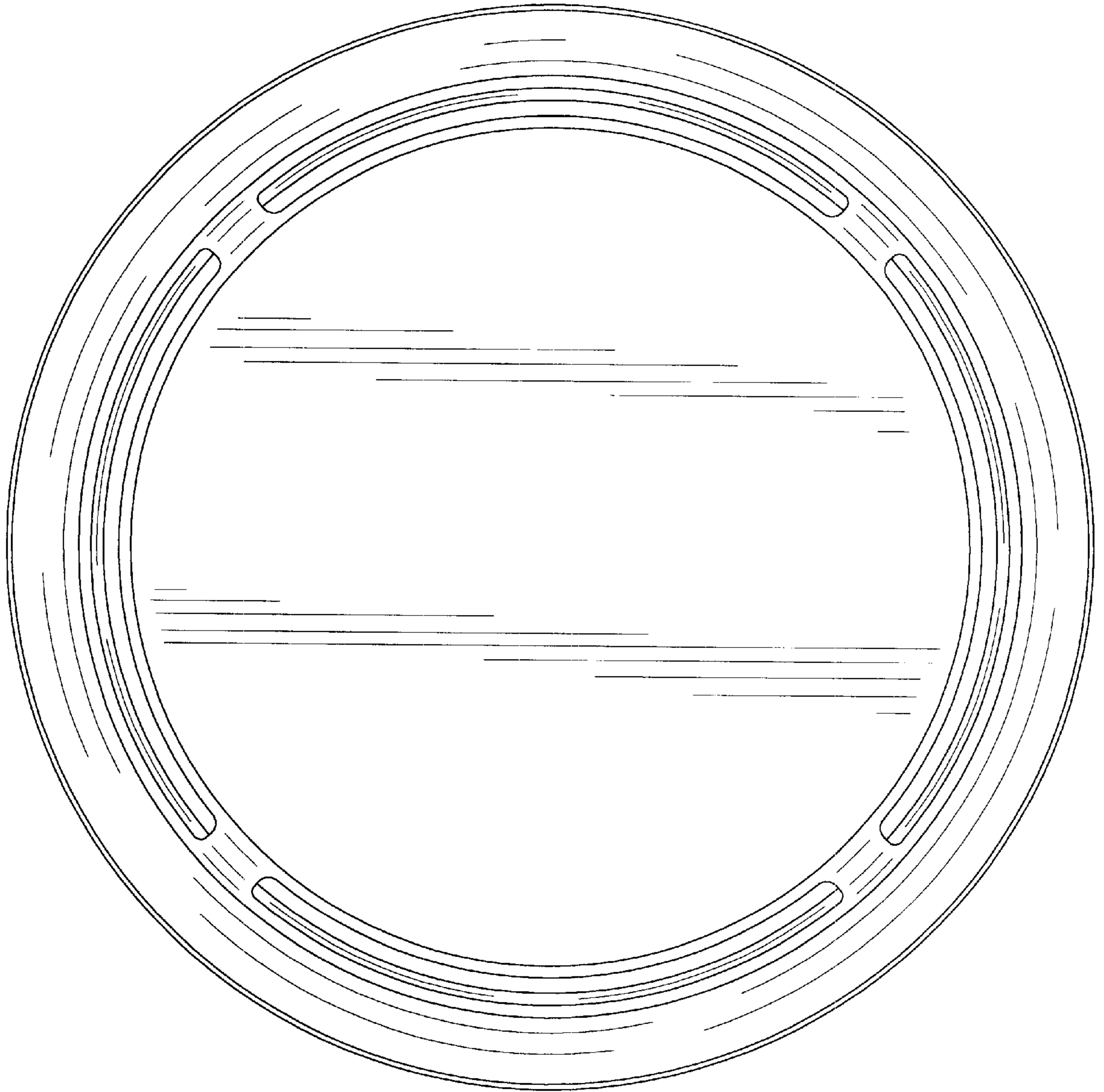


FIG. 6

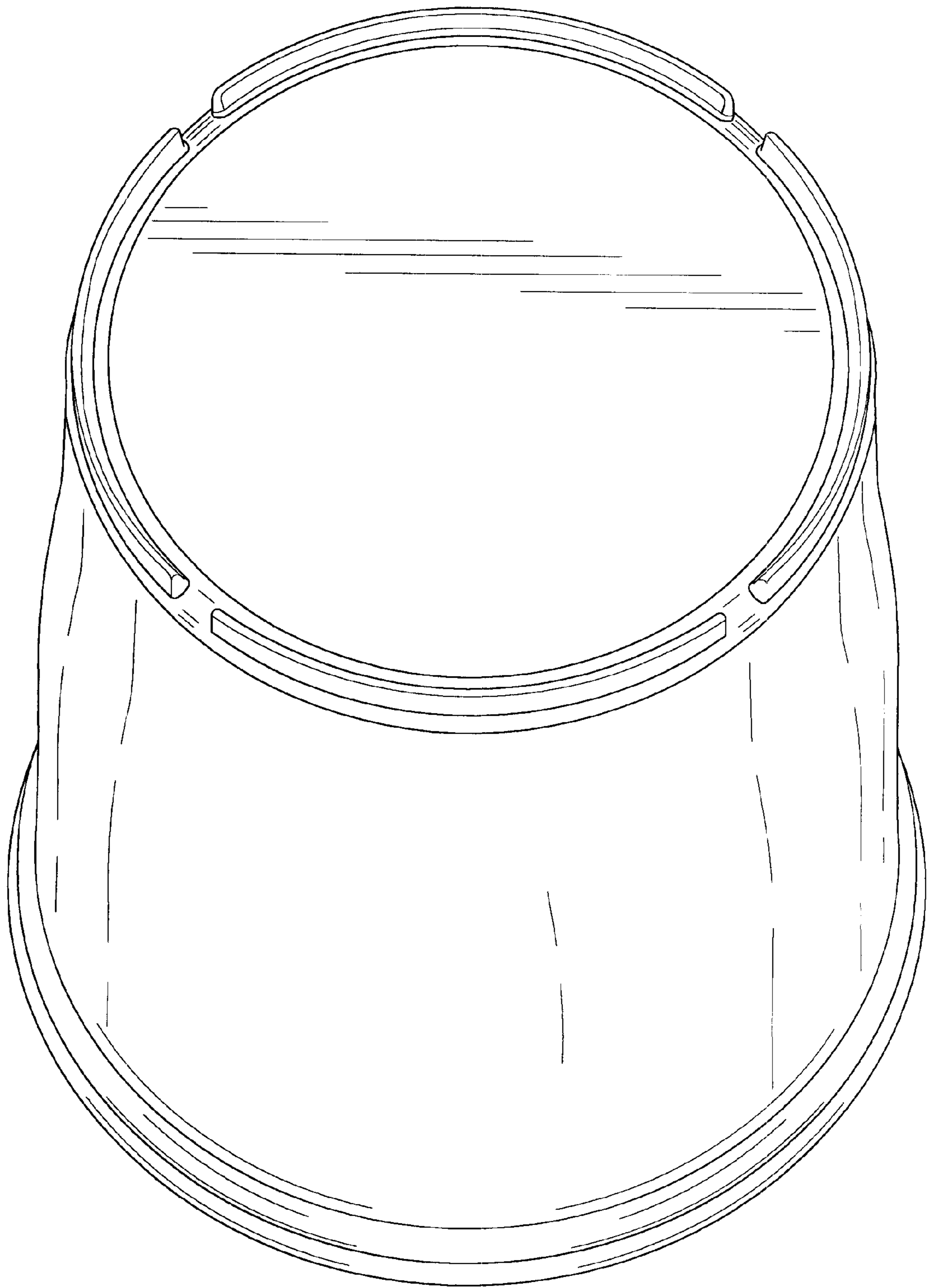


FIG. 7



FIG. 8




FIG. 9

UNITED STATES PATENT AND TRADEMARK OFFICE
CERTIFICATE OF CORRECTION

PATENT NO. : Des. 479,802 S
APPLICATION NO. : 29/142276
DATED : September 23, 2003
INVENTOR(S) : Arduini

Page 1 of 1

It is certified that error appears in the above-identified patent and that said Letters Patent is hereby corrected as shown below:

Title page.

Item [57], **DESCRIPTION,**

Figure 1, delete "new design;" and insert -- new design, shown separately for clarity of illustration; --.

Figure 2, delete "Figure 1;" and insert -- Figure 1, shown separately for clarity of illustration; --.

Figure 3, delete "Figure 1;" and insert -- Figure 1, shown separately for clarity of illustration; --.

Figure 8, after "view of a" insert -- second embodiment showing a --.

Figure 9, after "Fig. 9 is" insert -- a perspective view of a third embodiment showing --.

Signed and Sealed this

Twenty-seventh Day of June, 2006

A handwritten signature in black ink on a light gray dotted background. The signature reads "Jon W. Dudas" in a cursive, stylized script.

JON W. DUDAS

Director of the United States Patent and Trademark Office