



US00D479801S

(12) **United States Design Patent**  
**Carmichael et al.**

(10) **Patent No.:** **US D479,801 S**

(45) **Date of Patent:** **\*\* Sep. 23, 2003**

(54) **CAP**

(75) **Inventors:** **Gary H. Carmichael**, Des Plaines, IL (US); **Peter Privert**, Naperville, IL (US)

(73) **Assignee:** **Kraft Foods Holdings, Inc.**, Northfield, IL (US)

(\*\*) **Term:** **14 Years**

(21) **Appl. No.:** **29/174,562**

(22) **Filed:** **Jan. 21, 2003**

(51) **LOC (7) Cl.** ..... **09-07**

(52) **U.S. Cl.** ..... **D9/447; D9/435; D7/401.1**

(58) **Field of Search** ..... **D7/591, 596, 401.1; D9/447, 337, 435, 307, 515; 222/565, 562, 189.02**

(56) **References Cited**

**U.S. PATENT DOCUMENTS**

D45,586 S \* 4/1914 Cross ..... D9/515

2,729,363 A \* 1/1956 Bauer et al. .... 222/189.02  
D346,958 S \* 5/1994 Olson ..... D9/307  
6,116,469 A \* 9/2000 Wallays et al. .... 222/565

\* cited by examiner

*Primary Examiner*—Louis S. Zarfes

*Assistant Examiner*—Gregory Andoll

(74) *Attorney, Agent, or Firm*—Fitch, Even, Tabin, & Flannery

(57) **CLAIM**

The ornamental design for a cap, as shown and described.

**DESCRIPTION**

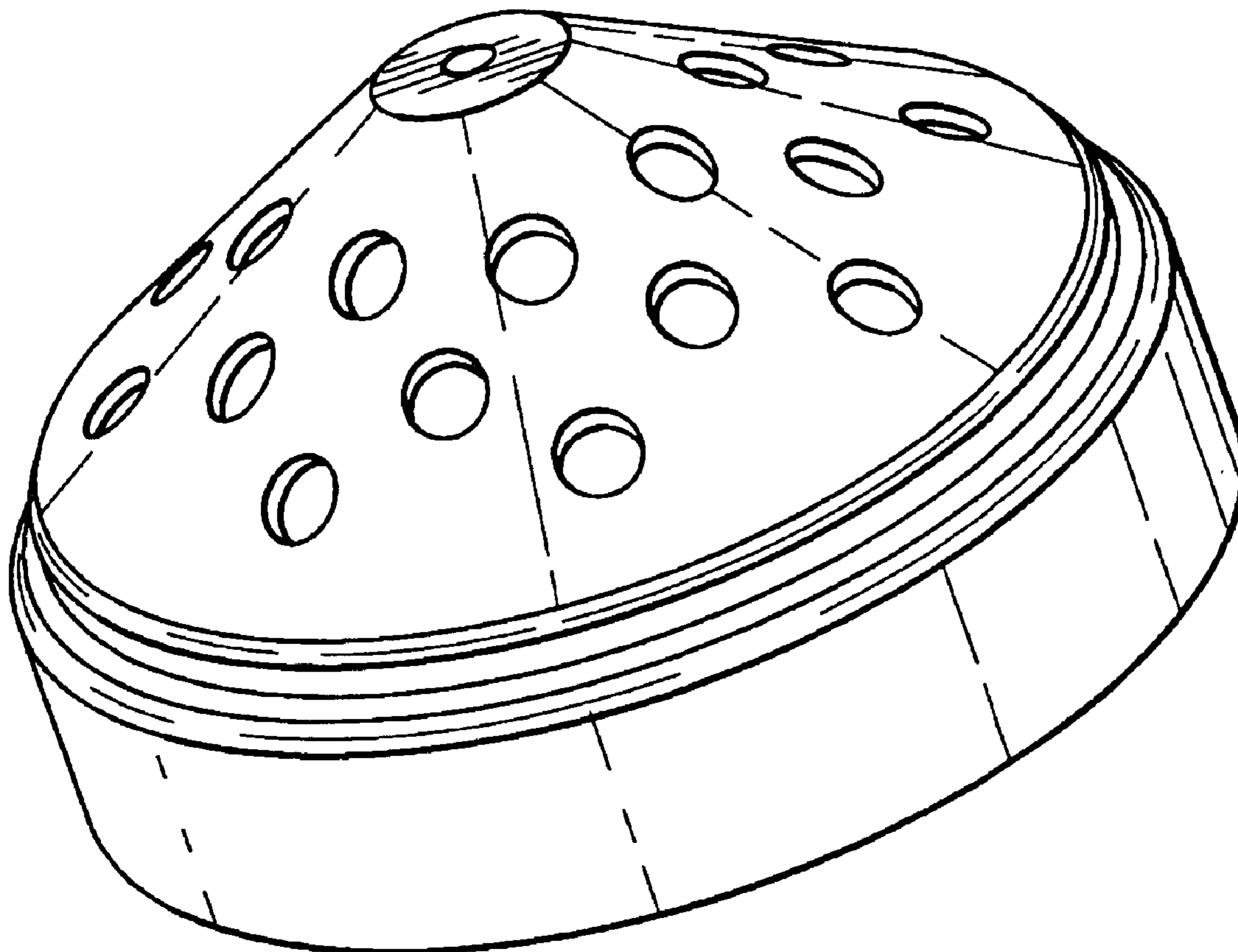
FIG. 1 is a perspective view of a cap showing our new design;

FIG. 2 is a bottom plan view of the cap of FIG. 1

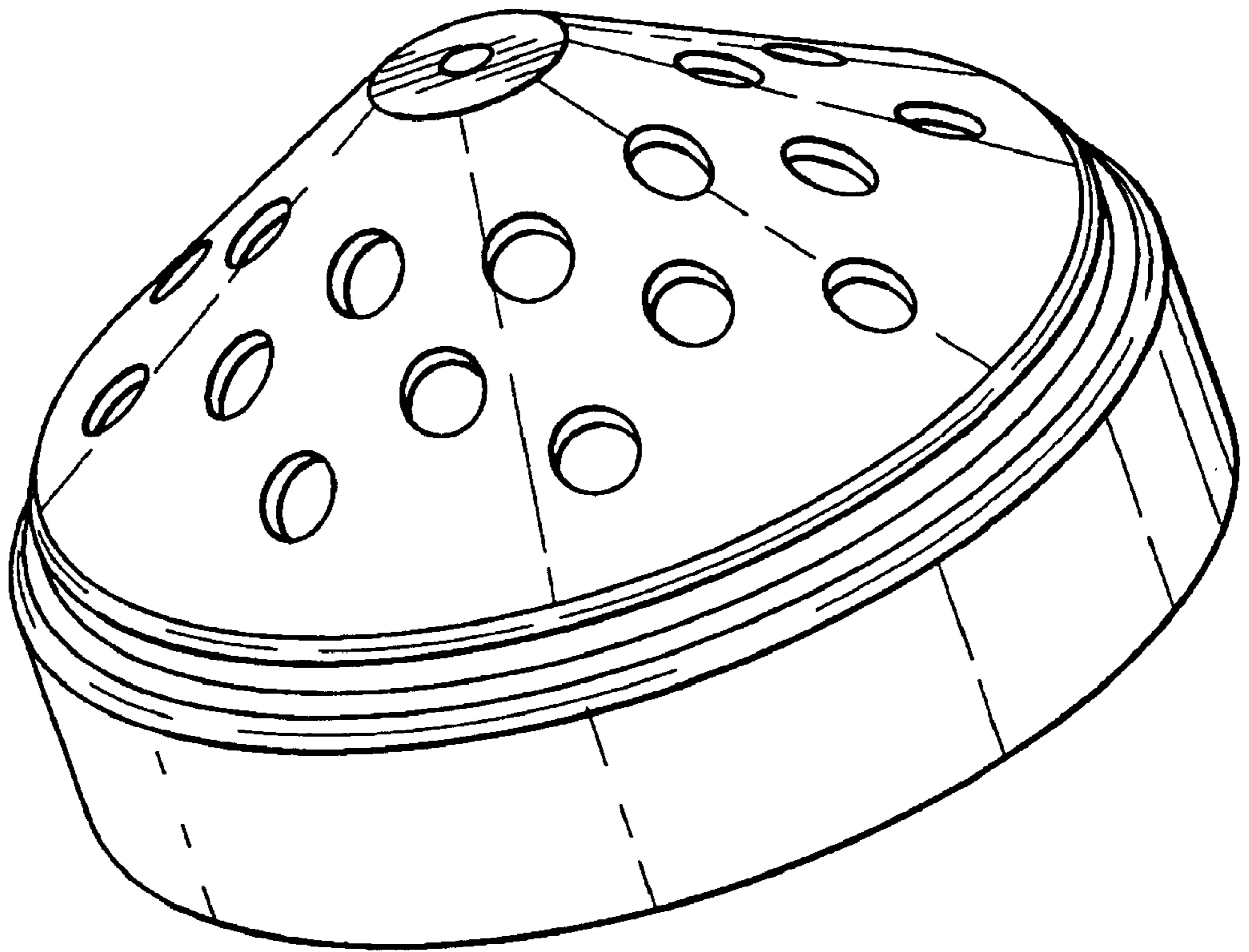
FIG. 3 is a top plan view of the cap of FIG. 1; and,

FIG. 4 is a side elevational view of the cap of FIG. 1, each side being identical.

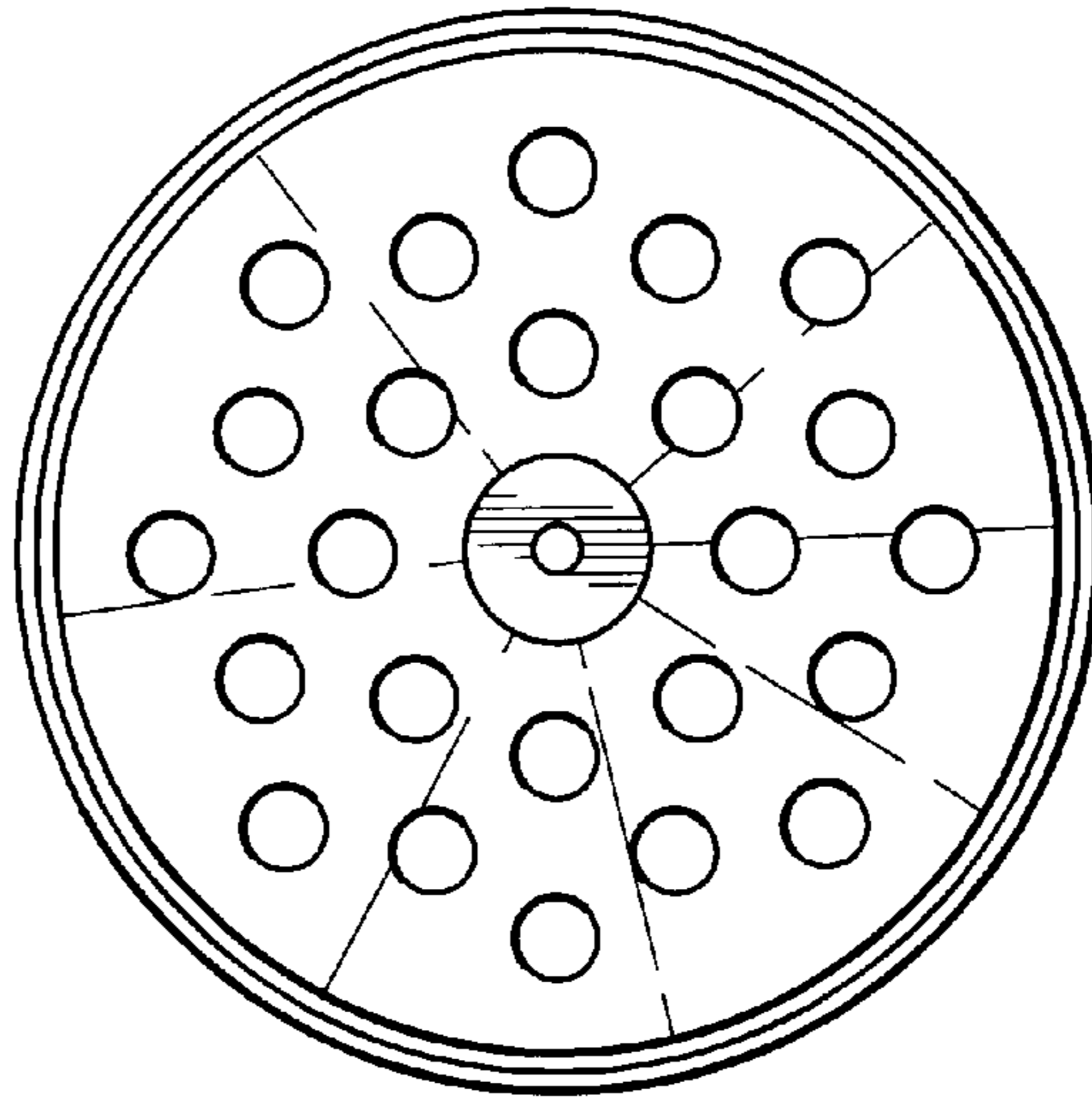
**1 Claim, 2 Drawing Sheets**



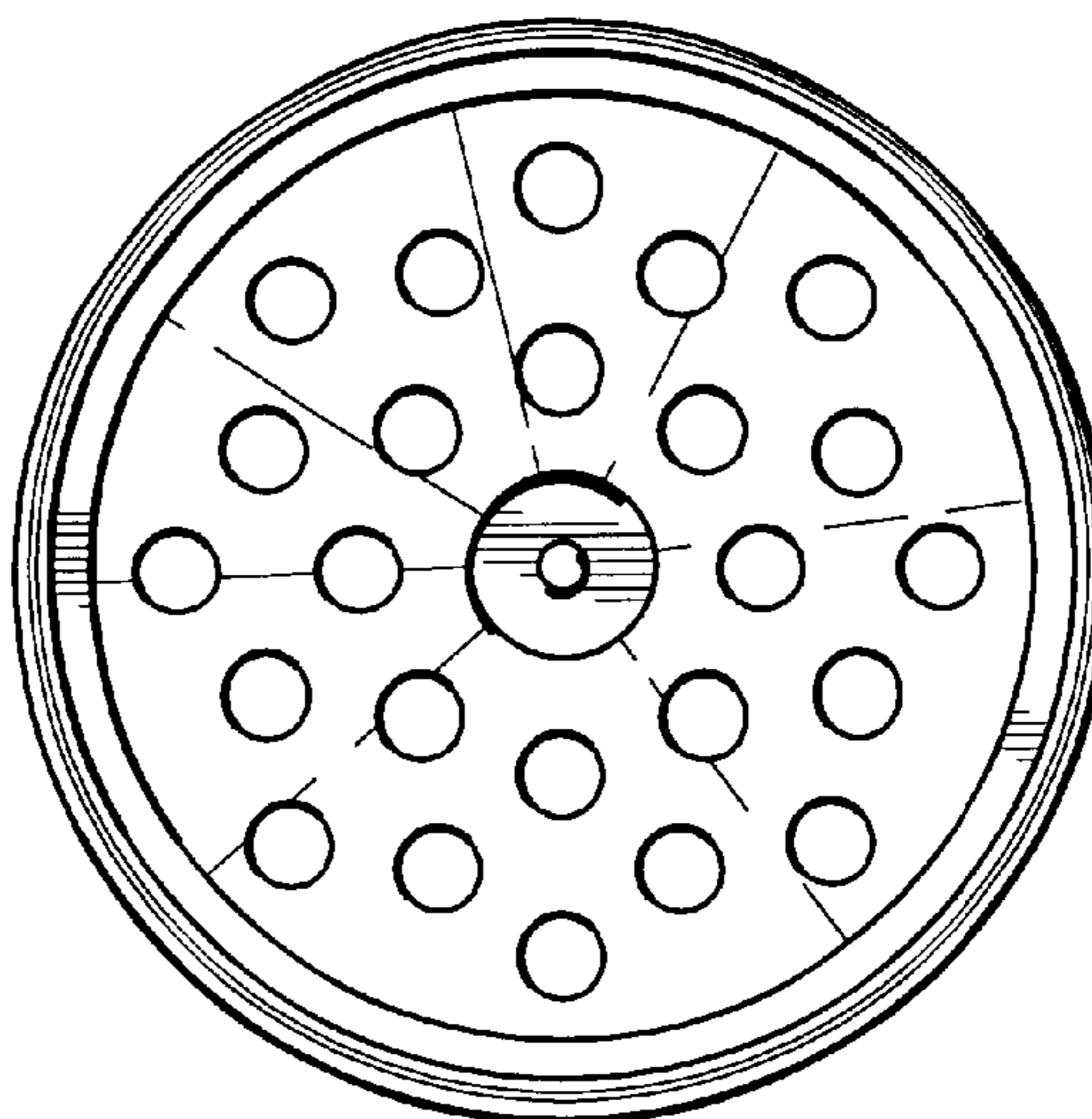
*Fig. 1*



*Fig. 2*



*Fig. 3*



*Fig. 4*

