



US00D479790S

(12) **United States Design Patent**
Dewald et al.

(10) **Patent No.:** **US D479,790 S**

(45) **Date of Patent:** **** Sep. 23, 2003**

(54) **PULL (CHECKER BOARD)**

(75) **Inventors:** **Kevin Dewald**, Spring Lake, MI (US);
Scott A. Thor, Comstock Park, MI (US)

(73) **Assignee:** **Belwith International, Ltd.**,
Grandville, MI (US)

(**) **Term:** **14 Years**

(21) **Appl. No.:** **29/153,649**

(22) **Filed:** **Jan. 10, 2002**

(51) **LOC (7) Cl.** **08-06**

(52) **U.S. Cl.** **D8/310; D8/305**

(58) **Field of Search** D8/300-302, 305,
D8/307, 310, 315-320; D23/250-254; D21/348,
347; 16/110.1, 412, 414, 415-420, 441,
443-446; 292/347

(56) **References Cited**

U.S. PATENT DOCUMENTS

D77,604 S * 1/1929 La Pierre D8/310
D186,053 S * 9/1959 Clayton D8/310
3,359,003 A * 12/1967 Kass D21/348

D361,493 S * 8/1995 Chieda D8/310
D372,414 S * 8/1996 De'Armond D8/317
D407,124 S * 3/1999 Melander D21/349

OTHER PUBLICATIONS

Jaybee Mfg. Corp. Cabinet & Hardware Catalog; copyright 1979; p. 18; pull535.*
Amerock Hardware Catalog; received Aug. 1984; p. 8; knob 649.*

* cited by examiner

Primary Examiner—B. J. Bullock

(74) *Attorney, Agent, or Firm*—Rader, Fishman & Grauer PLLC

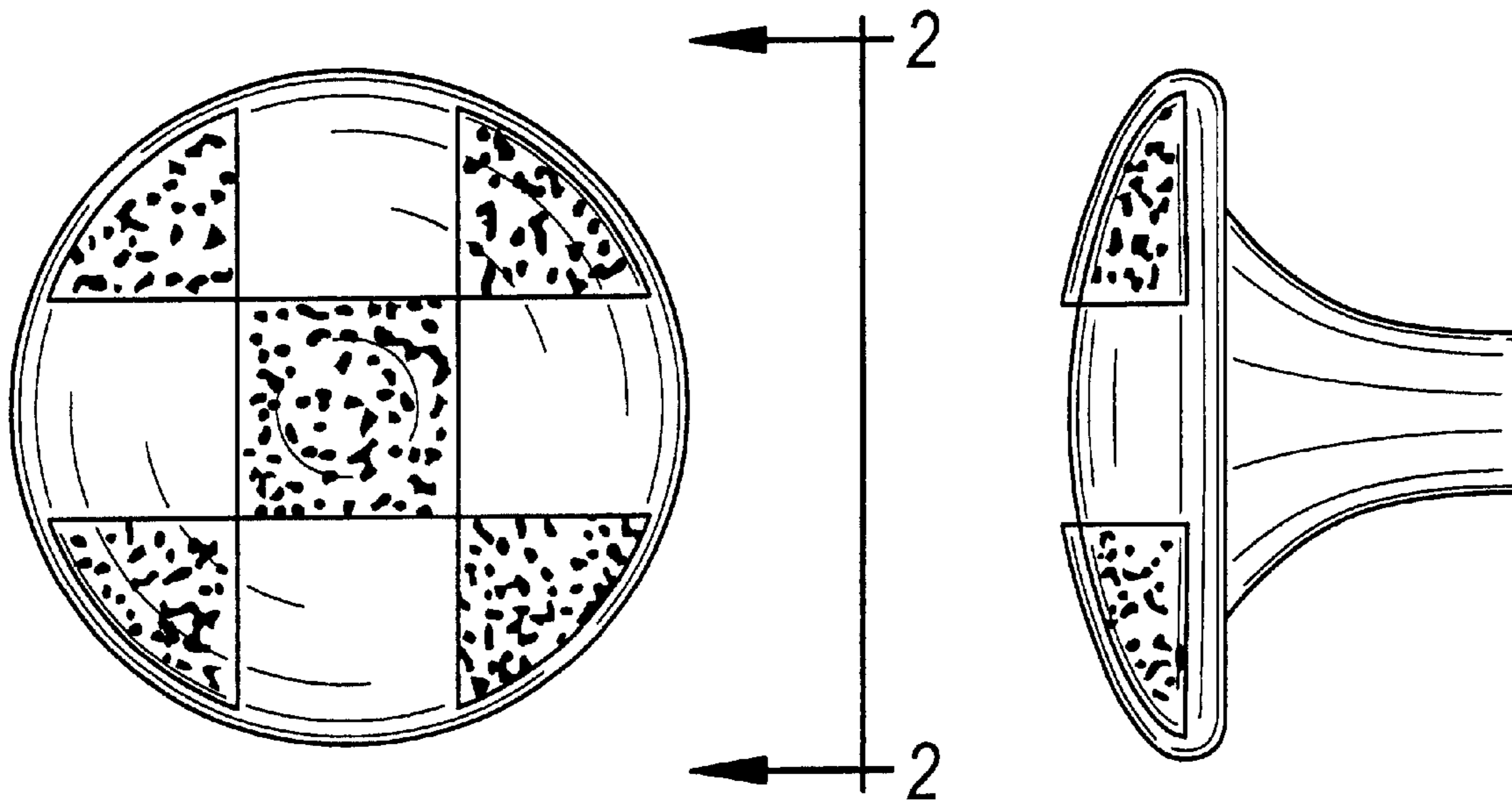
(57) **CLAIM**

The ornamental design for a pull (checker board), as shown and described.

DESCRIPTION

FIG. 1 is a front elevational view of the pull of the present invention; and,
FIG. 2 is a right side elevational view taken in the direction of the arrows on line 2—2 of FIG. 1.

1 Claim, 1 Drawing Sheet



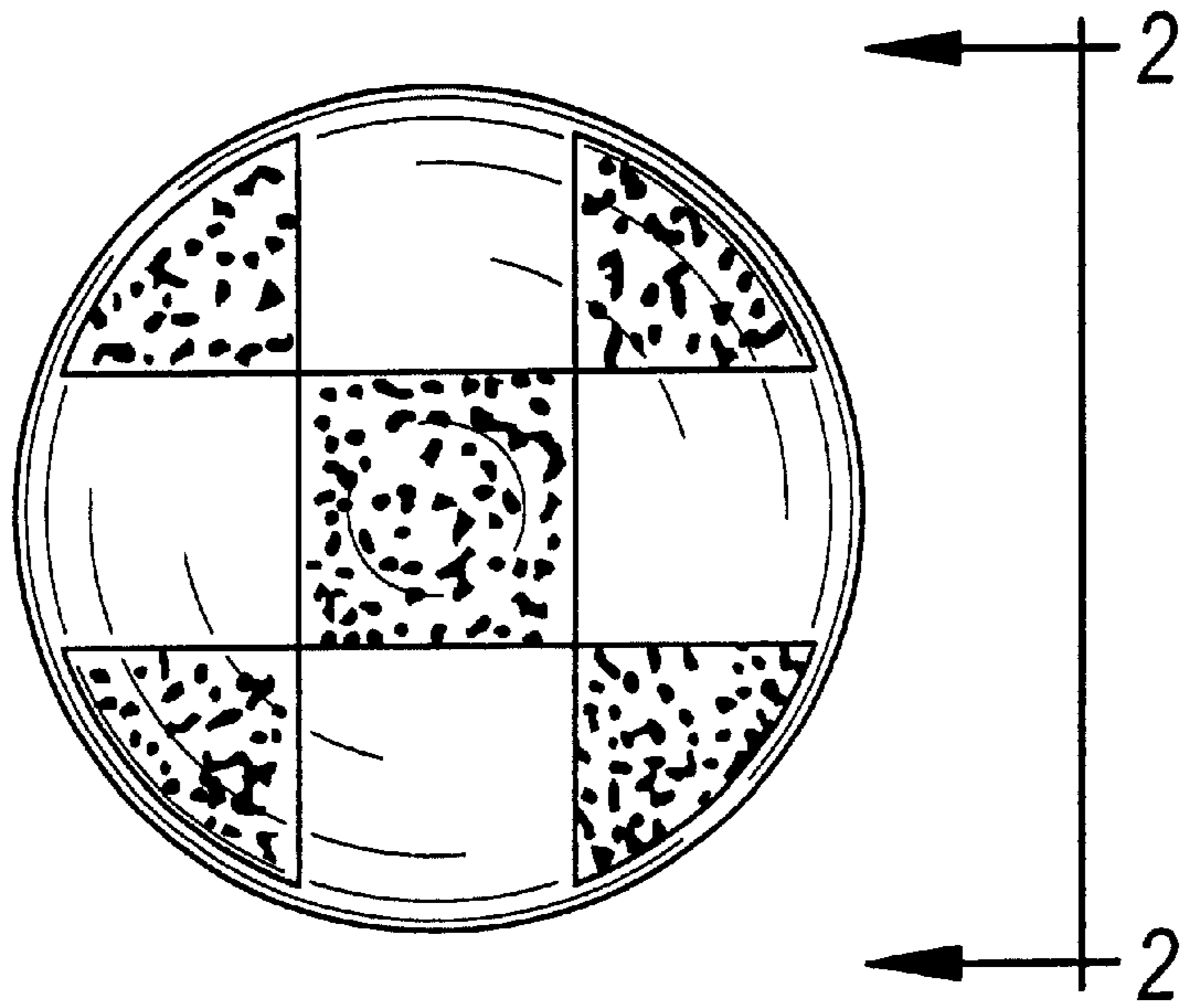


FIG. 1

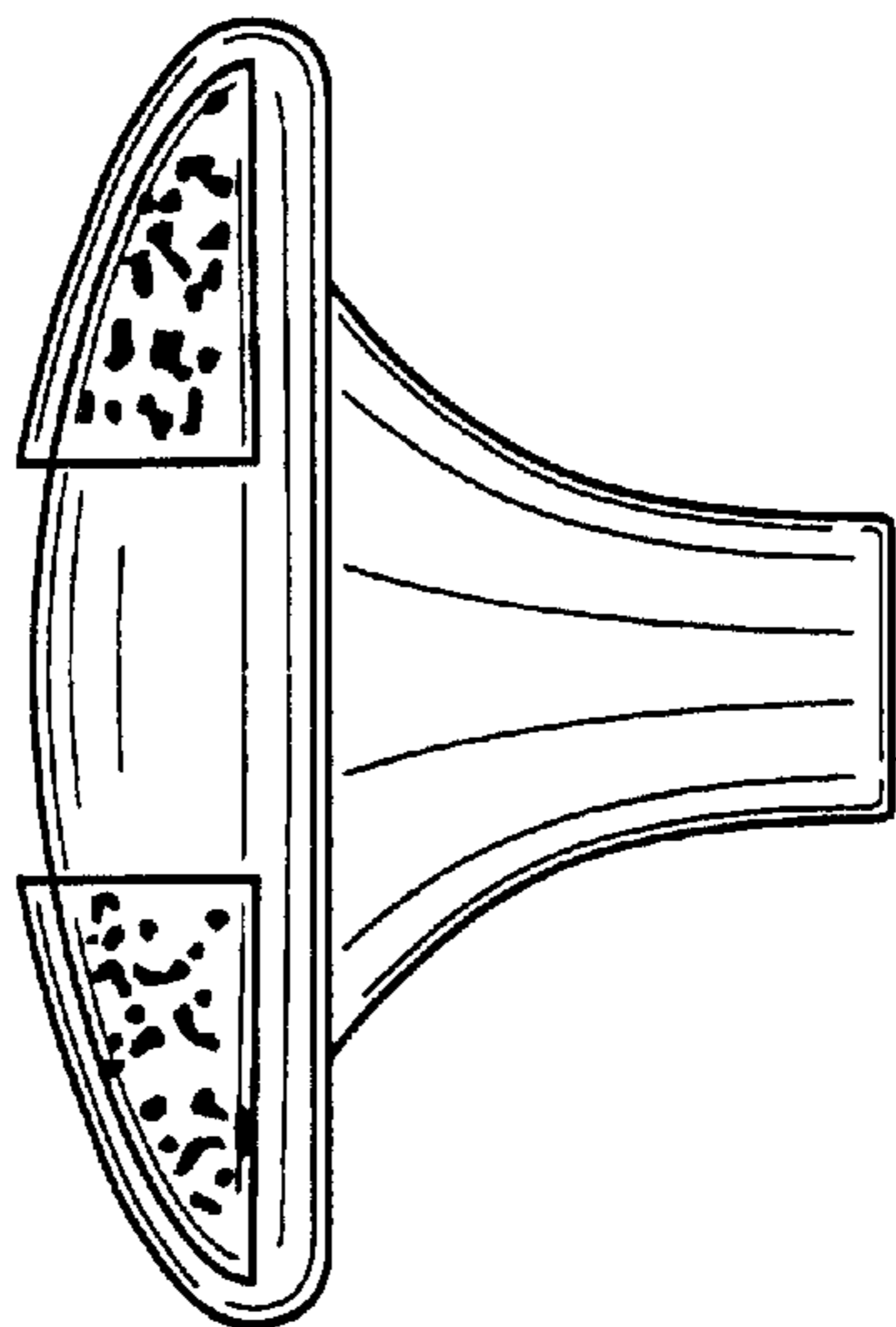


FIG. 2