



US00D479783S

(12) **United States Design Patent**
Ancona

(10) **Patent No.:** **US D479,783 S**

(45) **Date of Patent:** **** Sep. 23, 2003**

(54) **TRIVET**

(75) **Inventor:** **Bruce Ancona**, New York, NY (US)

(73) **Assignee:** **J.P. Products, L.L.C.**, New York, NY (US)

(**) **Term:** **14 Years**

(21) **Appl. No.:** **29/171,389**

(22) **Filed:** **Nov. 21, 2002**

(51) **LOC (7) Cl.** **07-99**

(52) **U.S. Cl.** **D7/388; D7/387; D7/213**

(58) **Field of Search** **D7/354, 213, 387, D7/388, 408, 409, 407, 624.1; 99/440, 446; 211/181.1; D6/403; D26/149; 248/346, 176.2**

(56) **References Cited**

U.S. PATENT DOCUMENTS

| | | | | | |
|------------|---|---------|----------|-------|---------|
| D55,188 S | * | 5/1920 | Massing | | D7/345 |
| D75,465 S | * | 6/1928 | Bach | | D26/149 |
| D75,467 S | * | 6/1928 | Bach | | D26/149 |
| D157,480 S | * | 2/1950 | Foss | | D7/388 |
| D169,719 S | * | 6/1953 | Agee | | D7/408 |
| D184,503 S | * | 3/1959 | Bauerle | | D7/388 |
| D197,408 S | * | 1/1964 | Roubound | | D7/388 |
| D216,270 S | * | 12/1969 | Beckman | | D7/388 |

| | | | | | |
|-------------|---|---------|----------------|-------|--------|
| D224,838 S | * | 9/1972 | Douglas | | D6/563 |
| D239,692 S | * | 4/1976 | Ashton | | D7/388 |
| D240,995 S | * | 8/1976 | Hemphill | | D7/409 |
| D251,107 S | * | 2/1979 | Ottier | | D7/409 |
| D265,790 S | * | 8/1982 | Taylor | | D7/388 |
| D269,321 S | * | 6/1983 | Zannini | | D7/388 |
| D331,172 S | * | 11/1992 | Austin | | D7/409 |
| D371,719 S | * | 7/1996 | Perry | | D7/388 |
| D404,964 S | * | 2/1999 | Goodman et al. | | D7/388 |
| D405,290 S | * | 2/1999 | Hollinger | | D6/403 |
| 5,934,185 A | * | 8/1999 | Sonnier | | 99/440 |
| D434,598 S | * | 12/2000 | Goodman et al. | | D7/388 |

* cited by examiner

Primary Examiner—M. N. Pandozzi

(74) *Attorney, Agent, or Firm*—Gerald Kraai

(57) **CLAIM**

The ornamental design for a trivet, as shown and described.

DESCRIPTION

FIG. 1 is a perspective view of a trivet according to my invention.

FIG. 2 is a top plan view of the trivet.

FIG. 3 is a bottom plan view of the trivet; and,

FIG. 4 is a front view of the trivet; the rear view, left side view, and right side view of the trivet are the same as the front view of the trivet.

1 Claim, 2 Drawing Sheets


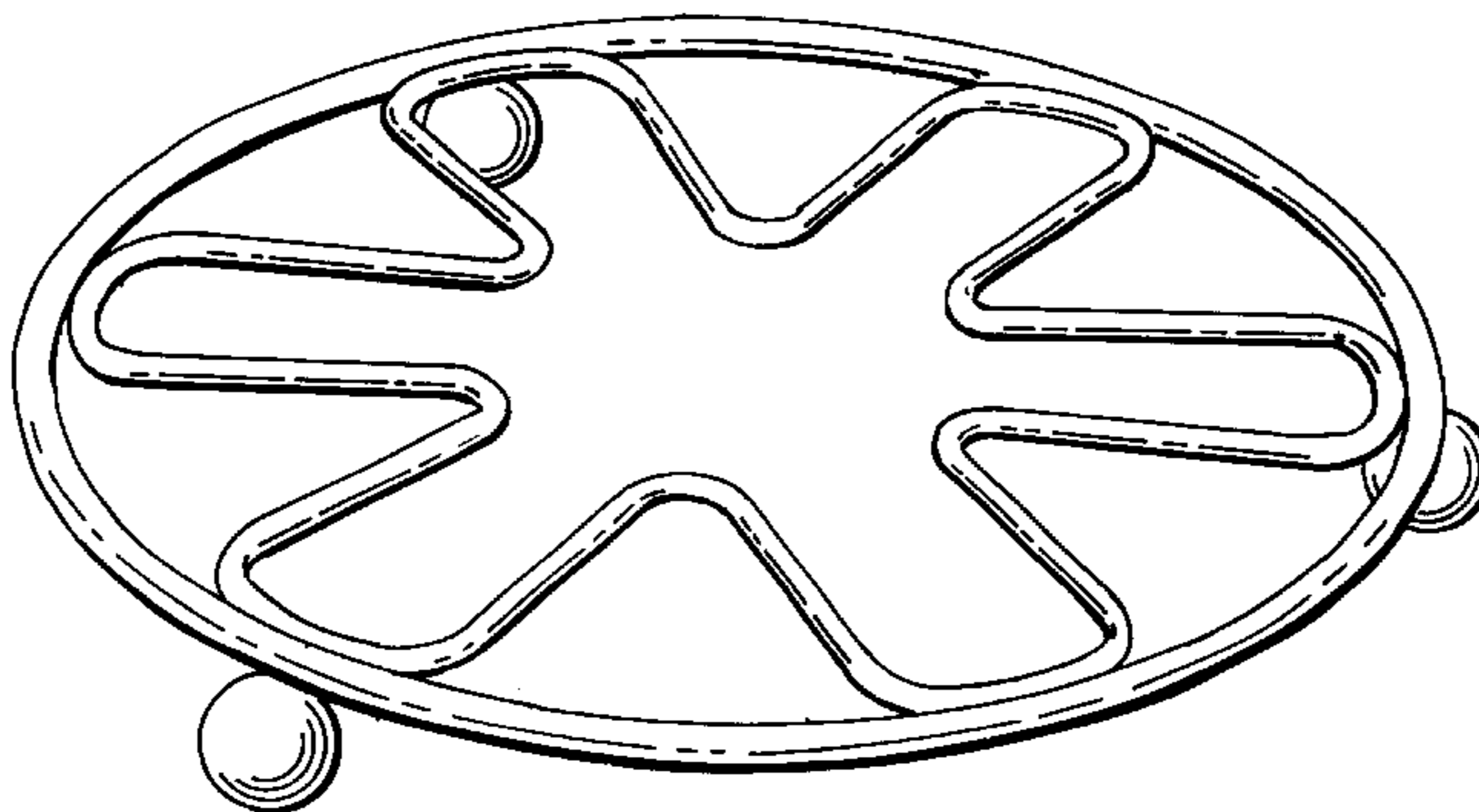


Fig. 1.


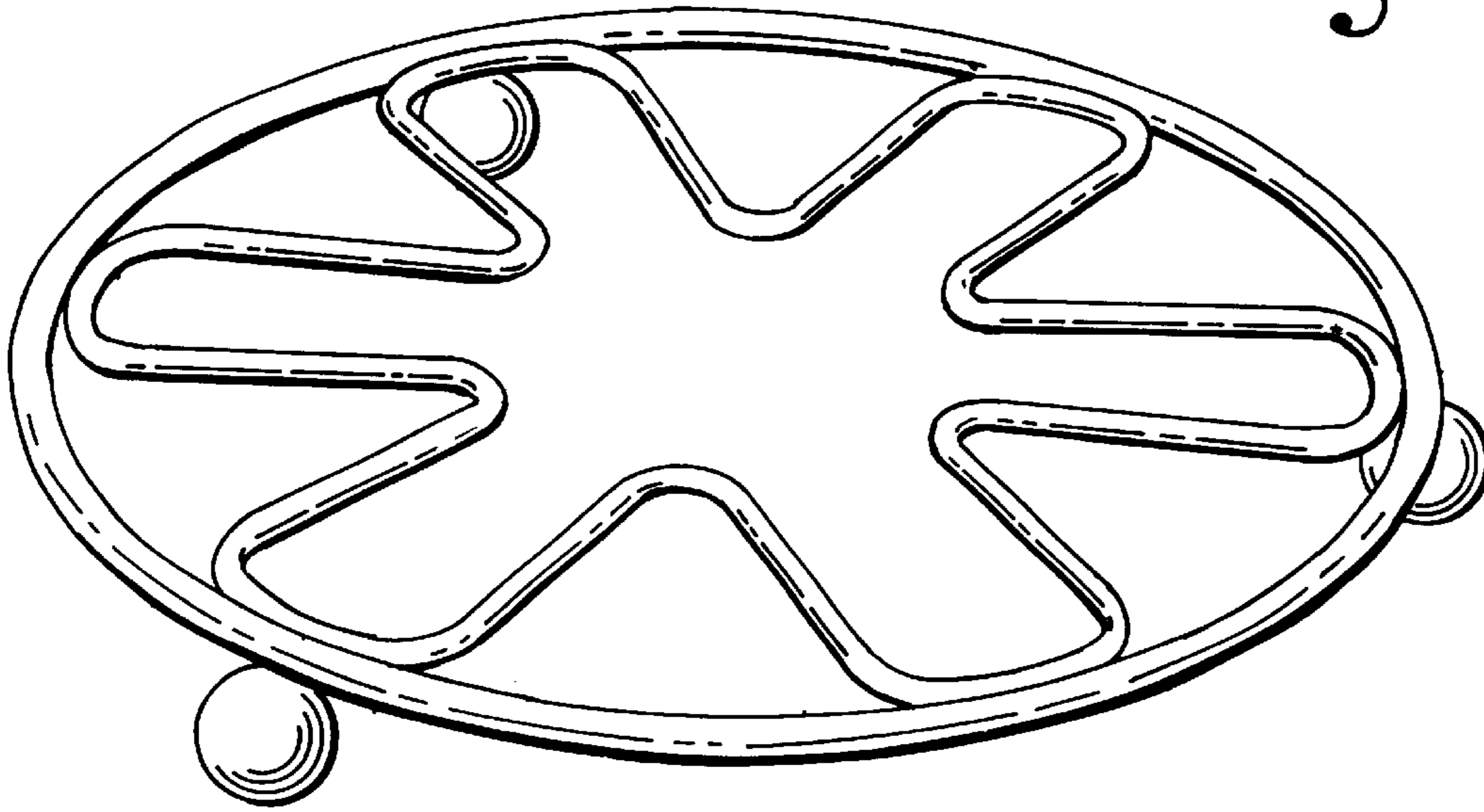


Fig. 2.

Fig. 3.




Fig. 4.

