



US00D479776S

(12) **United States Design Patent**  
**Rosenberg**

(10) **Patent No.:** **US D479,776 S**

(45) **Date of Patent:** **\*\* Sep. 23, 2003**

(54) **ROTATABLE PLANT STAND**

(75) Inventor: **Debbie Rosenberg**, New City, NY (US)

(73) Assignee: **American Tack & Hardware Co., Inc.**, Monsey, NY (US)

(\*\*) Term: **14 Years**

(21) Appl. No.: **29/174,183**

(22) Filed: **Jan. 13, 2003**

(51) **LOC (7) Cl.** ..... **06-06**

(52) **U.S. Cl.** ..... **D6/403**

(58) **Field of Search** ..... D11/143, 144,  
D11/152, 153, 154; D6/403, 404, 405, 480-484,  
556; D7/403, 704; D8/370; 47/39, 41.01,  
65.5; 206/423; 211/106, 85.31, 85.23; 248/27.8,  
127

(56) **References Cited**

**U.S. PATENT DOCUMENTS**

D388,633 S \* 1/1998 Lin ..... D6/404  
D406,477 S \* 3/1999 Walters-Dowding et al. D6/464

D410,347 S \* 6/1999 Lu ..... D6/403  
D421,353 S \* 3/2000 Weiss ..... D6/484  
D449,179 S \* 10/2001 Sellers ..... D6/403  
D463,158 S \* 9/2002 Lu ..... D6/403

\* cited by examiner

*Primary Examiner*—Doris V. Coles

*Assistant Examiner*—Mimosa De

(74) *Attorney, Agent, or Firm*—Hedman & Costigan, P.C.

(57) **CLAIM**

The ornamental design for a rotatable plant stand, as shown and described.

**DESCRIPTION**

FIG. 1 is a front perspective view of the rotatable plant stand of my invention;  
FIG. 2 is a top view of my design;  
FIG. 3 is a front view of my design;  
FIG. 4 is a left side view of my design, the right side being a mirror image;  
FIG. 5 is a back view of my design; and,  
FIG. 6 is a bottom view of my design.


**1 Claim, 6 Drawing Sheets**




*FIG. 1*




*FIG. 2*



*FIG. 3*



*FIG. 4*





*FIG. 6*

