



US00D479768S

(12) **United States Design Patent**  
**Macevicz**

(10) **Patent No.: US D479,768 S**

(45) **Date of Patent: \*\* Sep. 23, 2003**

(54) **KEY CHAIN**

(76) Inventor: **Kate E. Macevicz**, 21890 Rucker Dr.,  
Cupertino, CA (US) 95014

(\*\*) Term: **14 Years**

(21) Appl. No.: **29/173,396**

(22) Filed: **Dec. 24, 2002**

(51) **LOC (7) Cl.** ..... **03-01**

(52) **U.S. Cl.** ..... **D3/211**

(58) **Field of Search** ..... D3/207-212; 206/37.1,  
206/38.1; 59/1, 5; 150/147; 70/456 R, 456 B,  
458, 459; D16/100; D26/38; 81/3.57

(56) **References Cited**

**U.S. PATENT DOCUMENTS**

D25,501 S	*	5/1896	Wood	.....	D11/81
D246,830 S	*	1/1978	Lossini	.....	D11/12
D246,960 S	*	1/1978	Lossini	.....	D11/4
D247,103 S	*	1/1978	Lossini	.....	D11/12
D292,144 S	*	10/1987	McClure	.....	D3/211

D358,355 S	*	5/1995	Fernandez	.....	D11/3
5,609,076 A	*	3/1997	Idland	.....	81/3.57
D400,468 S	*	11/1998	Norman	.....	D11/81
D412,058 S	*	7/1999	Edworthy	.....	D3/208
D435,766 S	*	1/2001	Kingsley	.....	D8/29
D460,698 S	*	7/2002	Jamin	.....	D10/32

\* cited by examiner

*Primary Examiner*—Ralf Seifert

(57) **CLAIM**

The ornamental design for a key chain, substantially as shown and described.

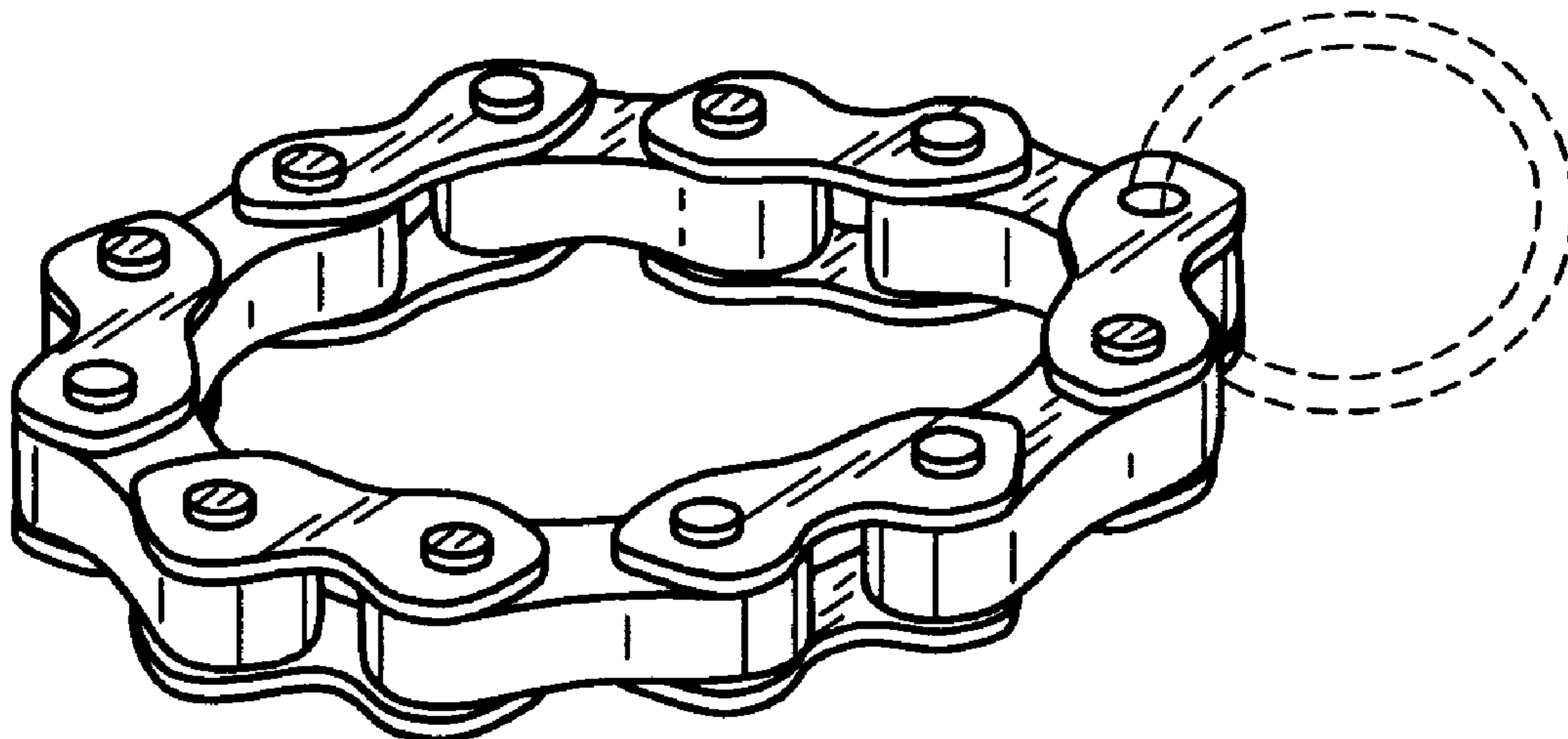
**DESCRIPTION**

FIG. 1 is a perspective view of a key chain showing my new design;

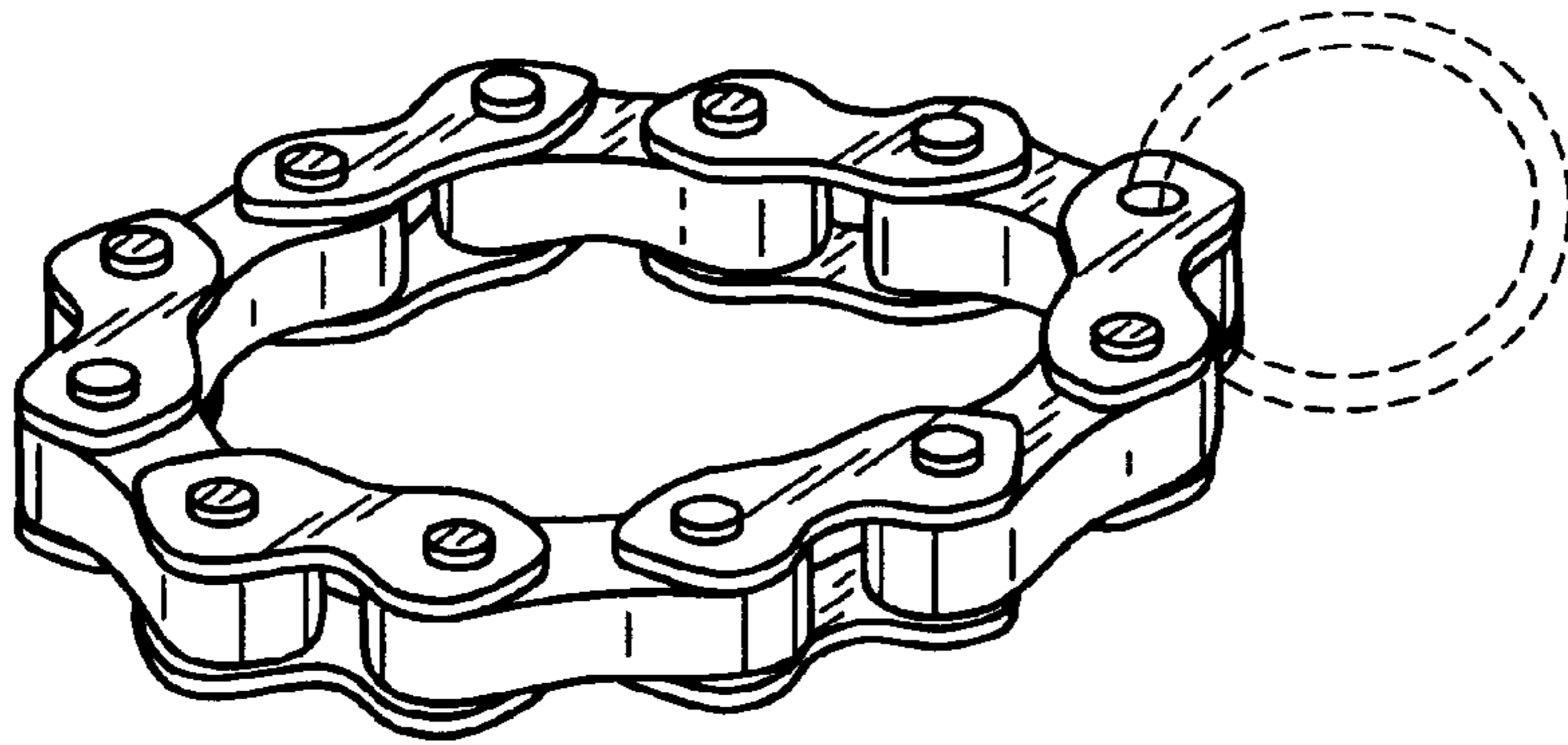
FIG. 2 is a top view of the design of the invention; and, FIG. 3 is a side view of the design of the invention.

It being understood that the broken lines are for illustrative purposes only.

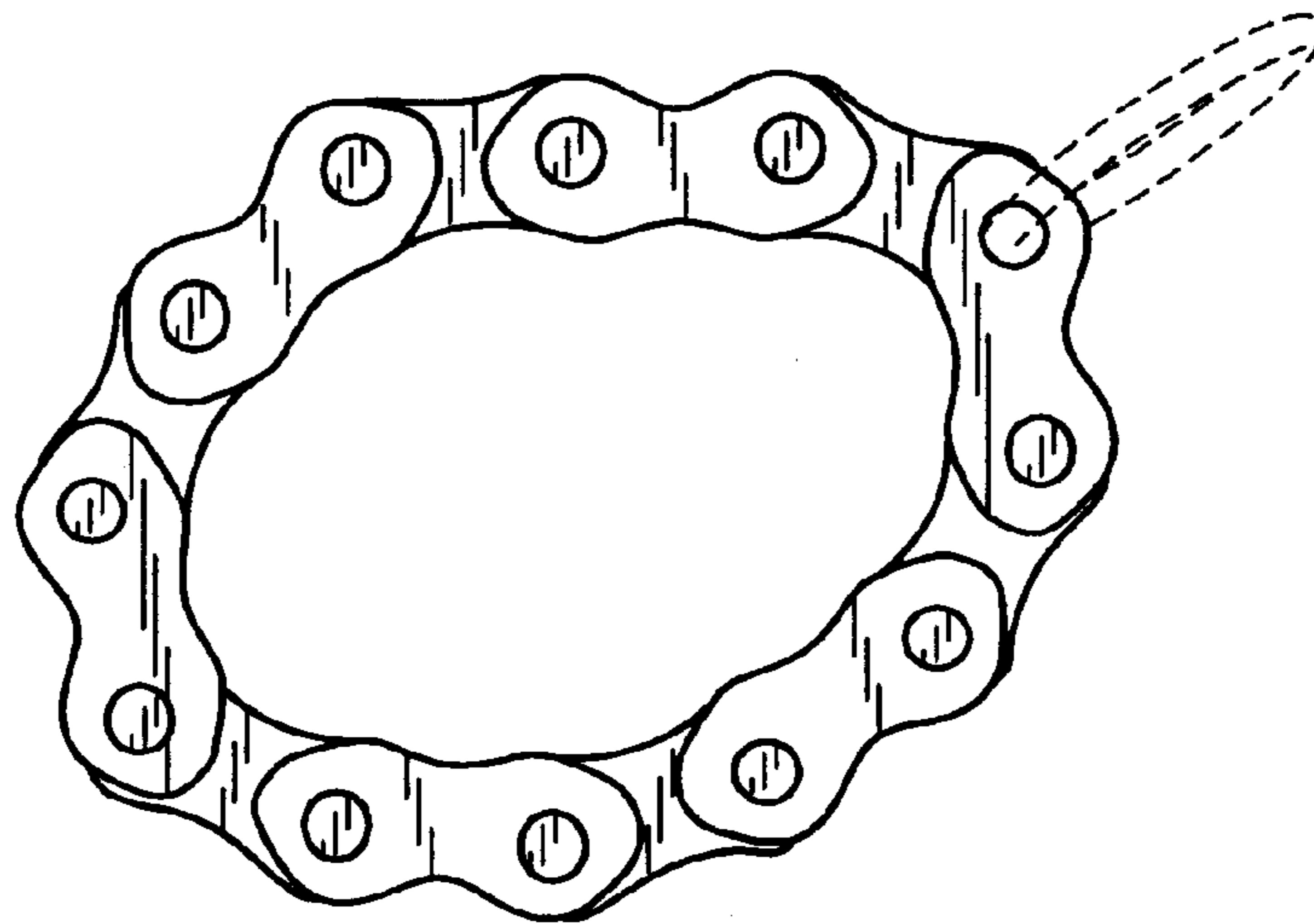
**1 Claim, 1 Drawing Sheet**



**FIG. 1**



**FIG. 2**



**FIG. 3**

