



US00D479762S

(12) **United States Design Patent**
Robinson

(10) **Patent No.:** **US D479,762 S**

(45) **Date of Patent:** **** Sep. 16, 2003**

(54) **URN**

D440,024 S * 4/2001 Robinson D99/5
D440,732 S * 4/2001 Robinson D99/5
D454,242 S * 3/2002 Dziekonski D99/5

(76) **Inventor:** **Hewitt Robinson**, 1641 E. Broad
Ripple Ave., Indianapolis, IN (US)
46204

* cited by examiner

(**) **Term:** **14 Years**

Primary Examiner—Paula A. Mortimer
(74) *Attorney, Agent, or Firm*—Woodard, Emhardt,
Moriarty, McNett & Henry LLP

(21) **Appl. No.:** **29/165,447**

(22) **Filed:** **Aug. 9, 2002**

(57) **CLAIM**

(51) **LOC (7) Cl.** **99-00**

The ornamental design for an urn, as shown and described.

(52) **U.S. Cl.** **D99/5**

DESCRIPTION

(58) **Field of Search** D99/1, 5; 27/1-10;
D11/143-146, 151-152; D7/540, 612, 776;
206/776, 779; 220/215, 602, 630; D23/367;
D9/503, 335

FIG. 1 is a perspective view of the urn of the present invention.

FIG. 2 is a front elevation.

FIG. 3 is a side elevation taken from the right side as viewed in FIG. 2.

FIG. 4 is a side elevation taken from the left side as viewed in FIG. 2.

FIG. 5 is a rear elevation.

FIG. 6 is a bottom plan view; and,


FIG. 7 is a top plan view.

(56) **References Cited**


U.S. PATENT DOCUMENTS


D266,620 S * 10/1982 Krech D99/5
D348,312 S * 6/1994 Schwartz et al. D23/367
D424,273 S * 5/2000 Robinson D99/5
D438,360 S * 2/2001 Robinson D99/5
D438,686 S * 3/2001 Robinson D99/5


1 Claim, 7 Drawing Sheets














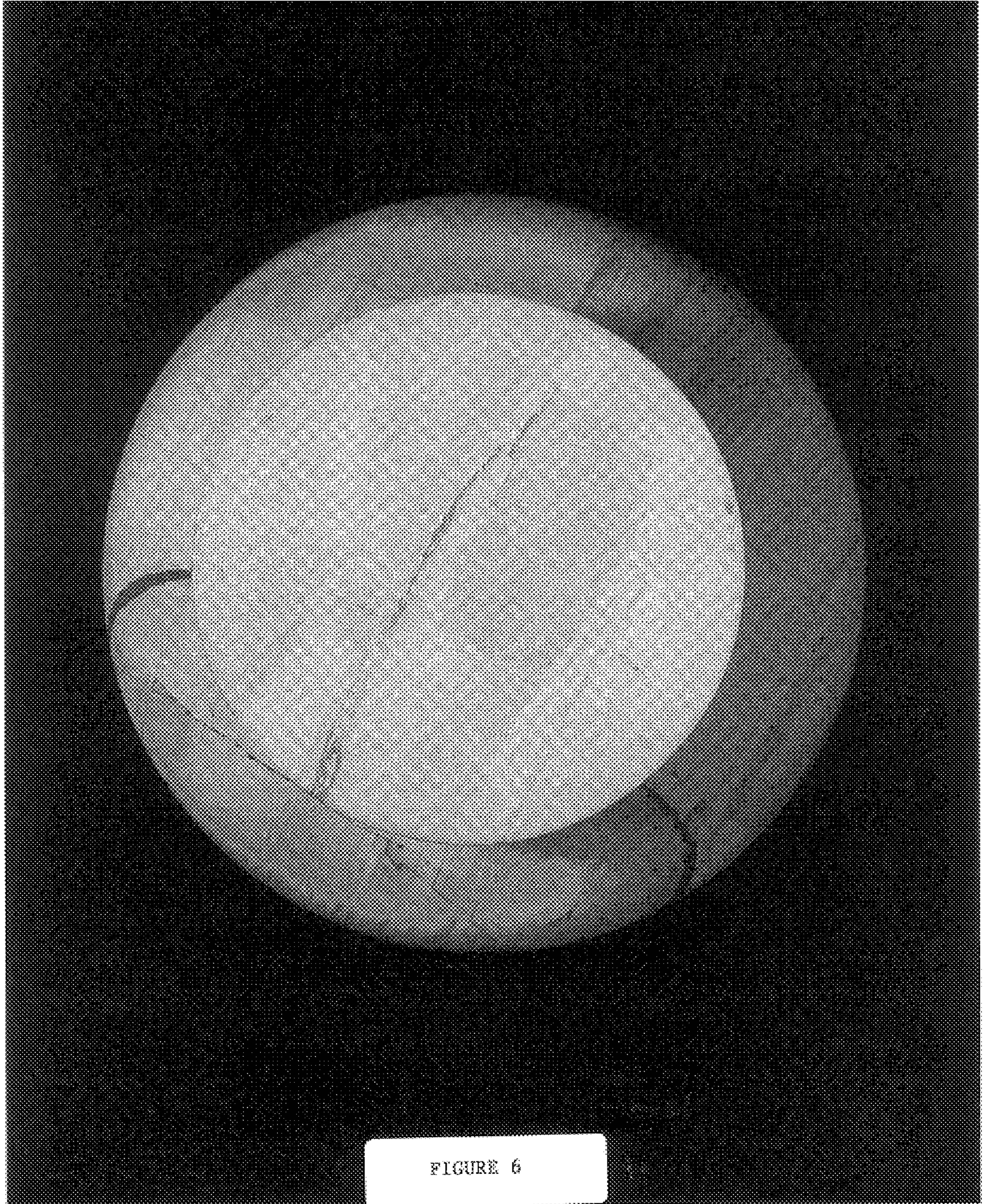


FIGURE 6

