



US00D479760S

(12) **United States Design Patent**
Naumann

(10) **Patent No.:** **US D479,760 S**

(45) **Date of Patent:** **** Sep. 16, 2003**

(54) **MANUAL CLEANING DEVICE**

(76) **Inventor:** **Falk Naumann**, Finkenweg 5, D-06110
Halle/Saale (DE)

(**) **Term:** **14 Years**

(21) **Appl. No.:** **29/148,923**

(22) **Filed:** **Sep. 28, 2001**

(30) **Foreign Application Priority Data**

Mar. 28, 2001 (DE) 4 01 03 053

(51) **LOC (7) Cl.** **08-99**

(52) **U.S. Cl.** **D32/35**

(58) **Field of Search** D32/35, 40, 51;
15/104.001, 104.16, 104.31, 210.1, 211;
4/255.11

(56) **References Cited**

U.S. PATENT DOCUMENTS

265,319 A * 10/1882 Howell, Jr. 15/104.16

862,824 A * 8/1907 Howell 15/104.16

D46,996 S * 2/1915 Howell D32/35

1,586,337 A * 5/1926 Stockwell 15/104.31

2,271,861 A * 2/1942 Harris 15/210.1

D155,489 S * 10/1949 Mesquita D32/35

* cited by examiner

Primary Examiner—Alan P. Douglas

Assistant Examiner—Lavone D. Tabor

(74) *Attorney, Agent, or Firm*—Gudrun E. Huckett

(57) **CLAIM**

The ornamental design for a manual cleaning device.

DESCRIPTION


FIG. 1 is a bottom and right side perspective view of a manual cleaning device showing my new design;

FIG. 2 is a rear perspective view thereof;

FIG. 3 is a side elevational view thereof; and,

FIG. 4 is a bottom and front perspective bottom view thereof.

1 Claim, 4 Drawing Sheets






Fig. 1



Fig. 2




Fig. 3




Fig. 4