



US00D479742S

(12) **United States Design Patent**
Hollingsworth

(10) **Patent No.:** **US D479,742 S**

(45) **Date of Patent:** **** Sep. 16, 2003**

(54) **COMBINED VEHICLE AIR FRESHENER
AND PICTURE FRAME**

(76) **Inventor:** **Keith O. Hollingsworth**, 4402
Oakview Dr., Trinity, NC (US) 27370

(**) **Term:** **14 Years**

(21) **Appl. No.:** **29/163,324**

(22) **Filed:** **Jul. 1, 2002**

(51) **LOC (7) Cl.** **23-04**

(52) **U.S. Cl.** **D23/366; D6/300**

(58) **Field of Search** D23/366-69; 239/211,
239/34-60; 422/120, 122-4; 261/DIG. 65;
D6/300; 40/700, 725, 765

(56) **References Cited**

U.S. PATENT DOCUMENTS

- 2,268,529 A * 12/1941 Stiles
- 4,993,177 A 2/1991 Hudson
- 5,361,522 A 11/1994 Green
- D361,896 S * 9/1995 Bramley et al.
- D366,107 S * 1/1996 Shaffer
- D369,473 S * 5/1996 Gluck
- D383,613 S * 9/1997 Handler

D407,809 S * 4/1999 Hammond

5,950,922 A 9/1999 Flinn

D439,964 S * 4/2001 Wu

D445,262 S * 7/2001 Rowan

D453,561 S * 2/2002 Nelson

* cited by examiner

Primary Examiner—M. H. Tung

(57) **CLAIM**

The ornamental design for a combined vehicle air freshener and picture frame, as shown and described.

DESCRIPTION


FIG. 1 is a top, front, right side perspective view of a combined vehicle air freshener and picture frame embodying my design;

FIG. 2 is a front elevational view of the design as shown in FIG. 1;

FIG. 3 is a rear elevational view of the design as shown in FIG. 1;

FIG. 4 is a right side elevational view of the design as shown in FIG. 1, the left side being a mirror image thereof; and, FIG. 5 is a bottom plan view of the design as shown in FIG. 1, the top view being a mirror image thereof.

1 Claim, 2 Drawing Sheets






FIG. 1

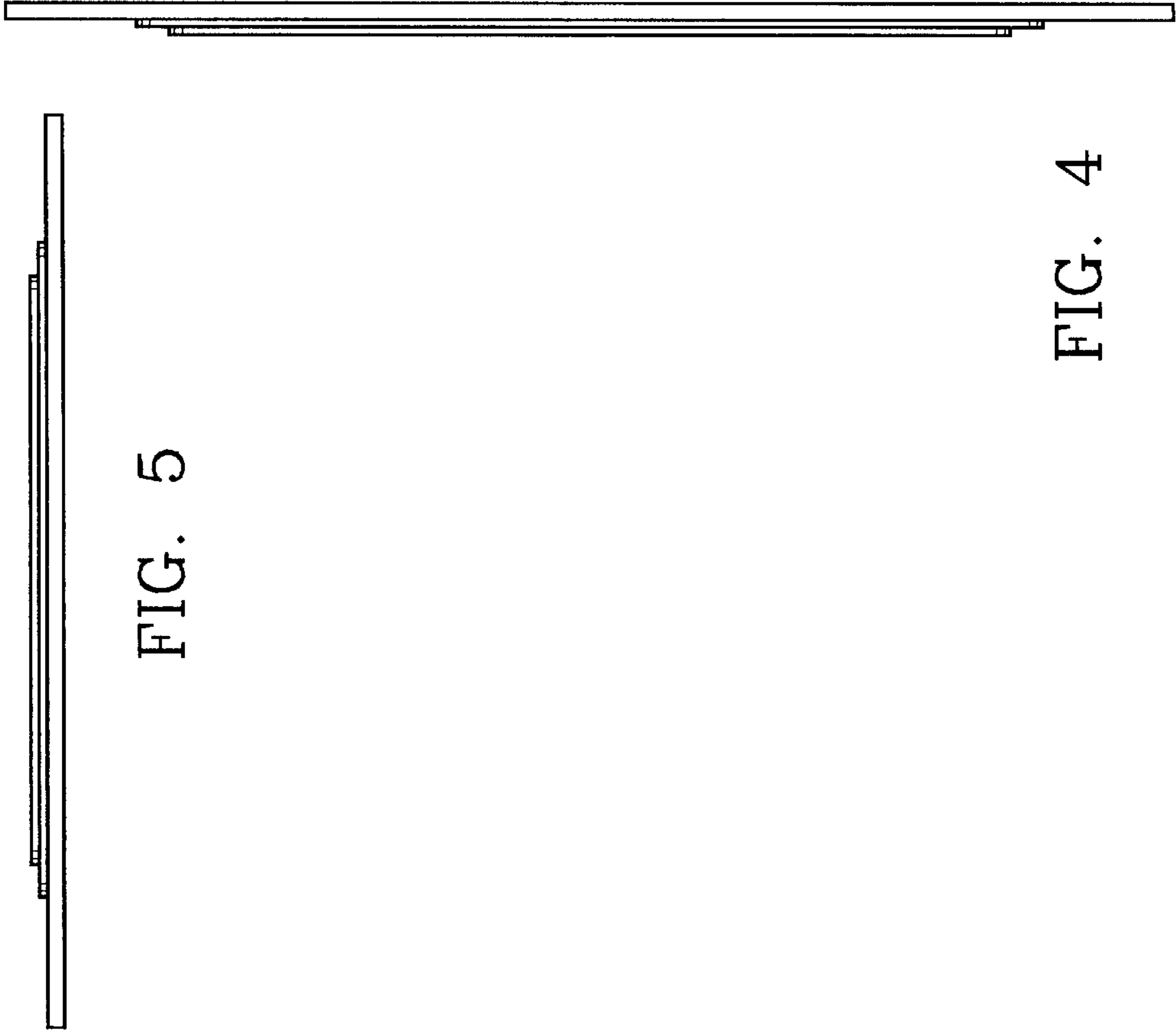


FIG. 4

FIG. 5




FIG. 3

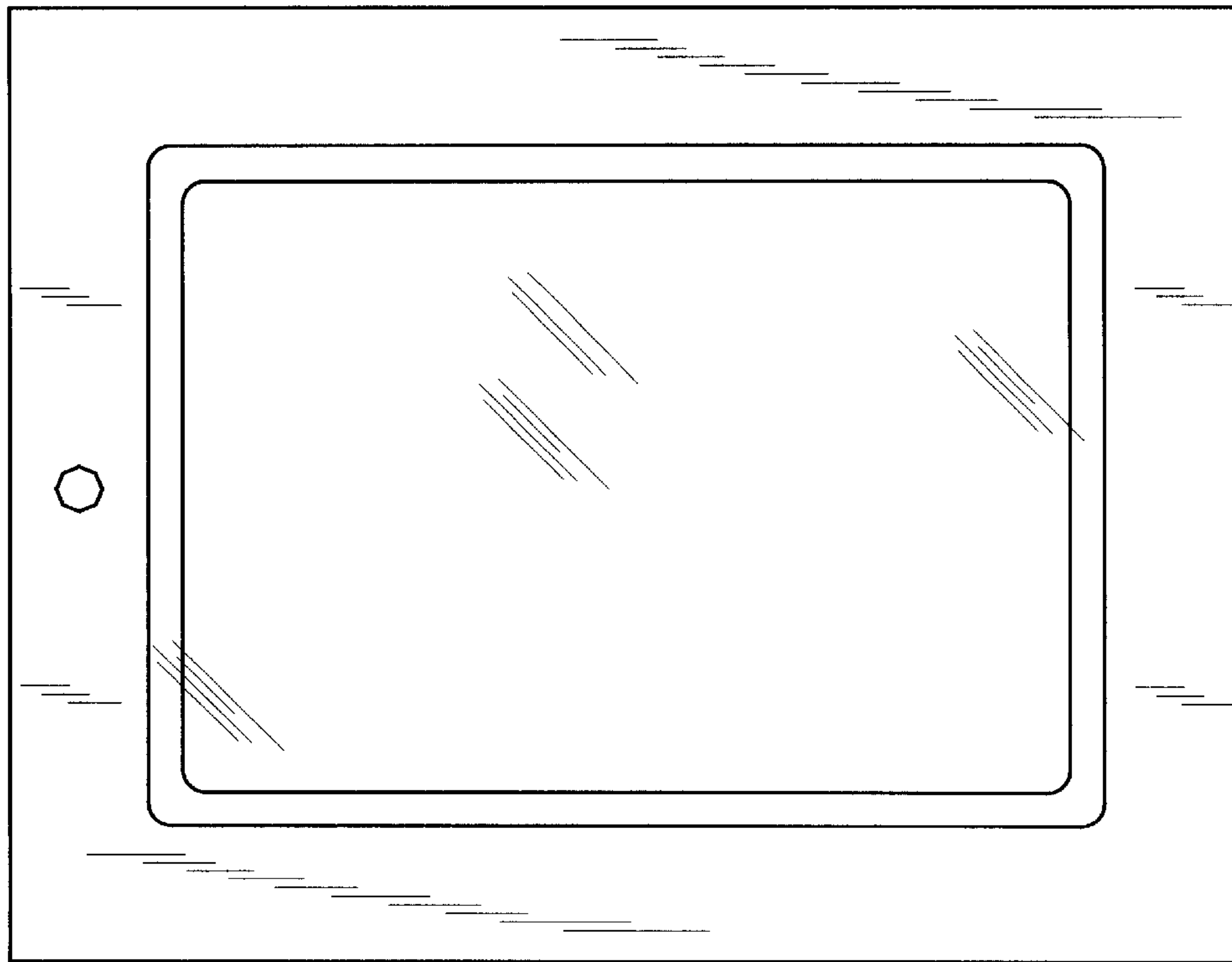


FIG. 2