



US00D479720S

(12) **United States Design Patent**  
**Ohashi et al.**

(10) **Patent No.:** **US D479,720 S**

(45) **Date of Patent:** **\*\* Sep. 16, 2003**

(54) **DISPLAY FOR AN ELECTRONIC INFORMATION DEVICE**

(75) Inventors: **Kazuya Ohashi**, Shizuoka (JP); **Osamu Yonekawa**, Osaka (JP); **Yoshihiro Hayakawa**, Kanagawa (JP); **Kayoko Kawakami**, Tokyo (JP)

(73) Assignee: **Matsushita Electric Industrial Co., Ltd.**, Osaka (JP)

(\*\*) Term: **14 Years**

(21) Appl. No.: **29/173,006**

(22) Filed: **Dec. 19, 2002**

(51) **LOC (7) Cl.** ..... **14-02**

(52) **U.S. Cl.** ..... **D14/486**

(58) **Field of Search** ..... D14/485-95; D18/24-33; D19/6; D20/11; D21/324-33; 345/700-26, 764-866

(56) **References Cited**

**U.S. PATENT DOCUMENTS**

- D398,298 S \* 9/1998 Giordano, III
- D398,299 S \* 9/1998 Ballay et al.
- D400,519 S \* 11/1998 Marshall, Jr. et al.
- D416,240 S \* 11/1999 Jensen et al.

- D418,826 S \* 1/2000 Pavely et al.
- D427,574 S \* 7/2000 Sawada et al.
- D437,858 S \* 2/2001 Yasui et al.
- D450,058 S \* 11/2001 Istvan et al.
- D459,361 S \* 6/2002 Inagaki
- D467,252 S \* 12/2002 Lee
- D468,748 S \* 1/2003 Inagaki

\* cited by examiner

*Primary Examiner*—M. H. Tung

(74) *Attorney, Agent, or Firm*—Christensen O'Connor Johnson Kindness PLLC

(57) **CLAIM**

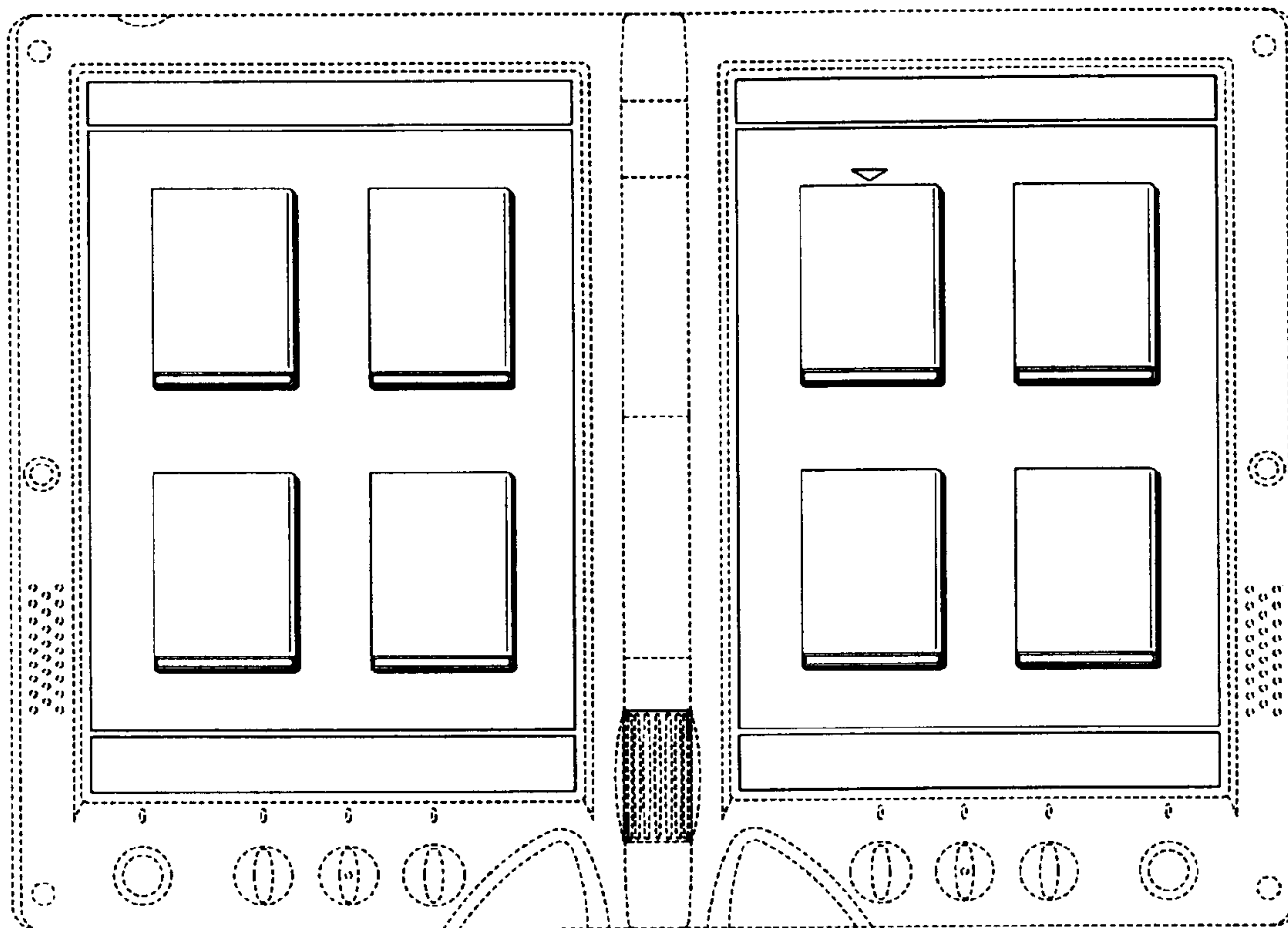
The ornamental design for a display for an electronic information device, as shown and described.

**DESCRIPTION**

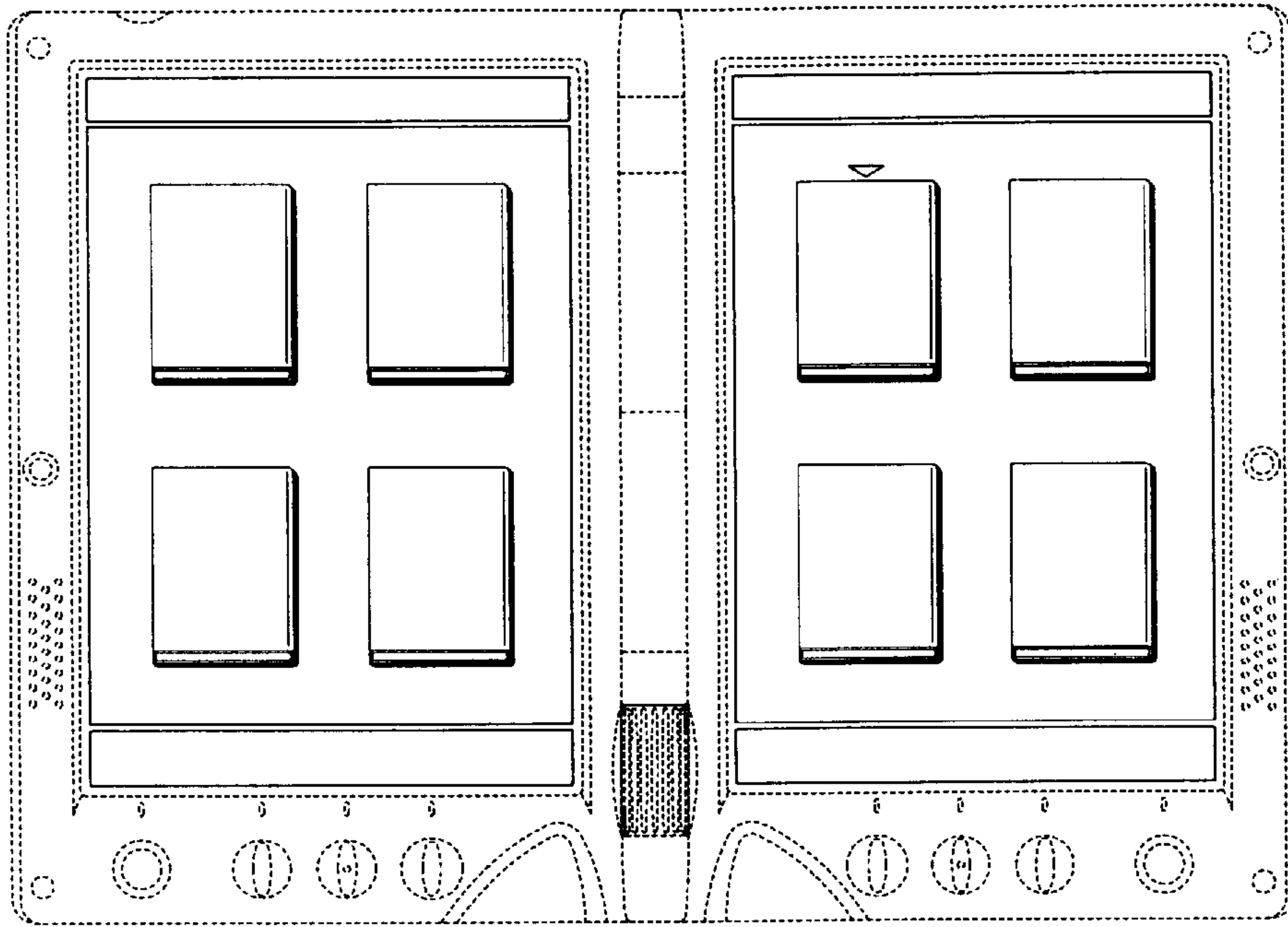
FIG. 1 is a front view of a display for an electronic information device showing our new design; FIG. 2 is a rear view thereof; FIG. 3 is a right side view thereof; FIG. 4 is a top plan view thereof; and, FIG. 5 is a bottom view thereof.

The broken line drawing of an electronic information device in all views is for illustrative purposes only and forms no part of the claimed design.

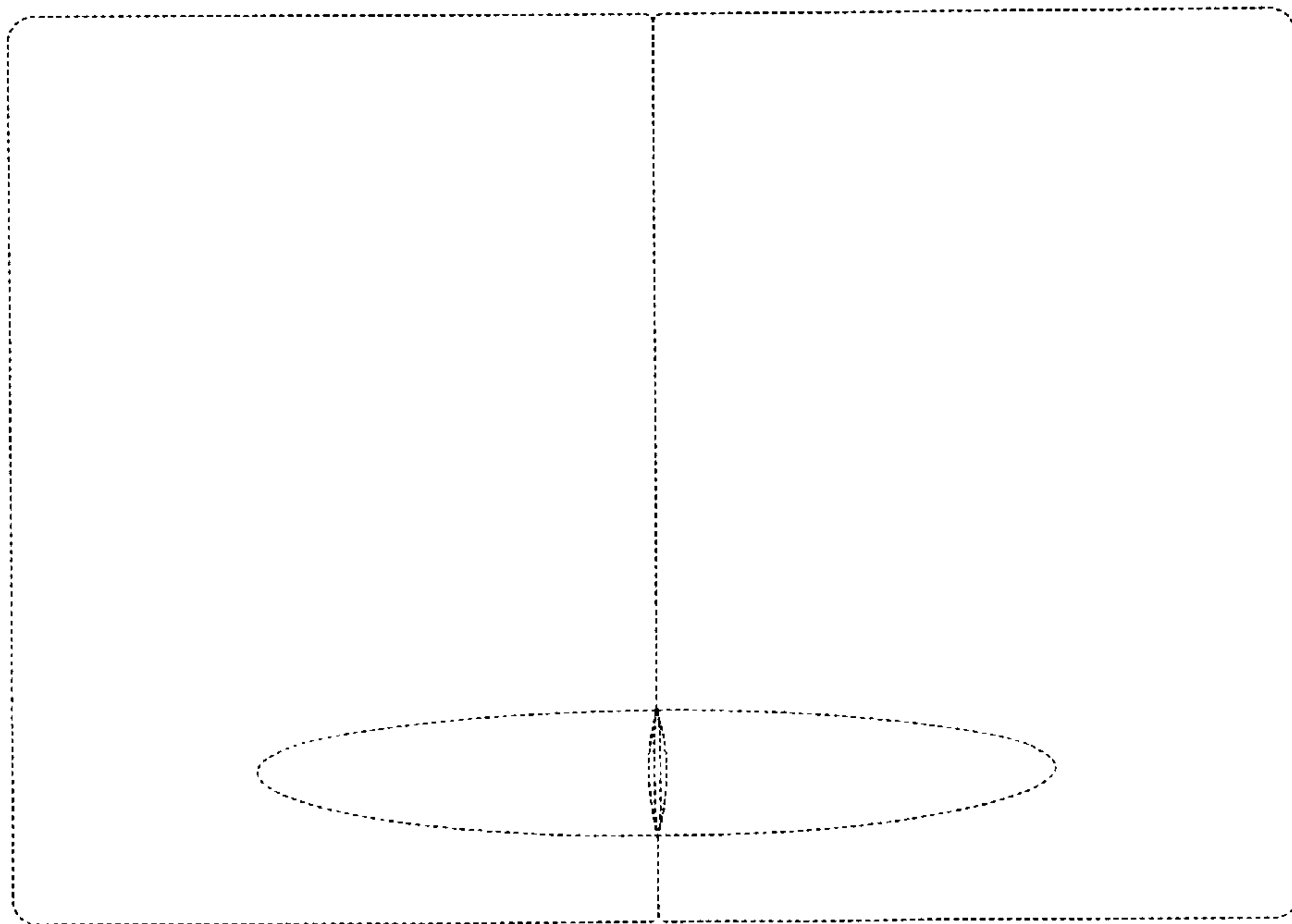
**1 Claim, 2 Drawing Sheets**




*FIG. 1*



*FIG. 2*



**FIG. 3**



**FIG. 4**



**FIG. 5**

