



US00D479715S

(12) **United States Design Patent**  
**Newton**

(10) **Patent No.:** **US D479,715 S**

(45) **Date of Patent:** **\*\* Sep. 16, 2003**

(54) **PORTION OF AN AUDIO COMPONENT FACE**

(75) **Inventor:** **Jason James Newton, Malden, MA (US)**

(73) **Assignee:** **Harman International Industries, Incorporated, Northridge, CA (US)**

(\*\*) **Term:** **14 Years**

(21) **Appl. No.:** **29/166,441**

(22) **Filed:** **Aug. 28, 2002**

(51) **LOC (7) Cl.** ..... **14-01**

(52) **U.S. Cl.** ..... **D14/257**

(58) **Field of Search** ..... D14/135-136,  
D14/156-157, 160-164, 167-168, 188,  
193-198, 257-258, 265, 240, 311-312,  
440, 441, 446; D9/341, 415; D13/184;  
84/711; 381/118-119; 369/6-7, 75.1, 75.2,  
77.1, 77.2; 455/344, 347, 350-351

(56) **References Cited**

**U.S. PATENT DOCUMENTS**

D71,103 S	9/1926	Engelson	
D243,794 S	3/1977	Mukai	
D247,749 S	4/1978	Ohtomo	
D249,146 S	8/1978	Tabata	
D298,133 S	10/1988	Tokiyama et al.	
D305,760 S	1/1990	Davidson	
D309,894 S	* 8/1990	Cesarczyk et al.	D14/311
D310,999 S	* 10/1990	Nuttall et al.	D14/311
D315,905 S	* 4/1991	Ito et al.	D14/156
D316,092 S	4/1991	Ham	
D323,822 S	* 2/1992	Fujihara et al.	D14/125
D327,682 S	7/1992	Shimazu	
D328,073 S	7/1992	Yamakawa	
5,146,618 A	9/1992	Wenner	
D330,202 S	10/1992	Adiwono	
D369,170 S	* 4/1996	Beaumont et al.	D14/240
D370,677 S	6/1996	Olson	

D374,010 S	9/1996	Jue et al.	
D375,742 S	11/1996	Weissberg et al.	
D379,354 S	5/1997	Hippen	
D379,984 S	6/1997	Funayama et al.	
D383,461 S	9/1997	Ito et al.	
D391,258 S	2/1998	Ito et al.	
D391,958 S	3/1998	Miyazawa et al.	
D400,529 S	11/1998	Kakizaki	
D405,799 S	* 2/1999	Ino	D14/240
D410,650 S	6/1999	Hara	
D414,770 S	10/1999	Wetherell et al.	
D415,738 S	10/1999	Ito et al.	
D423,006 S	4/2000	Matsuoka	
D427,992 S	7/2000	Takahashi et al.	
D428,611 S	7/2000	Takahashi et al.	
D428,872 S	8/2000	Kizawa	
D430,553 S	9/2000	Kokkinis	
D431,033 S	9/2000	Takahashi et al.	
D431,238 S	9/2000	Ito et al.	
D433,010 S	10/2000	Yamamizu et al.	
D436,942 S	1/2001	Ito et al.	
D437,841 S	2/2001	Kakizaki et al.	
D444,138 S	6/2001	Ito et al.	
D445,784 S	7/2001	Theliec	
D450,048 S	* 11/2001	Wang	D14/168
6,363,645 B1	* 4/2002	Hunter	40/618

\* cited by examiner

*Primary Examiner*—Nanda Bondade

(74) *Attorney, Agent, or Firm*—Plumsea Law Group, LLC

(57) **CLAIM**

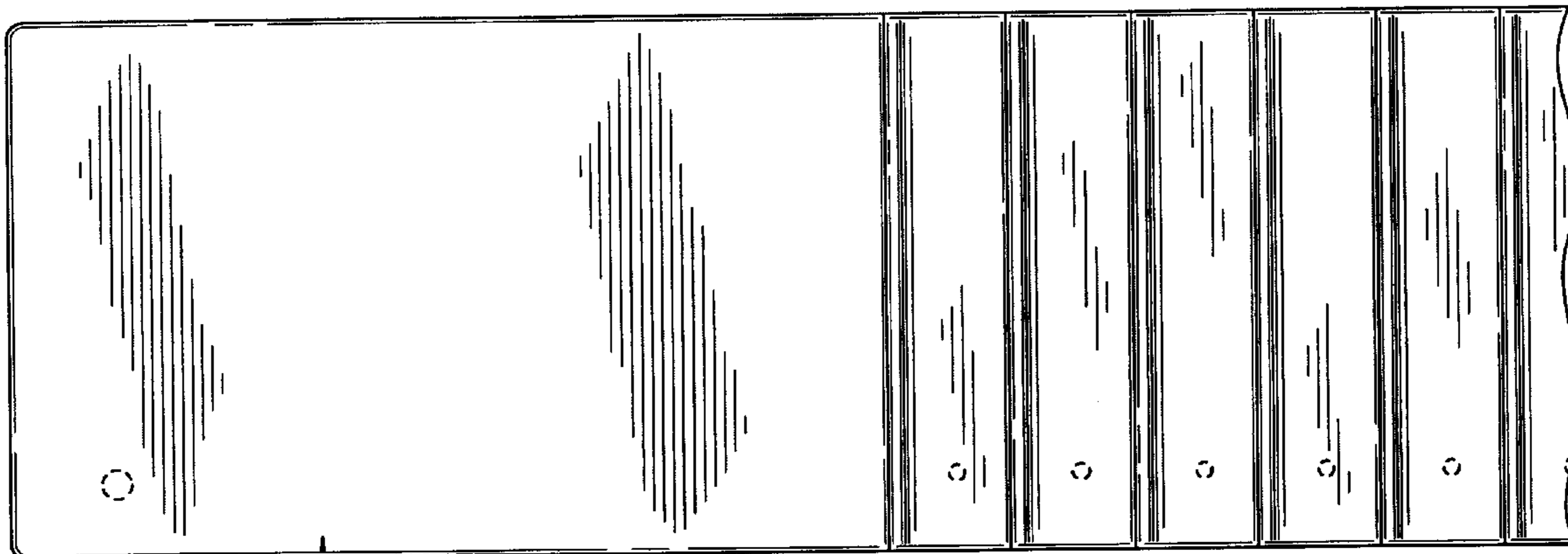
The ornamental design for a portion of an audio component face, as shown and described.

**DESCRIPTION**

FIG. 1 is an elevational view of a portion of an audio component face showing my new design; and, FIG. 2 is a top plan view thereof.

The broken line showing of the circles in the claimed area is for illustrative purposes only and forms no part of the claimed design.

**1 Claim, 1 Drawing Sheet**



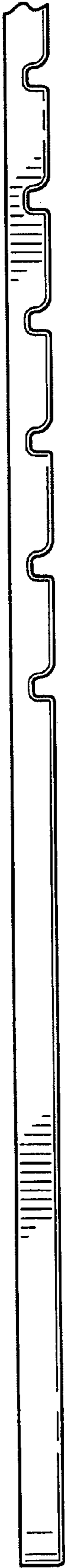


FIG. 1




FIG. 2