



US00D479712S

(12) **United States Design Patent**  
**Ng**

(10) **Patent No.:** **US D479,712 S**

(45) **Date of Patent:** **\*\* Sep. 16, 2003**

(54) **MP-3 DIGITAL AUDIO PLAYER**

(75) Inventor: **Zachary Ng**, Hong Kong (CN)

(73) Assignee: **Koninklijke Philips Electronics N.V.**,  
Eindhoven (NL)

(\*\*) Term: **14 Years**

(21) Appl. No.: **29/170,083**

(22) Filed: **Oct. 31, 2002**

(51) **LOC (7) Cl.** ..... **14-01**

(52) **U.S. Cl.** ..... **D14/156**

(58) **Field of Search** ..... D14/135-136,  
D14/156-157, 167-168, 188, 193-198,  
257-258; 369/75.1, 75.2, 77.1, 77.2; 455/344,  
347, 350-351

(56) **References Cited**

**U.S. PATENT DOCUMENTS**

D304,191 S \* 10/1989 Sekine ..... D14/192  
D340,300 S \* 10/1993 Yuen ..... D14/168

D344,358 S \* 2/1994 Yuen ..... D14/168  
D426,223 S \* 6/2000 Nomura ..... D14/167  
D453,752 S \* 2/2002 Lee ..... D14/192  
D463,393 S \* 9/2002 Kataoka ..... D14/167

\* cited by examiner

*Primary Examiner*—Nanda Bondade

(74) *Attorney, Agent, or Firm*—Ernestine C. Bartlett


(57) **CLAIM**

The ornamental design for a MP-3 digital audio player, as shown.

**DESCRIPTION**

FIG. 1 is a perspective view showing my design;  
FIG. 2 is a front elevational view thereof;  
FIG. 3 is a rear elevational view thereof;  
FIG. 4 is a left side elevational view thereof;  
FIG. 5 is a right side elevational view thereof;  
FIG. 6 is a top plan view thereof; and,  
FIG. 7 is a bottom plan view thereof.

**1 Claim, 2 Drawing Sheets**






FIG. 1




FIG. 2




FIG. 3

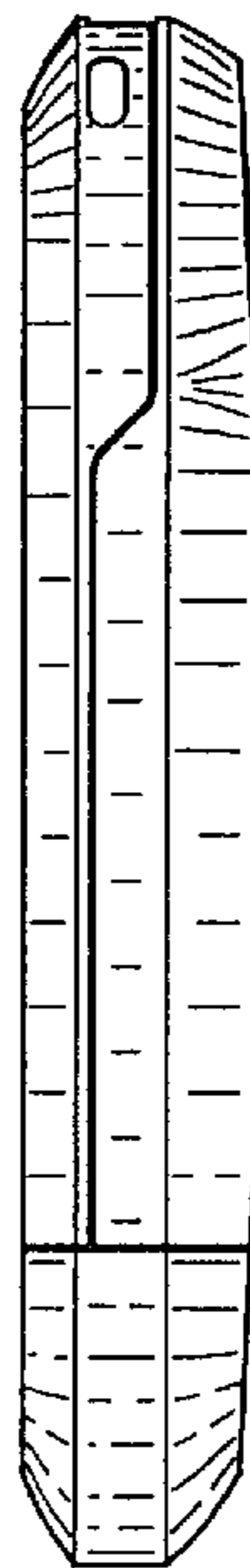


FIG. 4

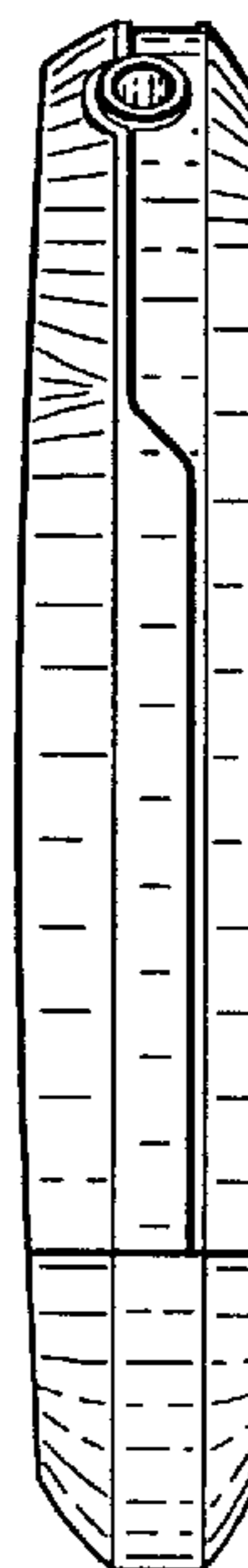


FIG. 5

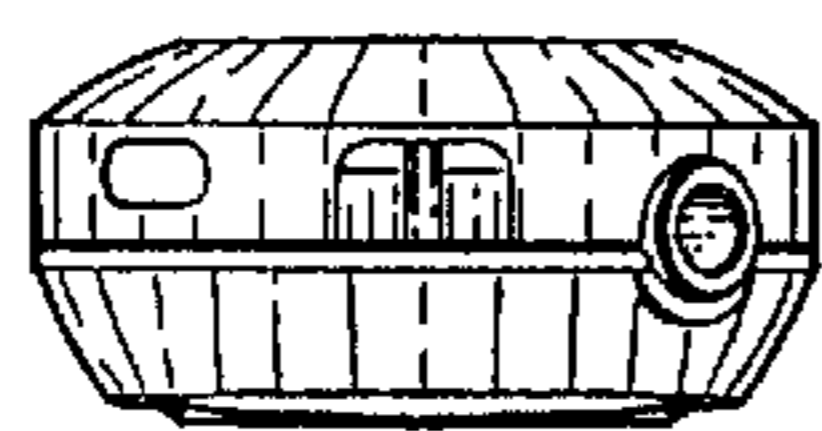


FIG. 6

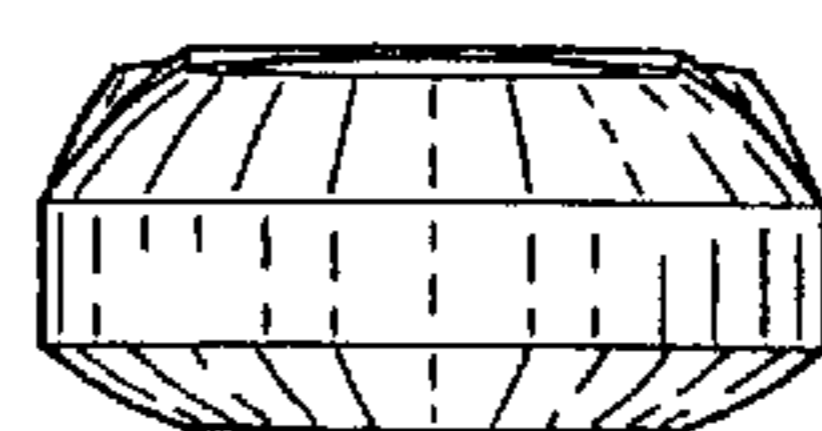


FIG. 7