



US00D479710S

(12) **United States Design Patent**
Luminosu et al.

(10) **Patent No.:** **US D479,710 S**

(45) **Date of Patent:** **** Sep. 16, 2003**

(54) **PORTABLE COMMUNICATION DEVICE**

(75) Inventors: **Viorel Luminosu**, St. Joseph, MI (US);
William H. Robertson, Jr., Ft.
Lauderdale, FL (US); **Matthew J.**
Brewer, Sunrise, FL (US)

(73) Assignee: **Motorola, Inc.**, Schaumburg, IL (US)

(**) Term: **14 Years**

(21) Appl. No.: **29/165,036**

(22) Filed: **Aug. 2, 2002**

(51) **LOC (7) Cl.** **14-03**

(52) **U.S. Cl.** **D14/137**

(58) **Field of Search** D14/137, 138,
D14/218, 147-149, 247-249, 144, 240,
242, 341-347, 399, 426, 387, 429, 453,
197, 198, 189, 192, 193, 157, 194, 195,
196, 158; 379/433.01-433.13, 434, 419,
420.01-420.04, 428.01-428.02, 440; 455/550.01-90.3;
D13/168; D18/2, 7; D21/517, 329, 331,
333; D10/104, 106, 65; 381/86

(56) **References Cited**

U.S. PATENT DOCUMENTS

D251,910 S	*	5/1979	Taguchi	D14/194
4,856,088 A	*	8/1989	Oliwa et al.	455/349
D371,781 S	*	7/1996	Nowak et al.	D14/137
D387,758 S	*	12/1997	Oross et al.	D14/137
D389,827 S	*	1/1998	Oross et al.	D14/137
5,752,205 A	*	5/1998	Dzung et al.	455/575.1
D395,882 S	*	7/1998	Oross et al.	D14/137
D399,885 S	*	10/1998	Bagley et al.	D21/329
D408,396 S	*	4/1999	Tyneski et al.	D14/137
D410,205 S	*	5/1999	Ames et al.	D10/104
D412,501 S	*	8/1999	Tyneski et al.	D14/137
D416,252 S	*	11/1999	Haase et al.	D14/137
D416,893 S	*	11/1999	Tyneski et al.	D14/137
D416,895 S	*	11/1999	Fenner et al.	D14/144
D418,137 S	*	12/1999	Zeitman	D14/194
D418,510 S	*	1/2000	Zeitman	D14/192
D427,177 S	*	6/2000	Yamazaki	D14/192

D427,991 S	*	7/2000	Ho	D14/168
D428,866 S	*	8/2000	You	D14/137
D430,126 S	*	8/2000	Lee	D14/137
D433,001 S	*	10/2000	Haase et al.	D14/137
D433,395 S	*	11/2000	Wong	D14/137
D433,396 S	*	11/2000	Wong	D14/137
D436,094 S	*	1/2001	Yamada	D14/195
D440,504 S	*	4/2001	Warner et al.	D10/65
D440,899 S	*	4/2001	Heath	D10/104
D442,940 S	*	5/2001	Huthmaker	D14/192
D445,706 S	*	7/2001	Myers et al.	D10/104
D446,195 S	*	8/2001	Chamberlain et al.	D14/137
D446,780 S	*	8/2001	Sedan et al.	D14/137
D451,485 S	*	12/2001	Moss	D14/138
D451,896 S	*	12/2001	Kim	D14/137
D452,684 S	*	1/2002	Sedan et al.	D14/137
D453,752 S	*	2/2002	Lee	D14/192
D455,143 S	*	4/2002	Fisher et al.	D14/171
D455,411 S	*	4/2002	Wong	D14/137
D462,916 S	*	9/2002	Fleetwood et al.	D10/104
D467,565 S	*	12/2002	Pesqueira et al.	D14/137

(List continued on next page.)

Primary Examiner—Jeffrey Asch

(74) *Attorney, Agent, or Firm*—Randi L. Dulaney

(57)

CLAIM

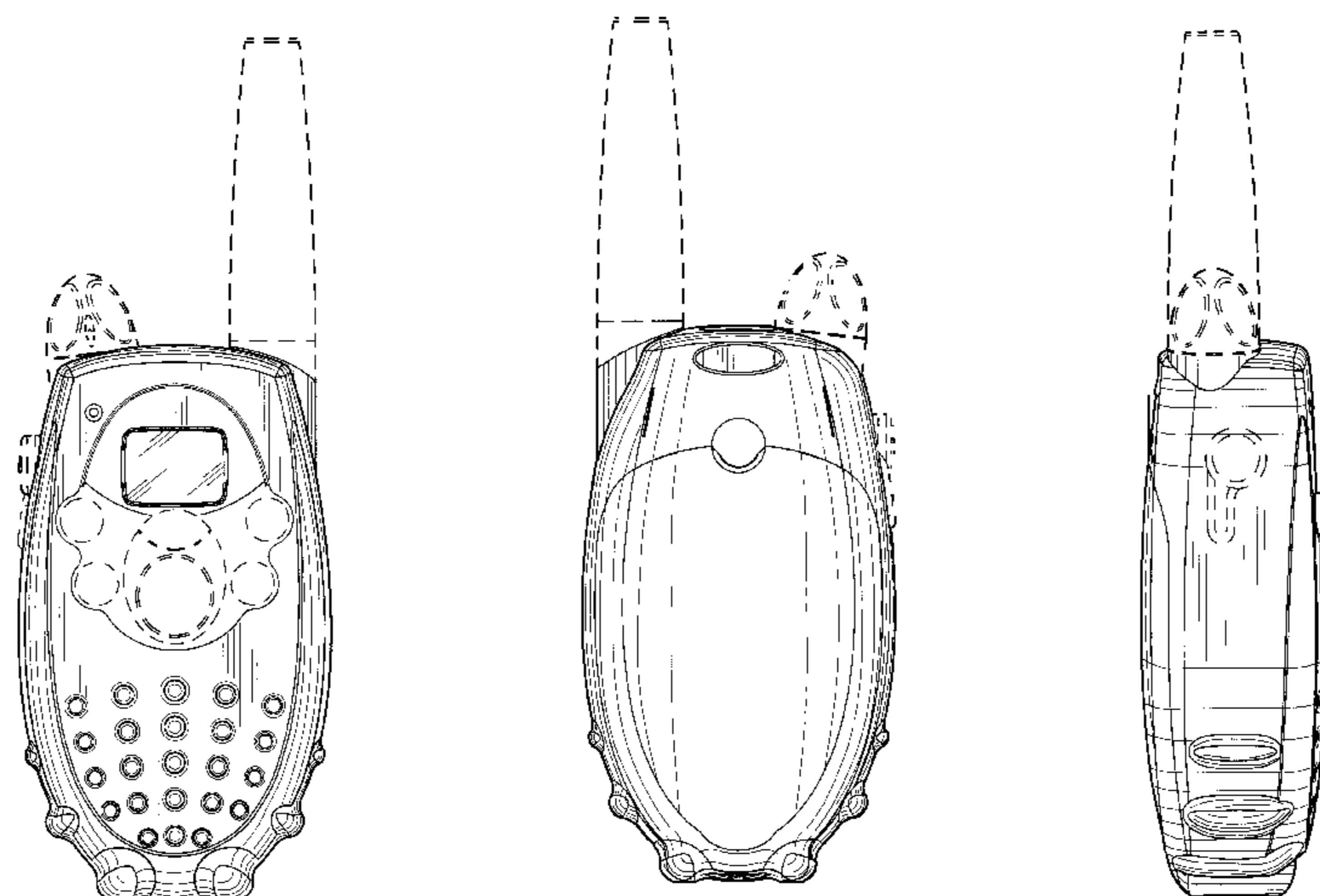
The ornamental design for a portable communication device, as shown and described.

DESCRIPTION

FIG. 1 is a front orthographic view of one embodiment of a portable communication device showing our new design; FIG. 2 is a rear orthographic view thereof; FIG. 3 is a left side orthographic view thereof; FIG. 4 is a right side orthographic view thereof; FIG. 5 is a top orthographic view thereof; FIG. 6 is a bottom orthographic view thereof; and, FIG. 7 is a perspective view thereof.

The broken lines shown in FIGS. 1-7 are included for the purpose of illustrating environmental elements only and form no part of the claimed design.

1 Claim, 6 Drawing Sheets



US D479,710 S

Page 2

U.S. PATENT DOCUMENTS

D467,566 S	*	12/2002	Mirabelli et al.	D14/137	D468,365 S	*	1/2003	Bransky et al.	D21/329
D467,888 S	*	12/2002	Mirabelli et al.	D14/137	D468,371 S	*	1/2003	So	D21/566
D467,889 S	*	12/2002	Cebe et al.	D14/137	D473,537 S	*	4/2003	Lammers-Meis	D14/188

* cited by examiner

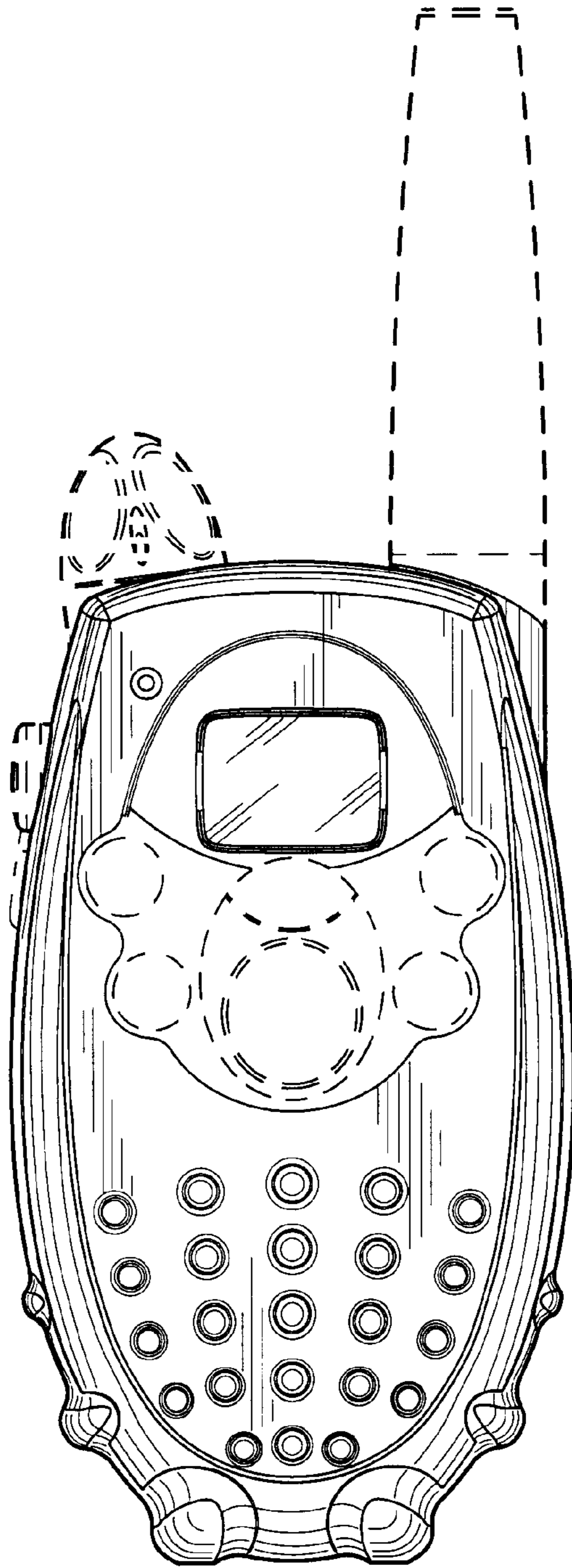


FIG. 1

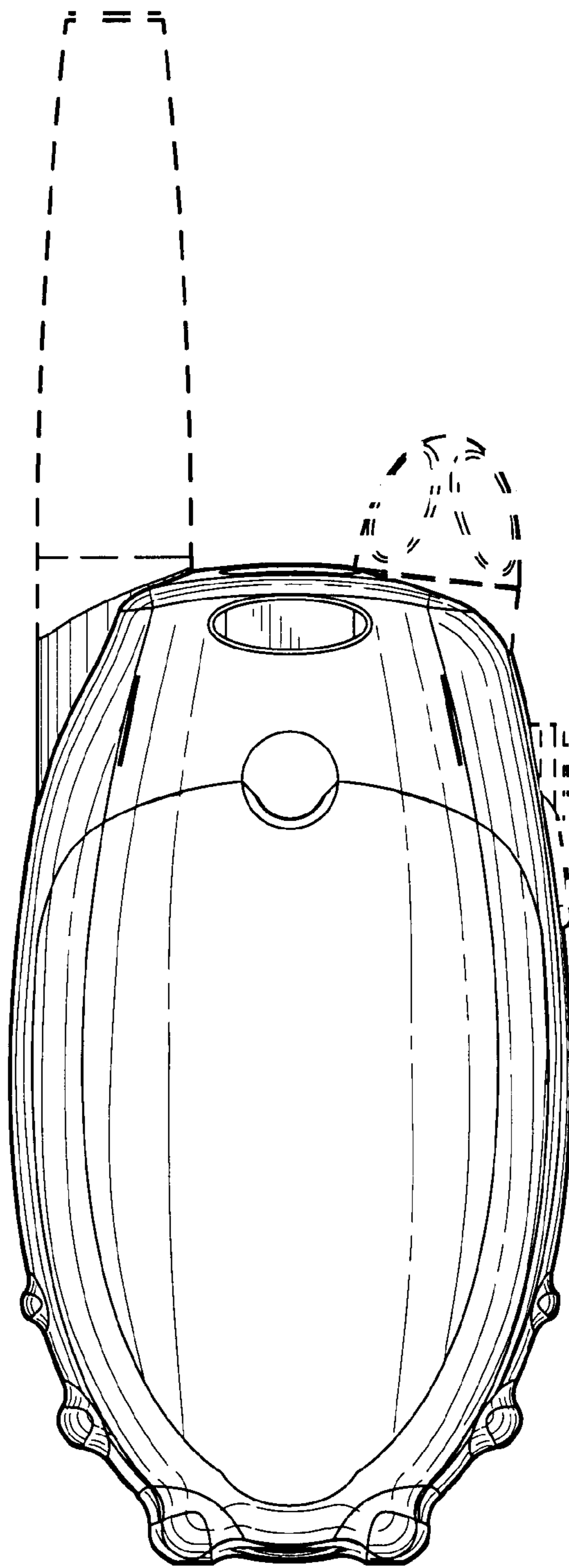


FIG. 2

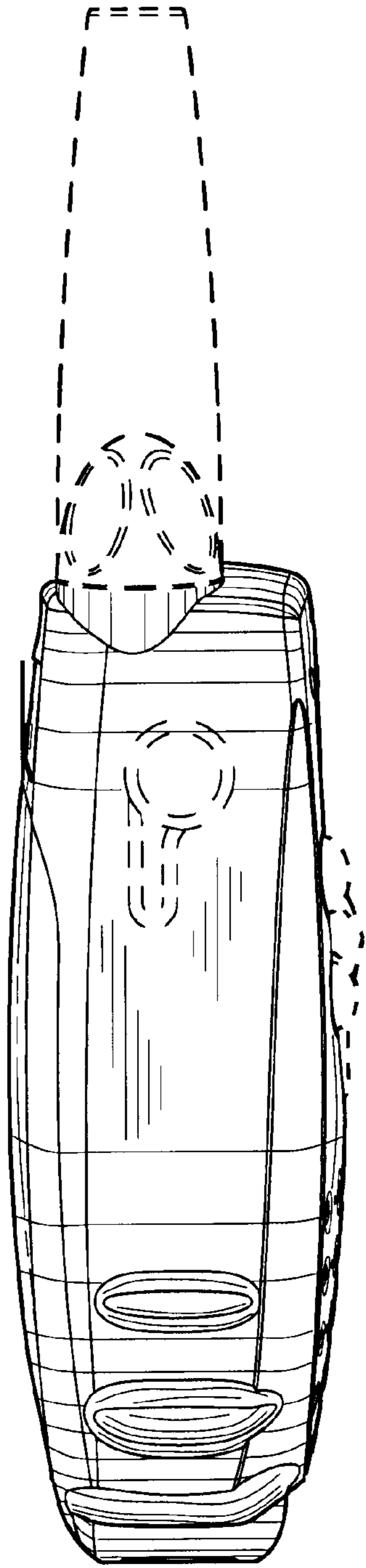


FIG. 3

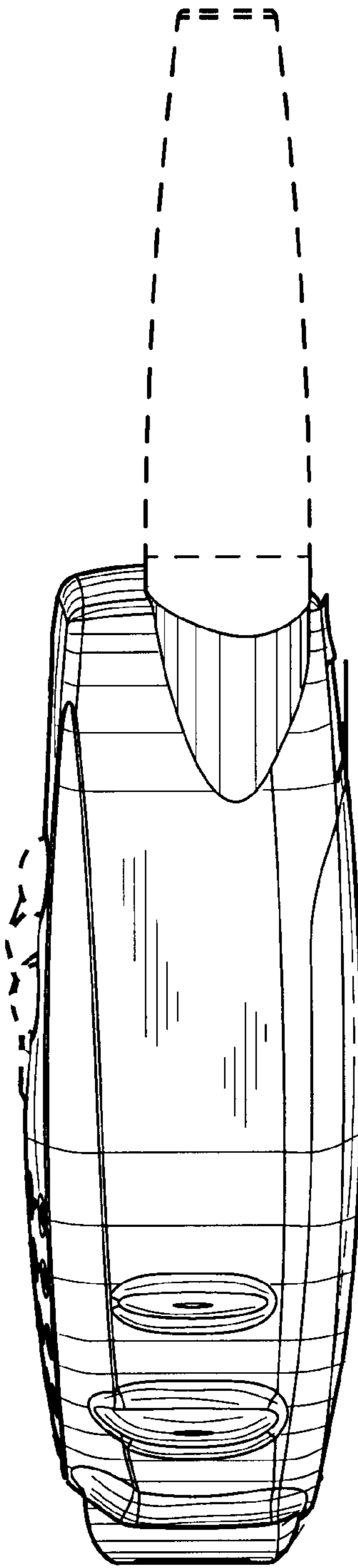


FIG. 4




FIG. 5

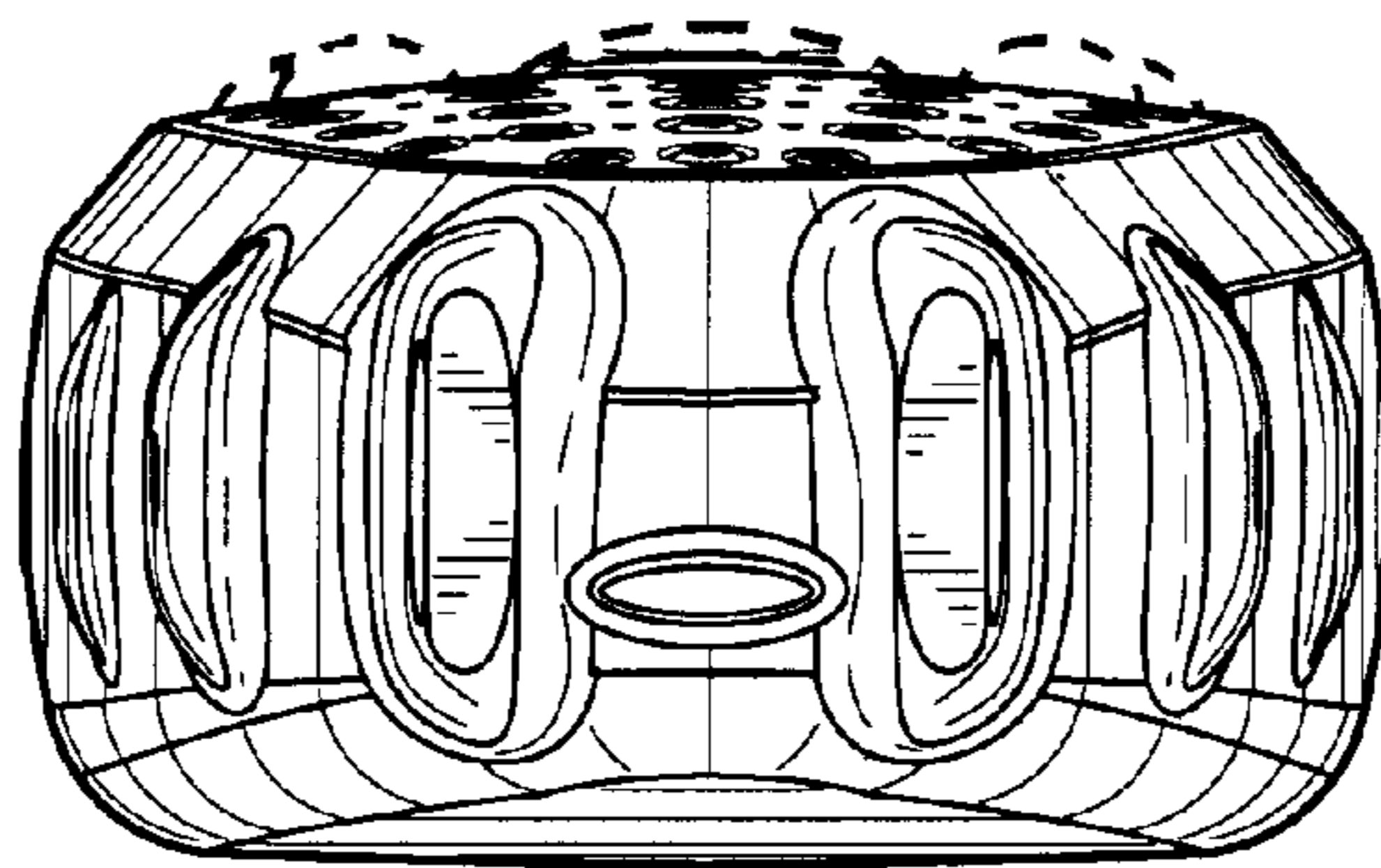


FIG. 6

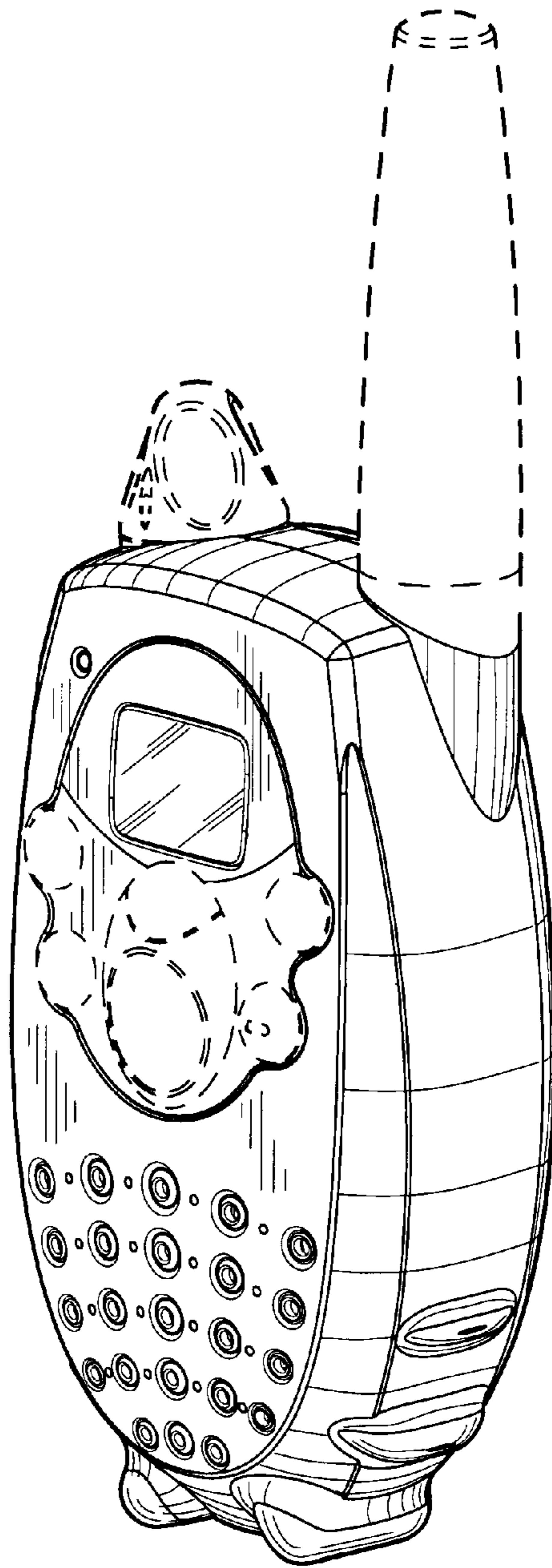


FIG. 7