



US00D479696S

(12) **United States Design Patent**  
**Cadotte et al.**

(10) **Patent No.:** **US D479,696 S**

(45) **Date of Patent:** **\*\* Sep. 16, 2003**

(54) **WINDSHIELD FOR A SNOWMOBILE**

(75) Inventors: **Germain Cadotte**, St-Élie d'Orford (CA); **Bruno Girouard**, Montreal (CA); **Emmanuel Rius**, Maison Laffitte (FR)

(73) Assignee: **Bombardier Inc.**, Valcourt (CA)

(\*\*) Term: **14 Years**

(21) Appl. No.: **29/160,837**

(22) Filed: **May 20, 2002**

**Related U.S. Application Data**

(63) Continuation-in-part of application No. 29/139,885, filed on Apr. 9, 2001.

(51) **LOC (7) Cl.** ..... **12-13**

(52) **U.S. Cl.** ..... **D12/7; D12/182**

(58) **Field of Search** ..... **D12/7, 182; 180/182, 180/186, 190, 193-194; 280/845; D21/533**

(56) **References Cited**

**U.S. PATENT DOCUMENTS**

D228,754 S	10/1973	Mango	.....	D12/7
D239,164 S	3/1976	Smith et al.	.....	D12/7
D264,830 S	6/1982	Ishiyama	.....	D12/7
D271,962 S	* 12/1983	Ito	.....	D12/182
D272,615 S	* 2/1984	Ito	.....	D12/182

D273,185 S	3/1984	Ishiyama	.....	D12/7
D278,892 S	5/1985	Kobayashi	.....	D12/7
D284,180 S	* 6/1986	Abe	.....	D12/182
D311,715 S	* 10/1990	Yamada et al.	.....	D12/182
D314,535 S	2/1991	Matsue	.....	D12/7
D319,607 S	* 9/1991	Anselme	.....	D12/7
D342,044 S	* 12/1993	Hornai	.....	D12/7
D345,725 S	* 4/1994	Camfield et al.	.....	D12/182
D362,207 S	* 9/1995	Hacke et al.	.....	D12/7
D438,821 S	3/2001	Cadotte et al.	.....	D12/7
6,234,263 B1	5/2001	Boivin et al.	.....	180/184
6,234,286 B1	5/2001	Feldberg	.....	188/379

\* cited by examiner

*Primary Examiner*—Nelson C. Holtje

(74) *Attorney, Agent, or Firm*—Pillsbury Winthrop LLP

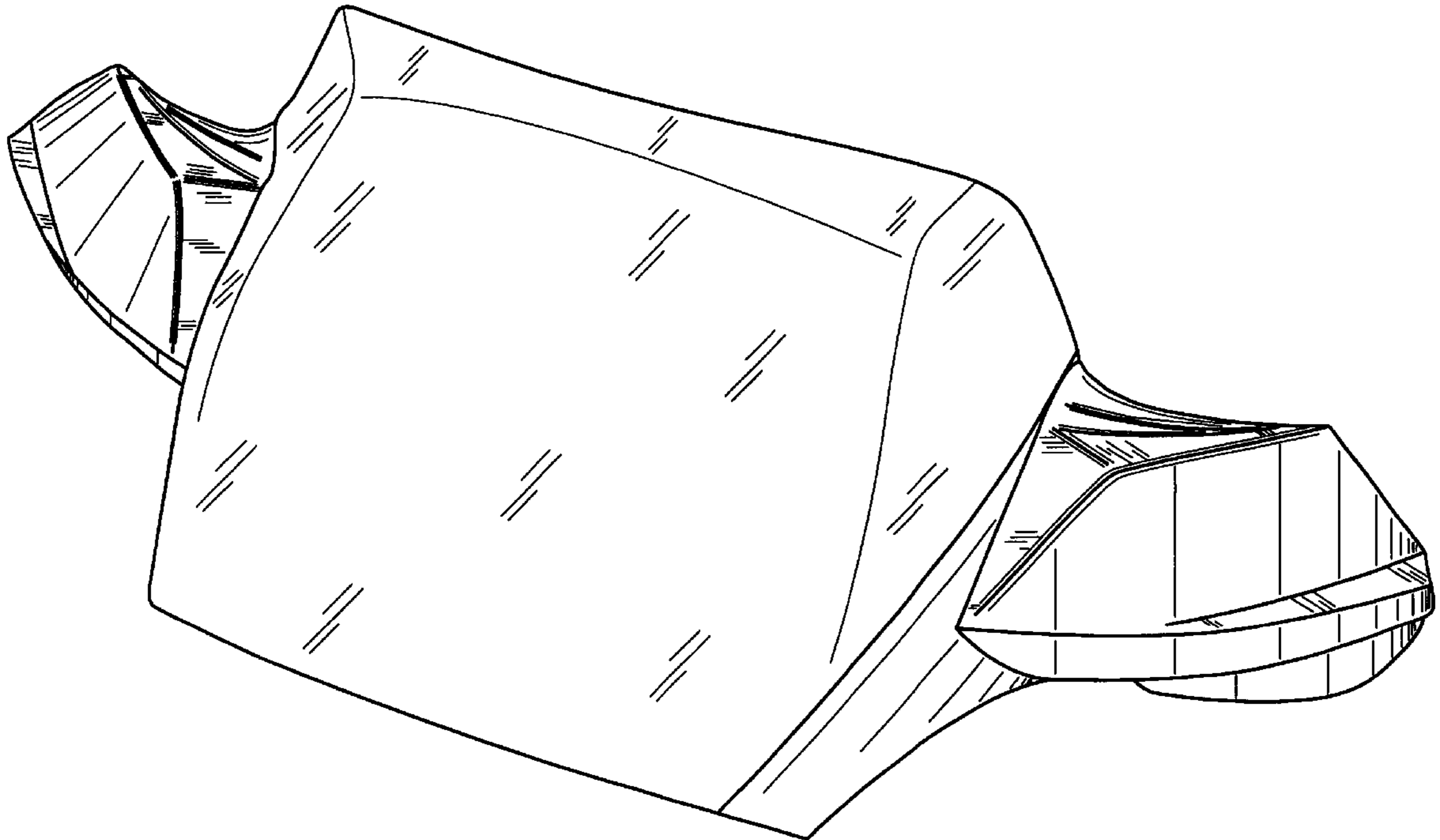
(57) **CLAIM**

The ornamental design for a windshield for a snowmobile, as shown and described.

**DESCRIPTION**

FIG. 1 is a left-front side perspective view of a windshield for a snowmobile showing our new design; FIG. 2 is a front elevational view thereof; FIG. 3 is a left side elevational view thereof, the right side being a mirror image; FIG. 4 is a top plan view thereof; and, FIG. 5 is a bottom plan view thereof.

**1 Claim, 5 Drawing Sheets**



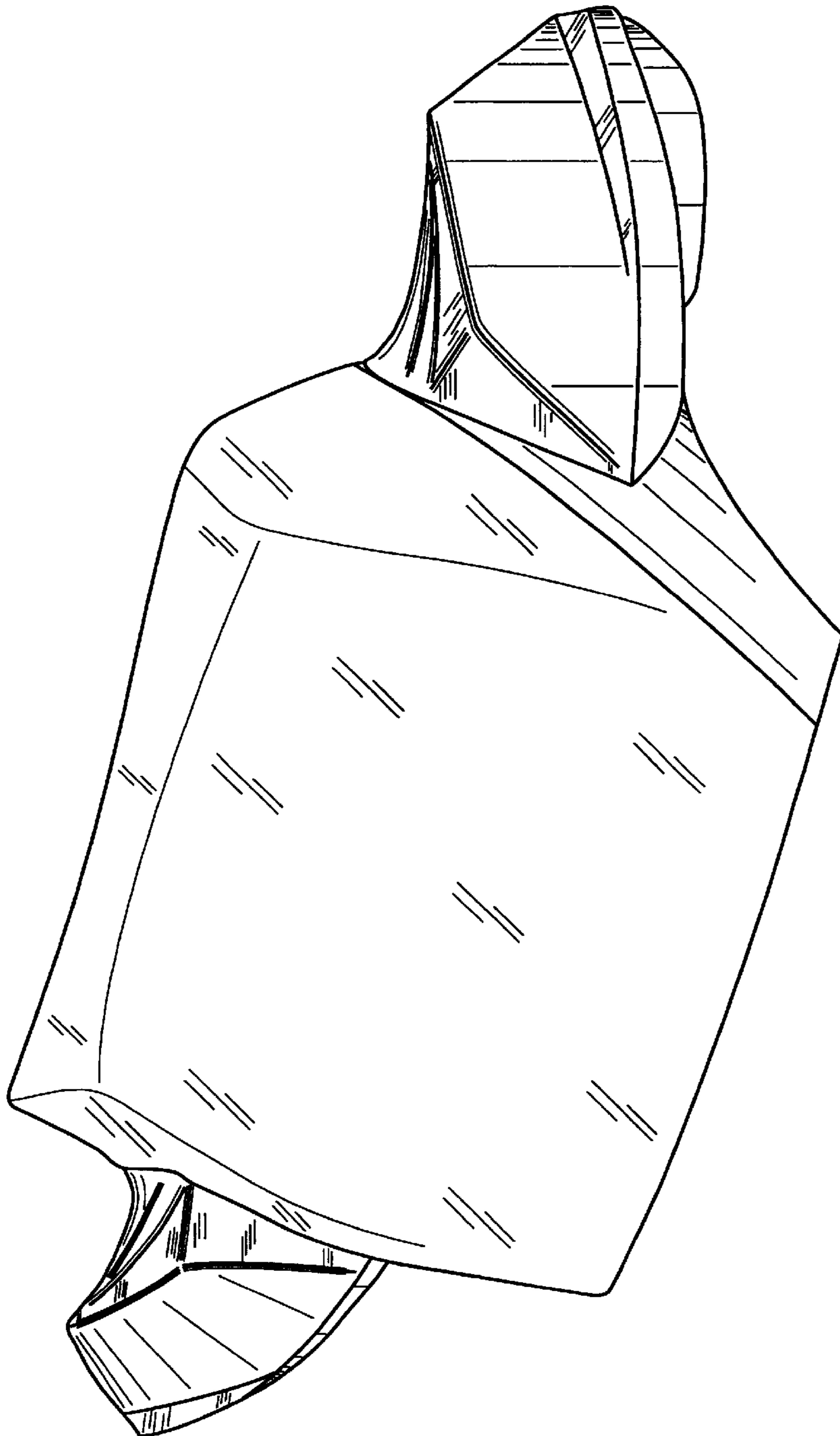


FIG. 1

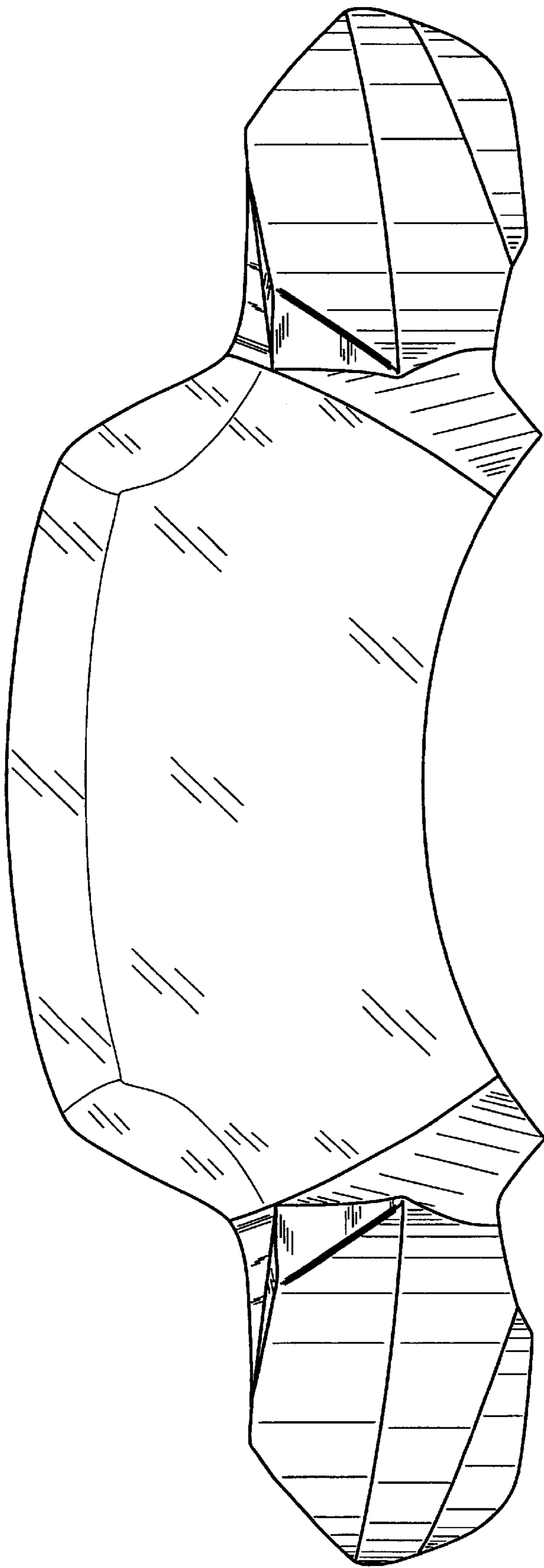
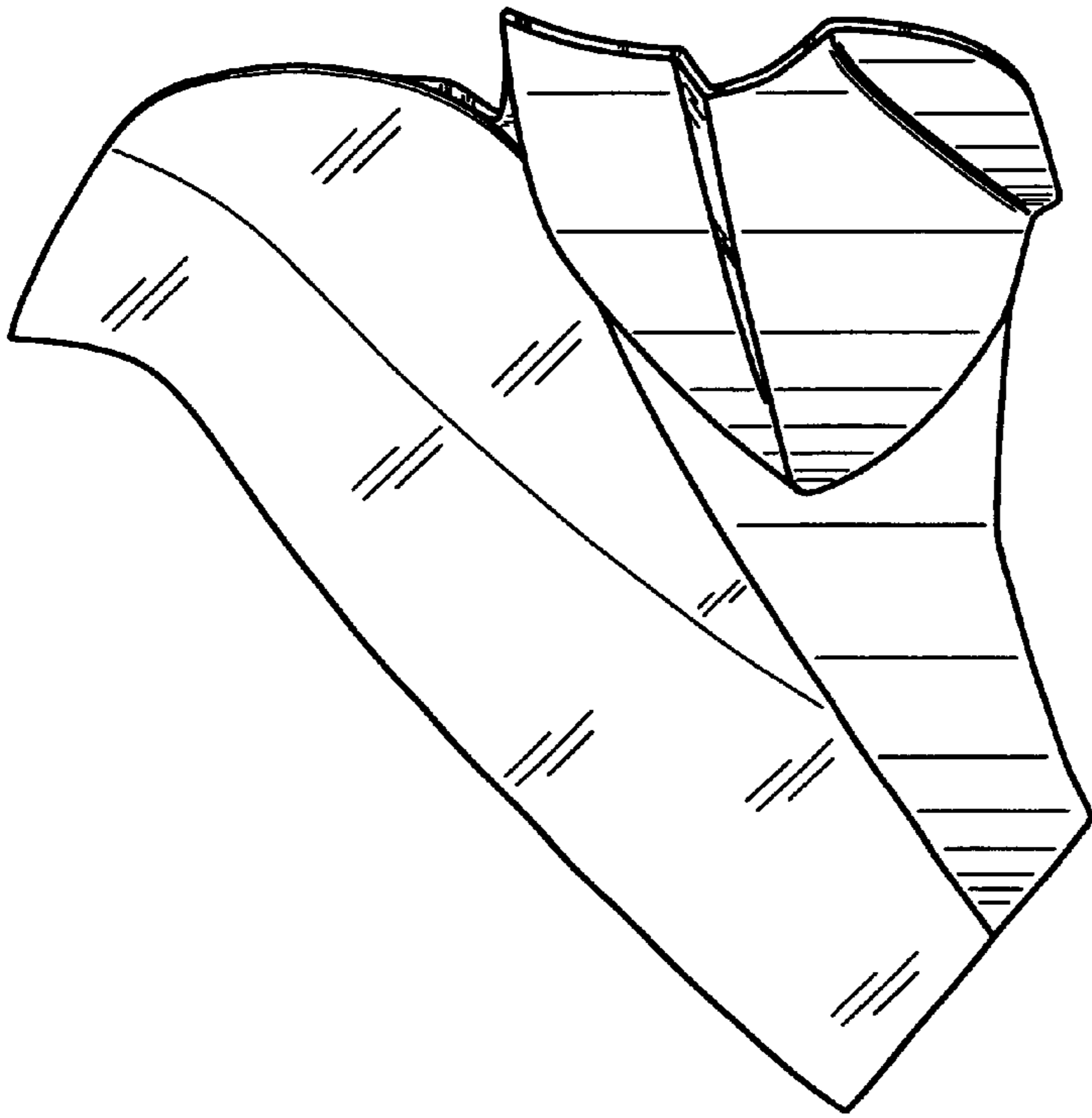
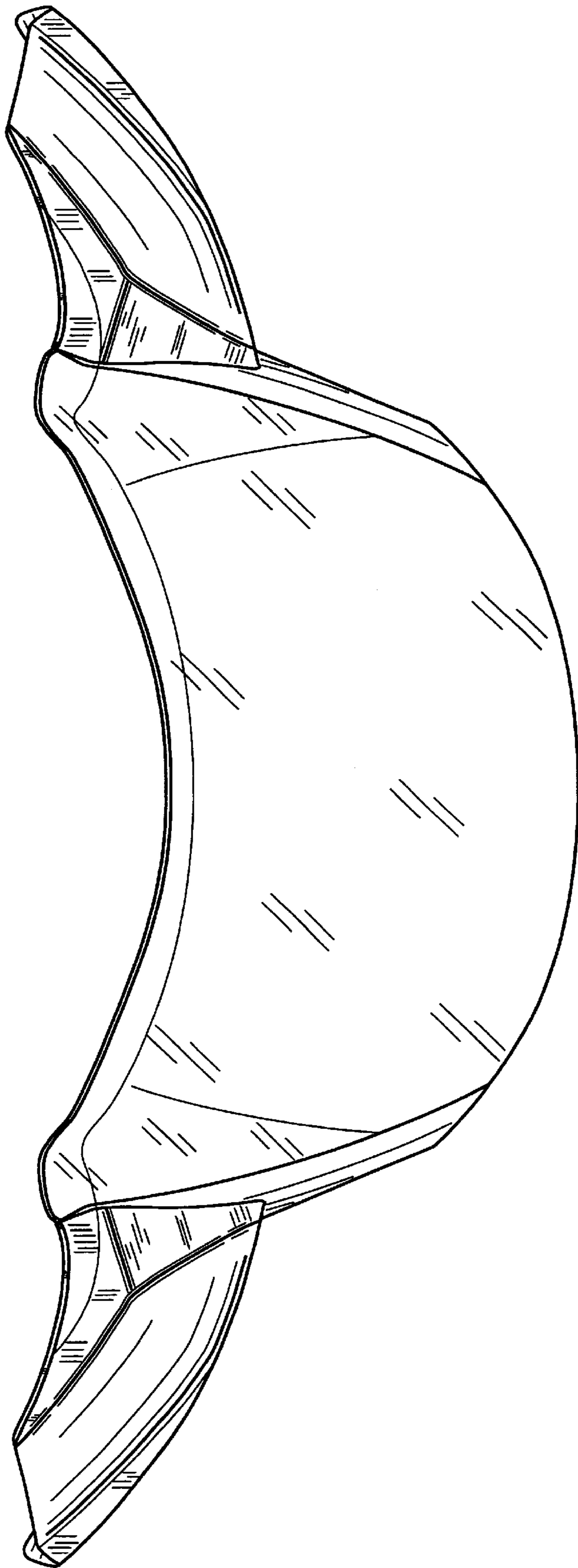


FIG. 2



**FIG. 3**



**FIG. 4**

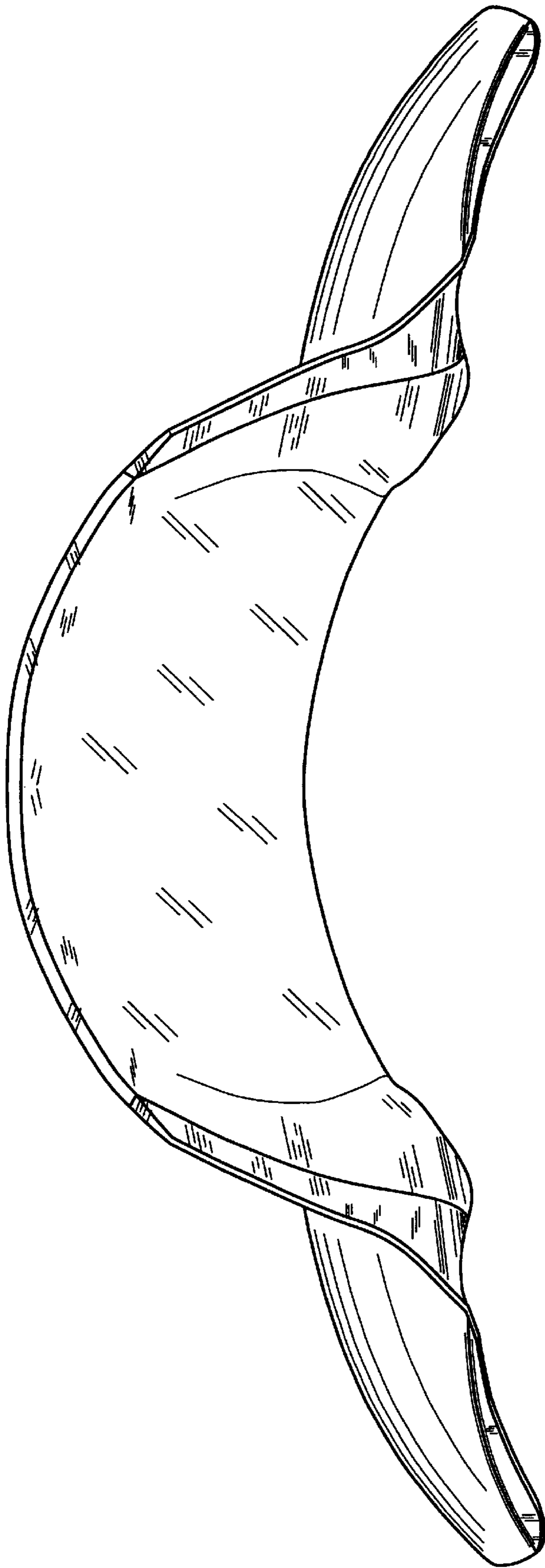


FIG. 5