



US00D479694S

(12) **United States Design Patent**
Harbaugh

(10) **Patent No.:** **US D479,694 S**

(45) **Date of Patent:** **** Sep. 16, 2003**

(54) **PLANTER**

(76) Inventor: **Kenneth A. Harbaugh**, 9886
Riverwood Ct., Douglasville, GA (US)
30135

(**) Term: **14 Years**

(21) Appl. No.: **29/173,940**

(22) Filed: **Jan. 9, 2003**

Related U.S. Application Data

(62) Division of application No. 29/136,800, filed on Feb. 7, 2001.

(51) **LOC (7) Cl.** **11-02**

(52) **U.S. Cl.** **D11/151; D11/152**

(58) **Field of Search** D11/143, 148,
D11/149, 151, 152, 153, 154; D6/403, 404;
47/65.5, 65.7, 67, 71, 72; 206/423; 248/27.8;
D7/560, 564, 565, 585, 518, 521

(56) **References Cited**

U.S. PATENT DOCUMENTS

D118,384 S * 1/1940 Mehrer D11/151

D171,664 S * 3/1954 Rosenberg D11/151

D235,159 S * 5/1975 Ball D7/518

D324,005 S * 2/1992 Grosfillex D11/152

D331,549 S * 12/1992 Embree D11/153

D412,232 S * 7/1999 Anderson D11/152

* cited by examiner

Primary Examiner—Doris V. Coles

Assistant Examiner—Mimosa De

(74) *Attorney, Agent, or Firm*—Kilpatrick Stockton LLP

(57) **CLAIM**

The ornamental design for a planter, substantially as shown.

DESCRIPTION

FIG. 1 is a perspective view showing a planter;

FIG. 2 is a front view thereof;

FIG. 3 is a rear view thereof;


FIG. 4 is a right side view thereof;

FIG. 5 is a left side view thereof;

FIG. 6 is a top view thereof; and,

FIG. 7 is a bottom view thereof.

1 Claim, 4 Drawing Sheets






Fig. 1




Fig. 2




Fig. 3




Fig. 4



Fig. 5

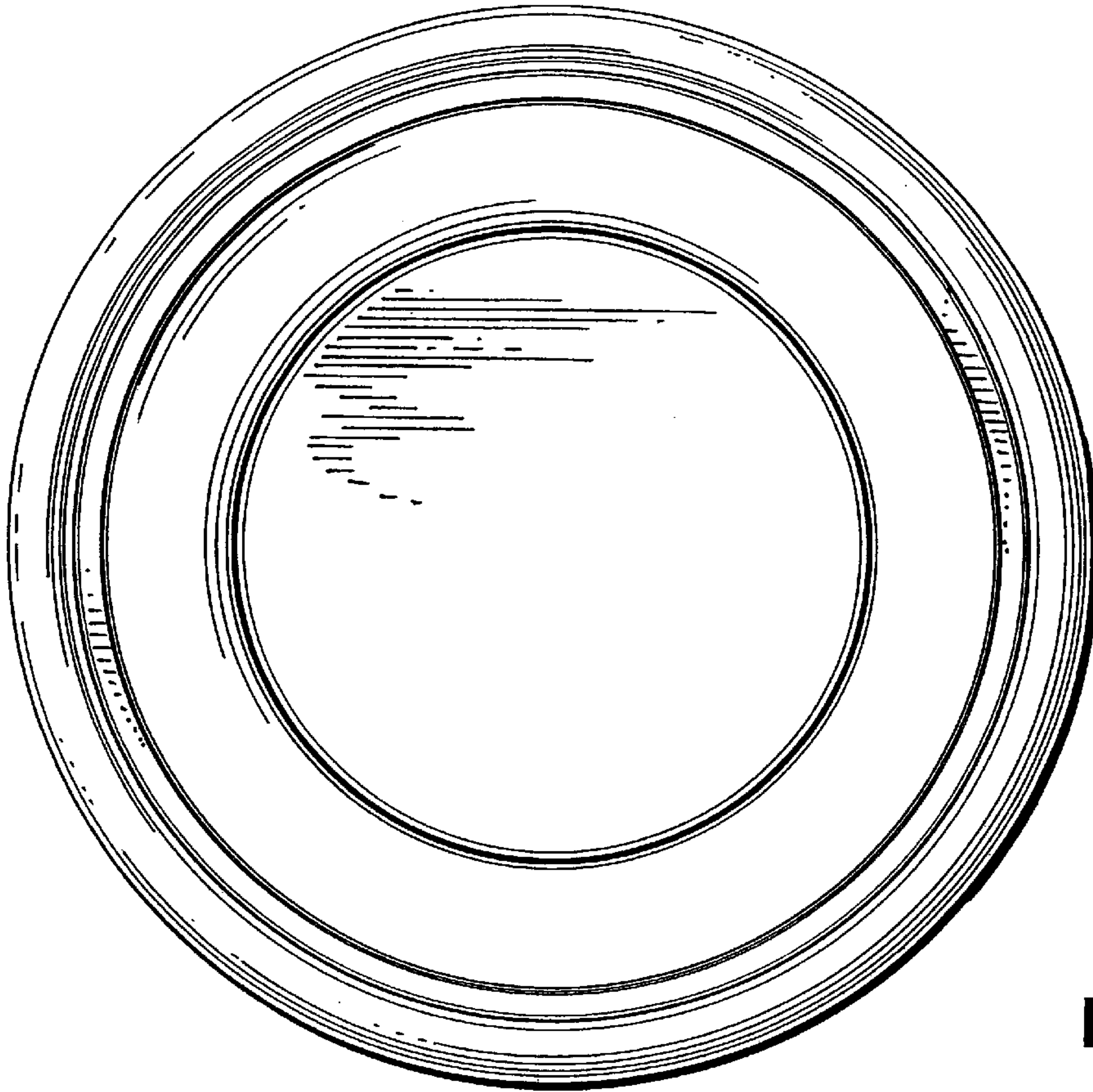


Fig. 6

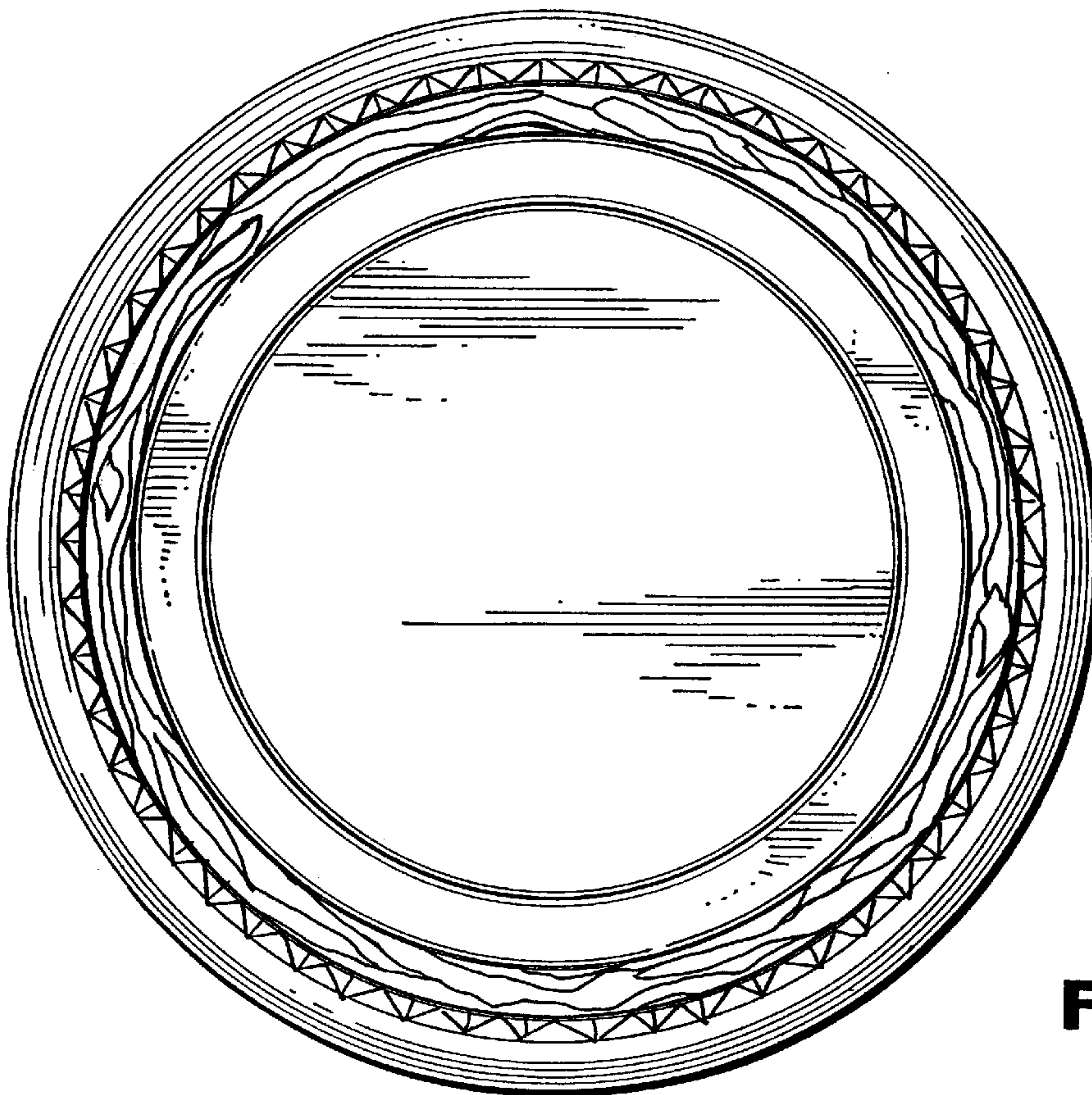


Fig. 7