



US00D479688S

(12) **United States Design Patent**  
**Kumakura et al.**

(10) **Patent No.: US D479,688 S**

(45) **Date of Patent: \*\* Sep. 16, 2003**

(54) **MOUNT FOR PACKAGING**

(75) Inventors: **Katsuhiko Kumakura**, Kyoto (JP);  
**Keiichi Harada**, Osaka (JP)

(73) Assignee: **Matsushita Electric Industrial Co., Ltd.**, Osaka (JP)

(\*\*) Term: **14 Years**

(21) Appl. No.: **29/167,719**

(22) Filed: **Sep. 18, 2002**

(30) **Foreign Application Priority Data**

Mar. 18, 2002 (JP) ..... 2002-007051

(51) **LOC (7) Cl.** ..... **09-07**

(52) **U.S. Cl.** ..... **D9/457; D9/415**

(58) **Field of Search** ..... D9/415, 416, 418,  
D9/337, 346, 341, 457; 206/461-471, 806,  
769-771, 775-778, 701, 703-705, 349

(56) **References Cited**

**U.S. PATENT DOCUMENTS**

- 5,033,616 A \* 7/1991 Wuser ..... 206/470
- 5,735,404 A \* 4/1998 Kumakura et al. .... 206/469
- 5,816,408 A \* 10/1998 Indelicato ..... 206/470
- 5,947,297 A \* 9/1999 Aoki et al. .... 206/705
- 6,029,818 A \* 2/2000 Kumakura et al. .... 206/469
- D421,899 S \* 3/2000 Eneroth et al. .... D9/345
- D423,344 S \* 4/2000 Kumakura et al. .... D9/415

- D423,928 S \* 5/2000 Kumakura et al. .... D9/415
- D433,936 S \* 11/2000 Pirro et al. .... D9/415
- D450,239 S \* 11/2001 Otto ..... D9/415
- D451,382 S \* 12/2001 Adkins ..... D9/415

\* cited by examiner

*Primary Examiner*—Prabhakar Deshmukh

(74) *Attorney, Agent, or Firm*—Christensen O'Connor Johnson Kindness PLLC

(57) **CLAIM**

The ornamental design for a mount for packaging, as shown and described

**DESCRIPTION**

The patent or application file contains at least one drawing executed in color. Copies of this patent or patent application publication with color drawings will be provided by the Office upon request and payment of the necessary fee.

FIG. 1 is a perspective view of the top, front and right side of a mount for packaging showing our new design;

FIG. 2 is a front view thereof;

FIG. 3 is a top plan view thereof;

FIG. 4 is a right side view thereof;

FIG. 5 is a rear view thereof;

FIG. 6 is a left side view thereof; and,

FIG. 7 is a bottom view thereof.

**1 Claim, 2 Drawing Sheets**

**(1 of 2 Drawing Sheet(s) Filed in Color)**




FIG. 1




FIG. 2

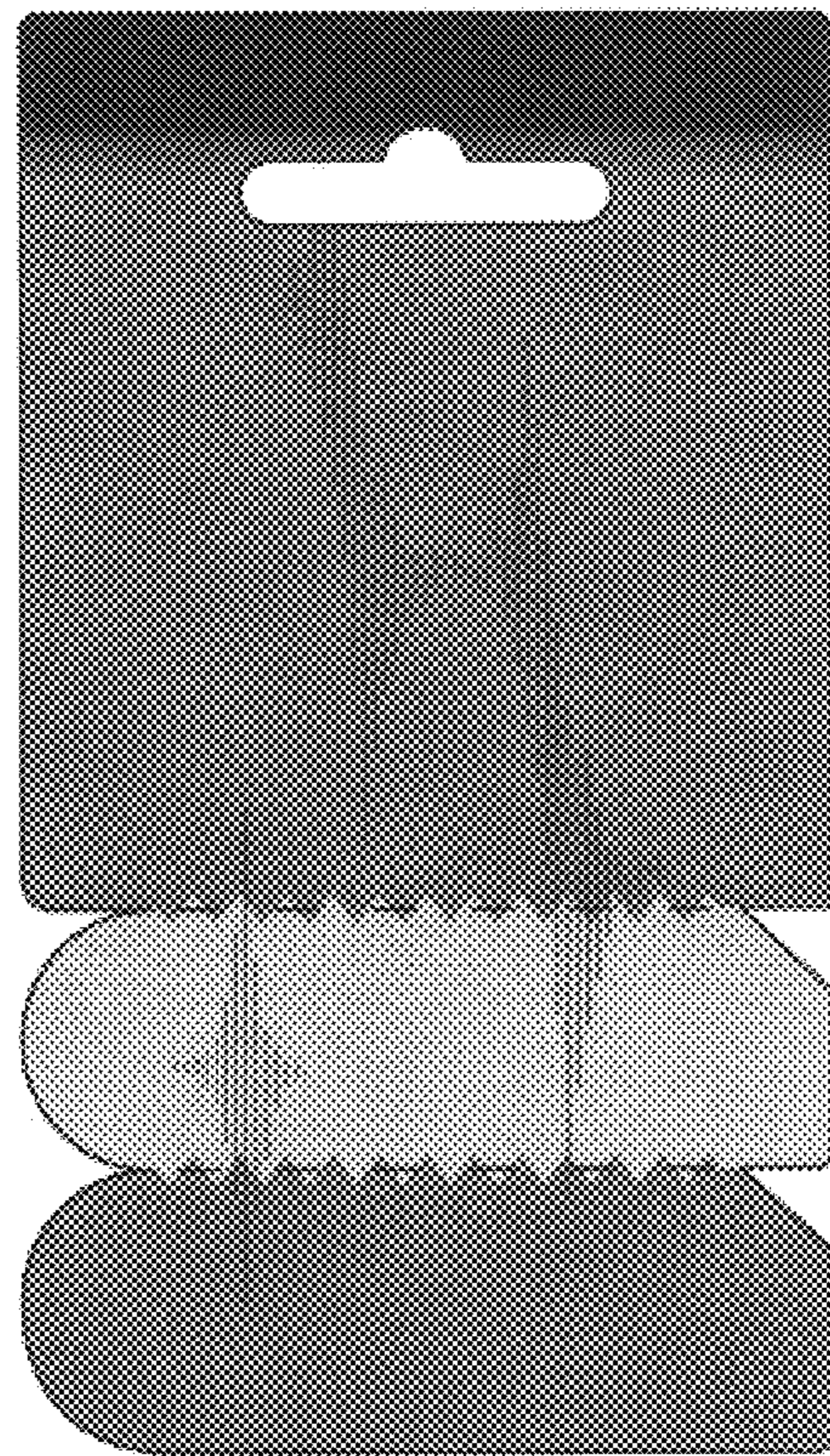


FIG. 3

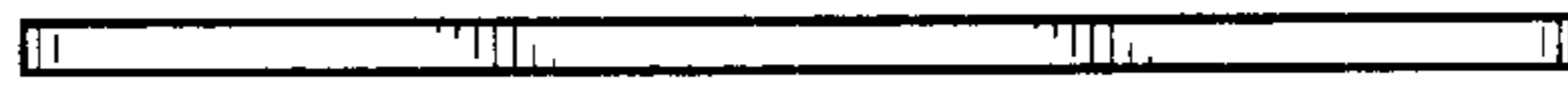


FIG. 4



FIG. 5

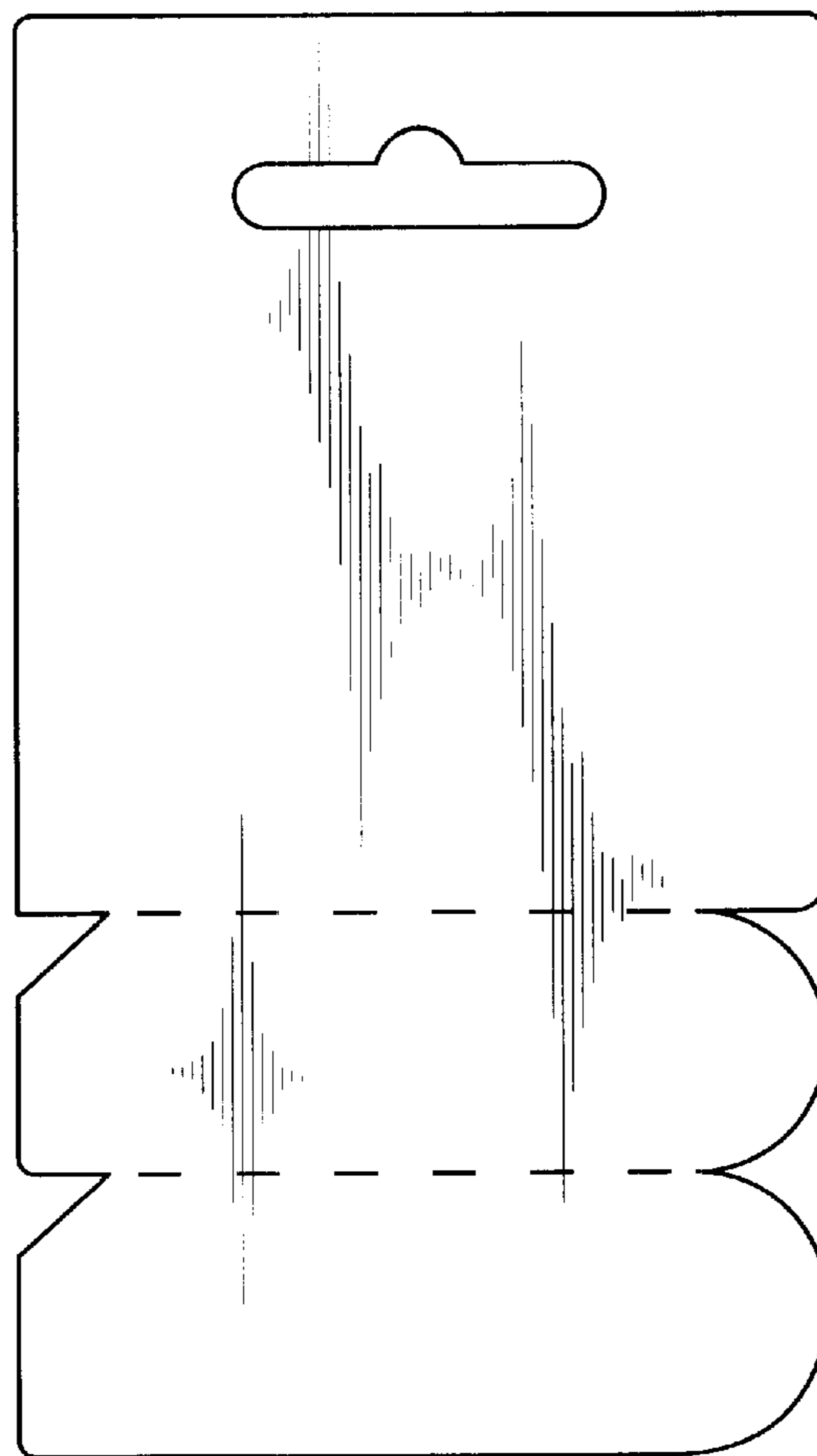



FIG. 6



FIG. 7



UNITED STATES PATENT AND TRADEMARK OFFICE  
**CERTIFICATE OF CORRECTION**

PATENT NO. : Des. 479,688 S  
DATED : September 16, 2003  
INVENTOR(S) : K. Kumakura et al.

Page 1 of 1

It is certified that error appears in the above-identified patent and that said Letters Patent is hereby corrected as shown below:

Title page,

Item [56], **References Cited**, FOREIGN PATENT DOCUMENTS, insert in appropriate order:

-- FOREIGN PATENT DOCUMENTS

JP	1070264	5/2000
JP	1123256	10/2001 --

Item [57], **CLAIM**, “and described” should read -- and described. --

Signed and Sealed this

Sixteenth Day of December, 2003



JAMES E. ROGAN  
*Director of the United States Patent and Trademark Office*