



US00D479685S

(12) **United States Design Patent**
Zanchetta et al.

(10) **Patent No.:** **US D479,685 S**

(45) **Date of Patent:** **** Sep. 16, 2003**

(54) **CONTAINER**

(75) Inventors: **Natalino Zanchetta**, Reno, NV (US);
Gianna Zanchetta, New York, NY (US)

(73) Assignee: **Polyglass, U.S.A.**, Fernley, NV (US)

(**) Term: **14 Years**

(21) Appl. No.: **29/171,142**

(22) Filed: **Nov. 18, 2002**

(51) **LOC (7) Cl.** **09-03**

(52) **U.S. Cl.** **D9/433**

(58) **Field of Search** D9/414, 418, 420,
D9/432, 433, 499; 206/527, 494, 784; 220/62,
229; 229/100, 117.07, 117.08, 125.01, 183,
185.1, 186, 800

(56) **References Cited**

U.S. PATENT DOCUMENTS

- 2,293,187 A * 8/1942 Becker 229/41
- 2,953,293 A * 9/1960 Anderson 229/51
- D320,557 S * 10/1991 Schuster D9/418
- D339,438 S * 9/1993 Moran D34/7

- D350,480 S * 9/1994 Sutherland D9/416
- D351,557 S * 10/1994 Noble, Jr. D9/418
- D379,759 S * 6/1997 Mulry D9/418

* cited by examiner

Primary Examiner—Ted Shooman

Assistant Examiner—Daniel Bui

(74) *Attorney, Agent, or Firm*—David I. Roche; Baker & McKenzie

(57) **CLAIM**

The ornamental design for a container, as shown as described above.

DESCRIPTION

FIG. 1 is a perspective view of a container in an assembled condition embodying our invention;
 FIG. 2 is a plan view of a container in an unassembled condition;
 FIG. 3 is a front elevational view thereof;
 FIG. 4 is a rear elevational view thereof;
 FIG. 5 is a left side elevational view thereof;
 FIG. 6 is a right side elevational view thereof;
 FIG. 7 is a top end view thereof; and,
 FIG. 8 is a bottom end view thereof.

1 Claim, 2 Drawing Sheets

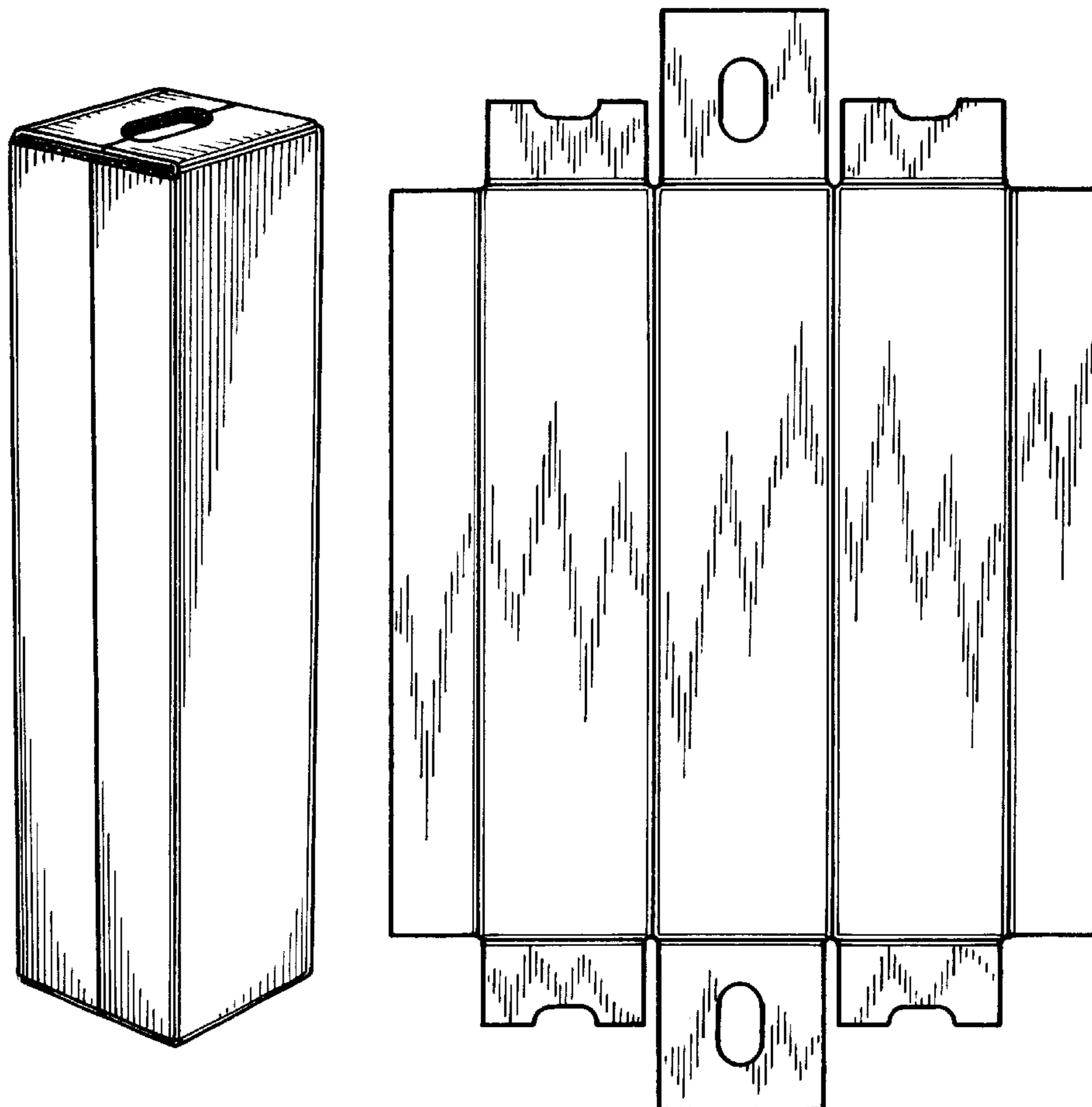


FIG 2




FIG 1




Fig 7

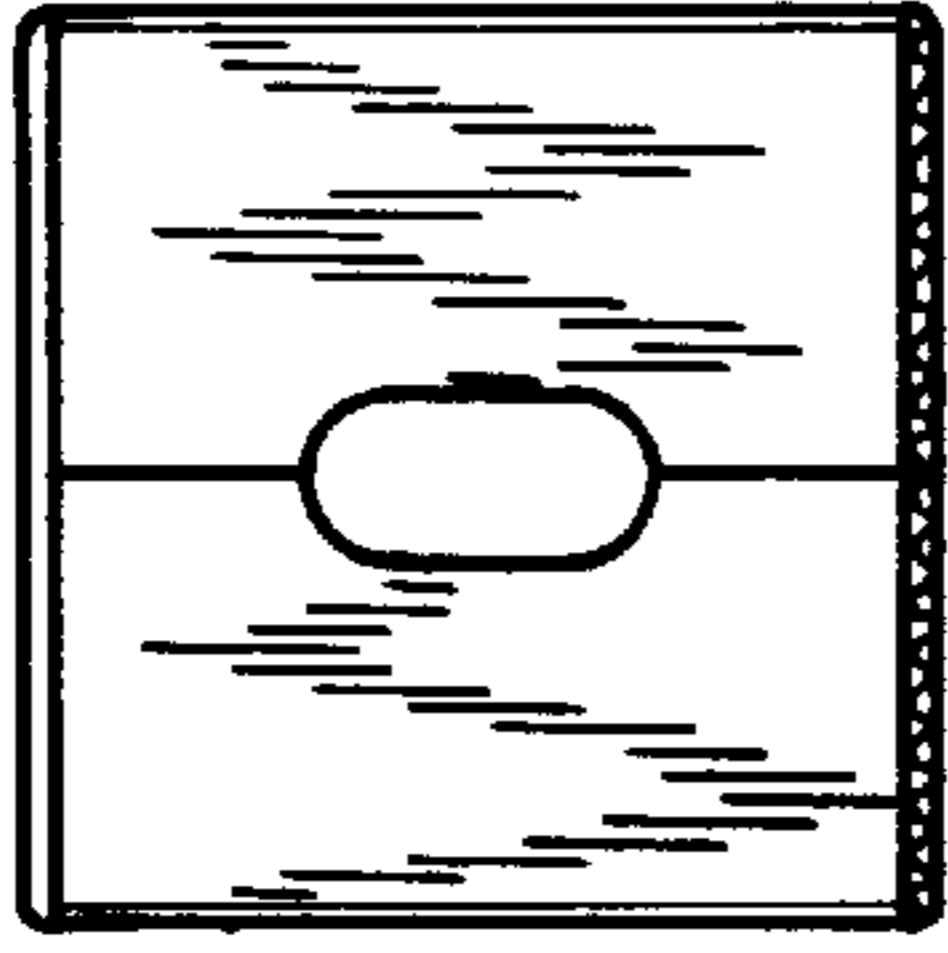


Fig 8

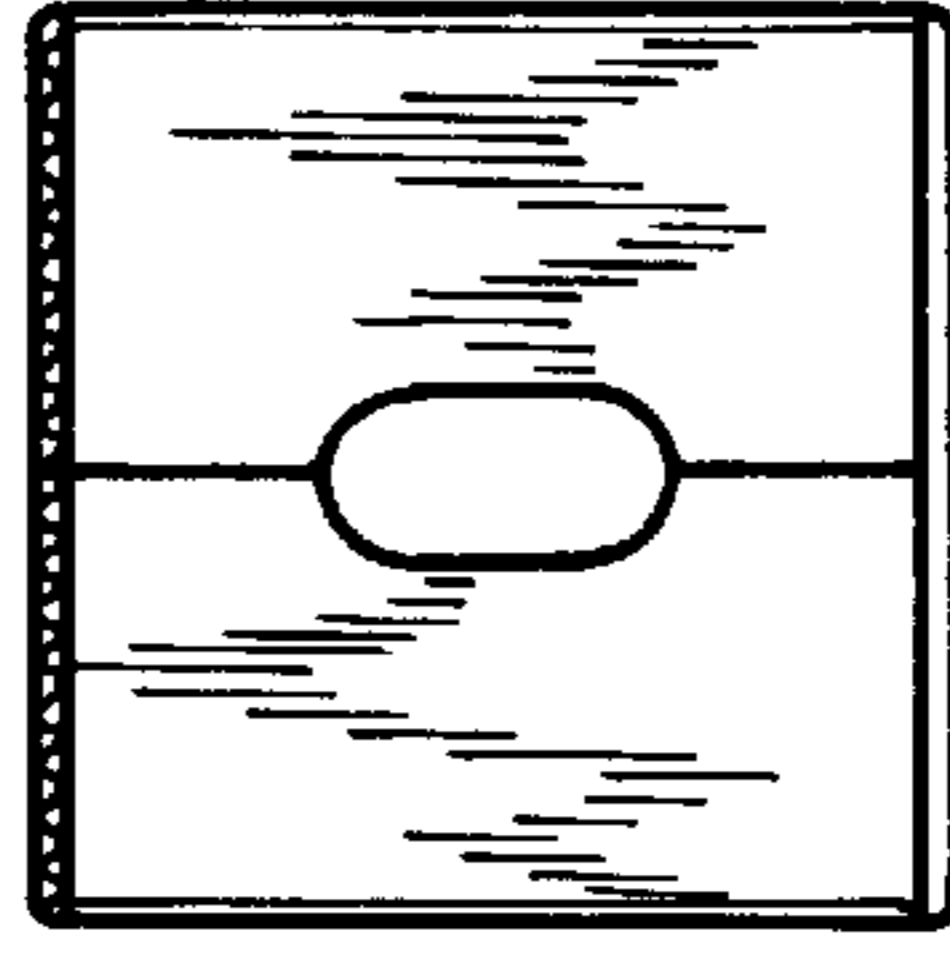


Fig 6

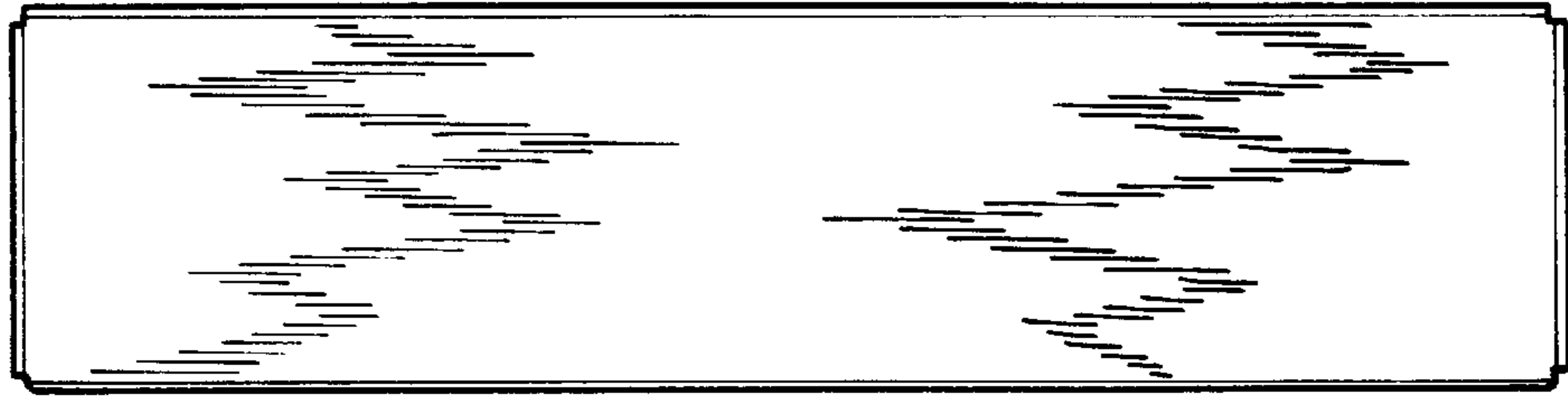


Fig 5

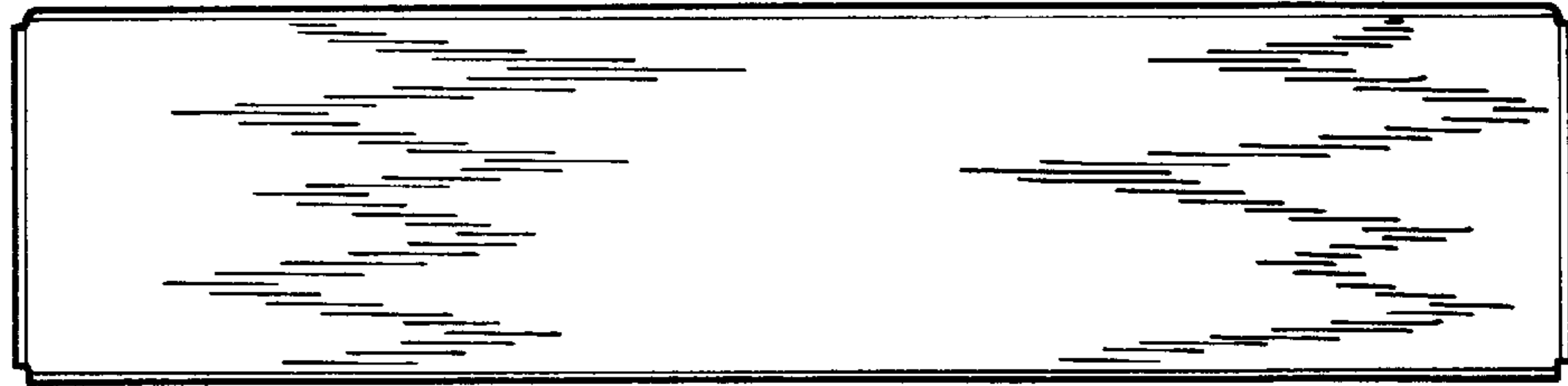


Fig 4




Fig 3

