



US00D479674S

(12) **United States Design Patent**
Freed

(10) **Patent No.:** **US D479,674 S**

(45) **Date of Patent:** **** Sep. 16, 2003**

(54) **STACKABLE FLATWARE WITH EMBOSSED HANDLE**

(75) **Inventor:** **Robert Freed**, King County, WA (US)

(73) **Assignee:** **Freed Designs, Inc.**, Kenmore, WA (US)

(**) **Term:** **14 Years**

(21) **Appl. No.:** **29/167,832**

(22) **Filed:** **Sep. 20, 2002**

(51) **LOC (7) Cl.** **07-03**

(52) **U.S. Cl.** **D7/645**

(58) **Field of Search** D7/642, 643, 645, D7/649, 650, 653, 662-664, 401.2; D8/98-100, 107; D22/118; 30/147-150, 322-329, 345

(56) **References Cited**

U.S. PATENT DOCUMENTS

D41,318 S	*	4/1911	Alvord	D7/693
D48,202 S	*	11/1915	Smith	D7/693
D208,724 S	*	9/1967	Lea	D7/653
D212,908 S	*	12/1968	Toffolon	D7/662
D230,125 S	*	1/1974	Wallance	D7/649
4,317,284 A	*	3/1982	Prindle	30/340
4,524,512 A	*	6/1985	Formo et al.	30/147
D318,600 S	*	7/1991	Lillelund et al.	D7/643
D438,057 S	*	2/2001	Kerman	D7/401.2
D440,831 S	*	4/2001	Welch et al.	D7/645
D455,936 S	*	4/2002	Welch	D7/645

* cited by examiner

Primary Examiner—Caron D. Veynar

(74) *Attorney, Agent, or Firm*—James Davison

(57) **CLAIM**

The ornamental design for a stackable flatware with embossed handle, as shown.

DESCRIPTION

The left side view, bottom view, and rear view contain no features not defined by the abovementioned views.

FIG. 1 is a right side view of the claimed design with the stackable flatware with the embossed handle shown stacked;

FIG. 2 is a perspective view of the claimed design embodied in a knife;

FIG. 3 is a top plan view thereof;

FIG. 4 is a bottom plan view thereof;

FIG. 5 is a right side view thereof;

FIG. 6 is a left side view thereof;

FIG. 7 is an end view thereof showing the utensil end;

FIG. 8 is an end view thereof showing the handle end;

FIG. 9 is a perspective view of the claimed design embodied a fork;

FIG. 10 is a top plan view thereof;

FIG. 11 is a bottom plan view thereof;

FIG. 12 is a side view thereof;

FIG. 13 is an end view thereof showing the utensil end;

FIG. 14 is an end view thereof showing the handle end;

FIG. 15 is a perspective view of the claimed design embodied a spoon;

FIG. 16 is a top plan view thereof;

FIG. 17 is a bottom plan view thereof;

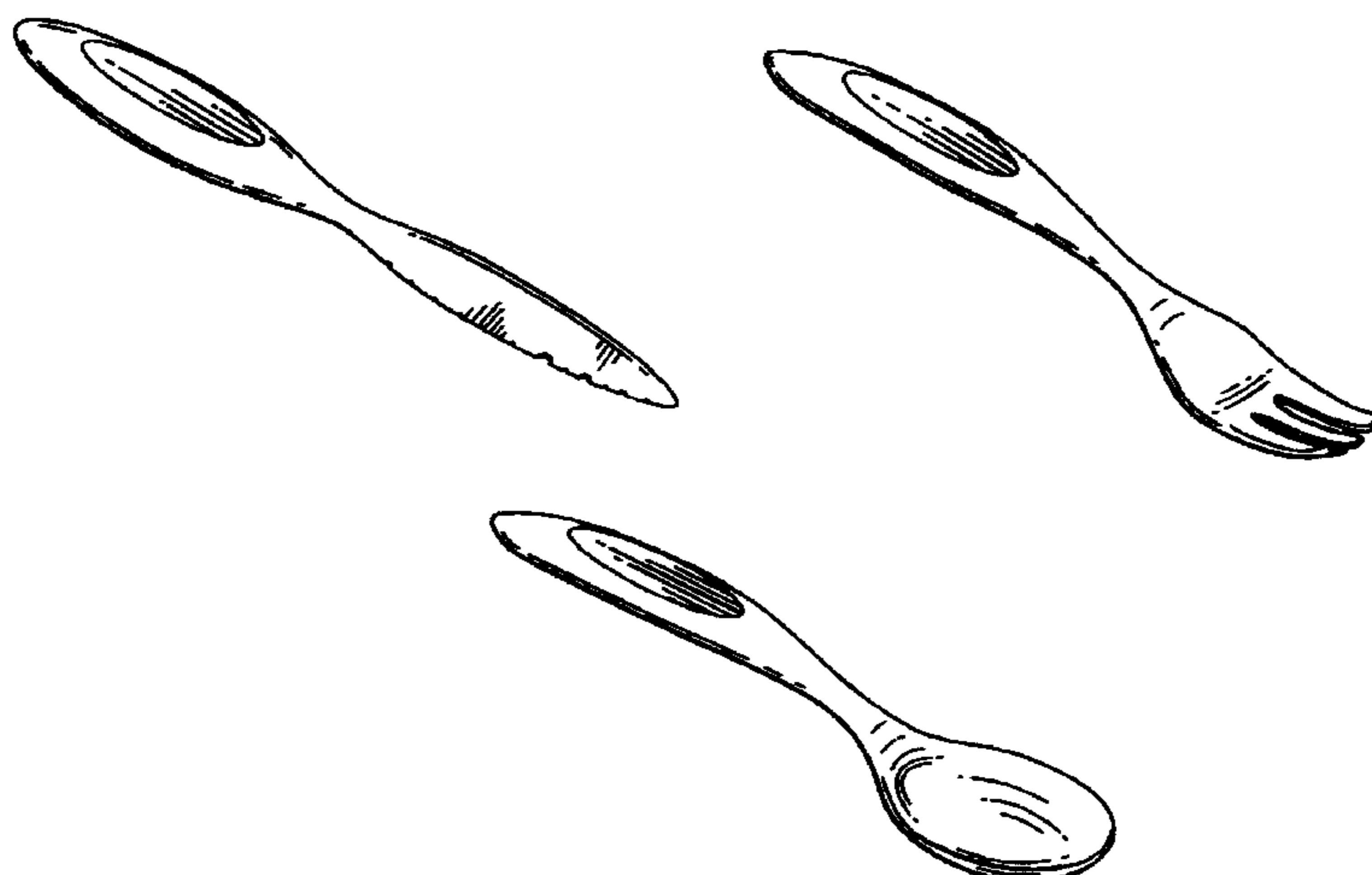
FIG. 18 is a side view thereof;

FIG. 19 is an end view showing the utensil end; and,

FIG. 20 is an end view showing the handle end.

My stackable flatware with embossed handle comprises a knife, spoon, and fork. The fork is capable of nesting on top of the spoon. The knife has irregular serrations on the cutting edge. The handles of all three implements shown contain a flattened surface capable of being embossed with a name or a logo.

1 Claim, 3 Drawing Sheets






Fig. 1.

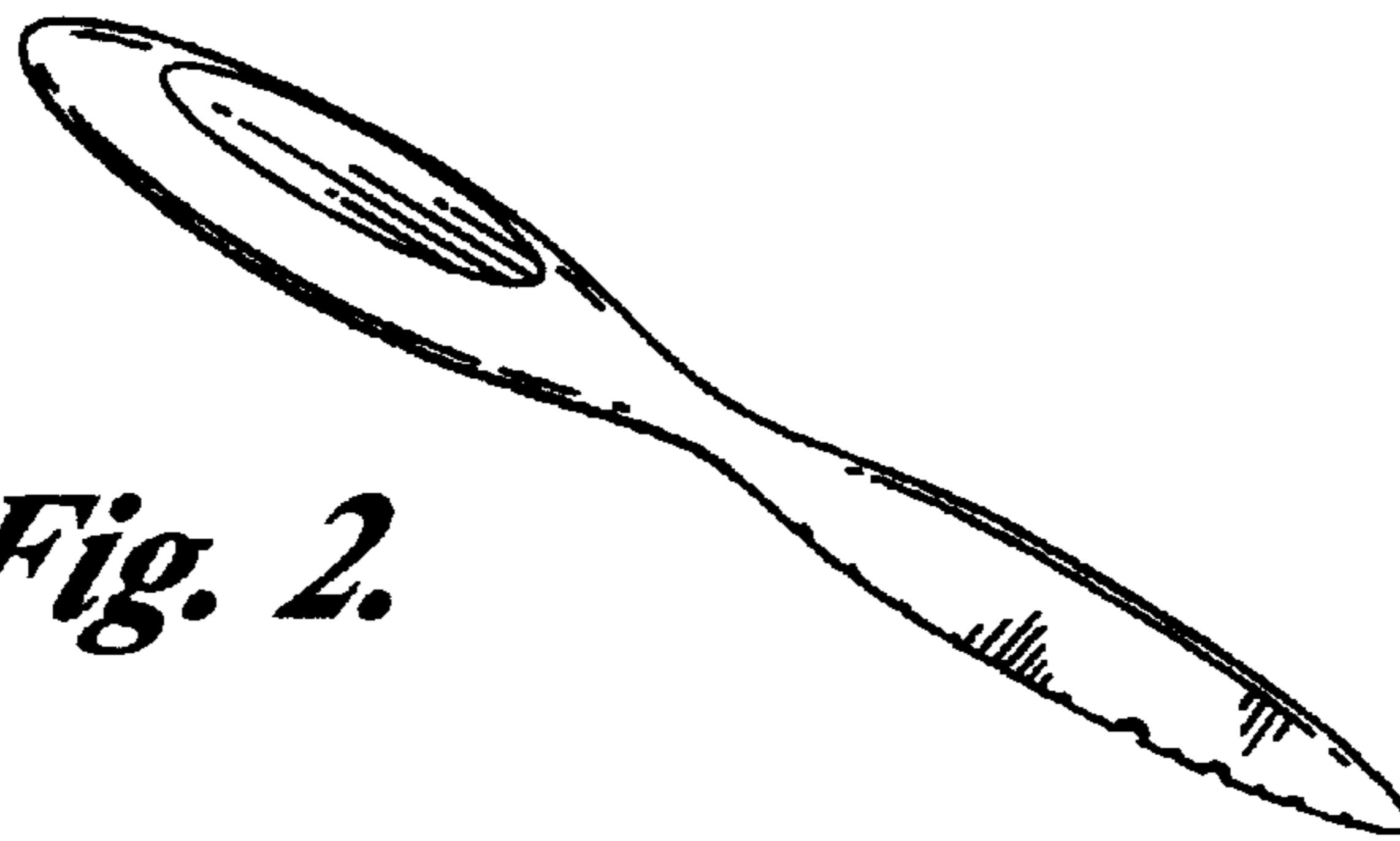


Fig. 2.

Fig. 3.

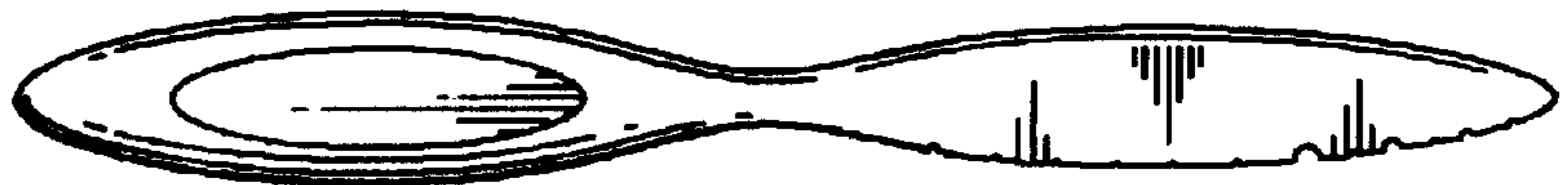


Fig. 4.



Fig. 5.




Fig. 6.



Fig. 7.



Fig. 8.






Fig. 9.

Fig. 10.

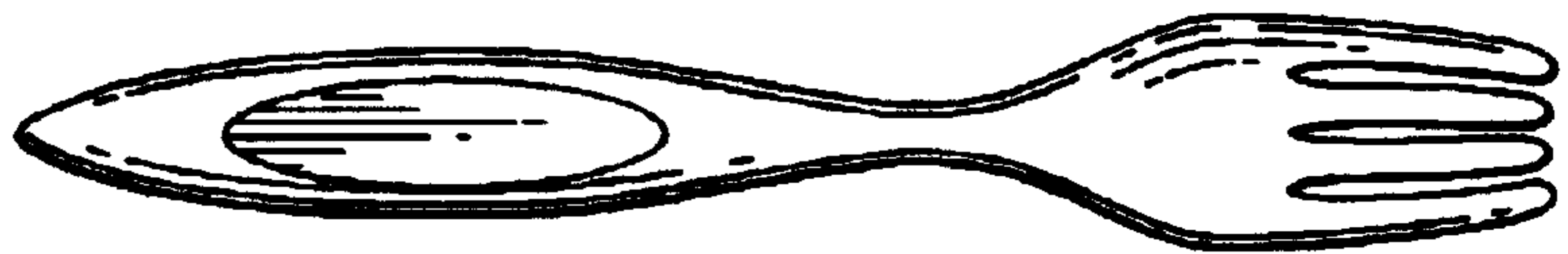


Fig. 11.




Fig. 12.



Fig. 13.



Fig. 14.






Fig. 15.

Fig. 16.

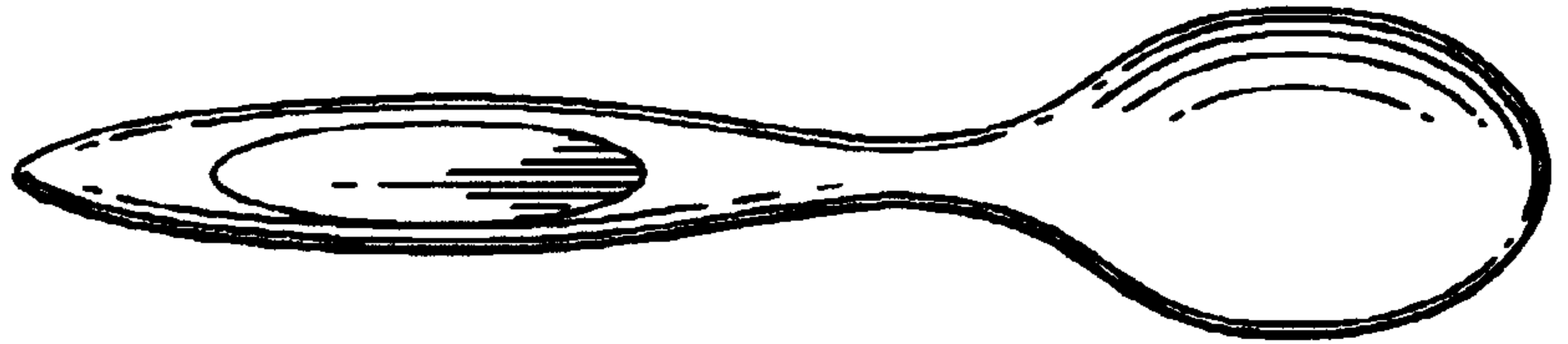


Fig. 17.



Fig. 18.




Fig. 19.



Fig. 20.

