



US00D479671S

(12) **United States Design Patent**
Gluck

(10) **Patent No.:** **US D479,671 S**

(45) **Date of Patent:** **** Sep. 16, 2003**

(54) **TRAVEL MUG**

(75) **Inventor:** **Robert Gluck**, Lynbrook, NY (US)

(73) **Assignee:** **Gordon Industries, Ltd.**, Lynbrook, NY (US)

(**) **Term:** **14 Years**

(21) **Appl. No.:** **29/157,085**

(22) **Filed:** **Mar. 13, 2002**

(51) **LOC (7) Cl.** **07-01**

(52) **U.S. Cl.** **D7/533; D7/510; D7/532**

(58) **Field of Search** **D7/500, 509-537, D7/396.1-396.6; 206/217; 229/400, 402**

(56) **References Cited**

U.S. PATENT DOCUMENTS

D410,174 S	*	5/1999	Sheu	D7/510
D417,819 S	*	12/1999	Kelly-Pollet	D7/510
D420,254 S	*	2/2000	Park	D7/510
D424,878 S	*	5/2000	Freed	D7/533
D428,769 S	*	8/2000	Mensch et al.	D7/533
D436,294 S	*	1/2001	Marck	D7/511
D437,185 S	*	2/2001	Freed	D7/510
D457,395 S	*	5/2002	Gluck	D7/510

D466,371 S	*	12/2002	Parker	D7/510
D467,124 S	*	12/2002	Janky	D7/533
D469,309 S	*	1/2003	Janky	D7/510
D472,425 S	*	4/2003	Hurlbut et al.	D7/510

* cited by examiner

Primary Examiner—Caron D. Veynar

(74) *Attorney, Agent, or Firm*—Bernard Malina; Malina & Wolson

(57) **CLAIM**

The ornamental design for a travel mug, as shown and described.

DESCRIPTION

FIG. 1 is a top perspective view of a travel mug showing a new design;

FIG. 2 is a front elevational view thereof;

FIG. 3 is a top plan view thereof;


FIG. 4 is a side elevational view thereof;

FIG. 5 is a rear elevational view thereof; and,

FIG. 6 is a bottom view thereof.

The broken lines shown on FIG. 1 are for illustrative purposes only and form no part of the claimed design.

1 Claim, 2 Drawing Sheets






FIG. 1

FIG. 2

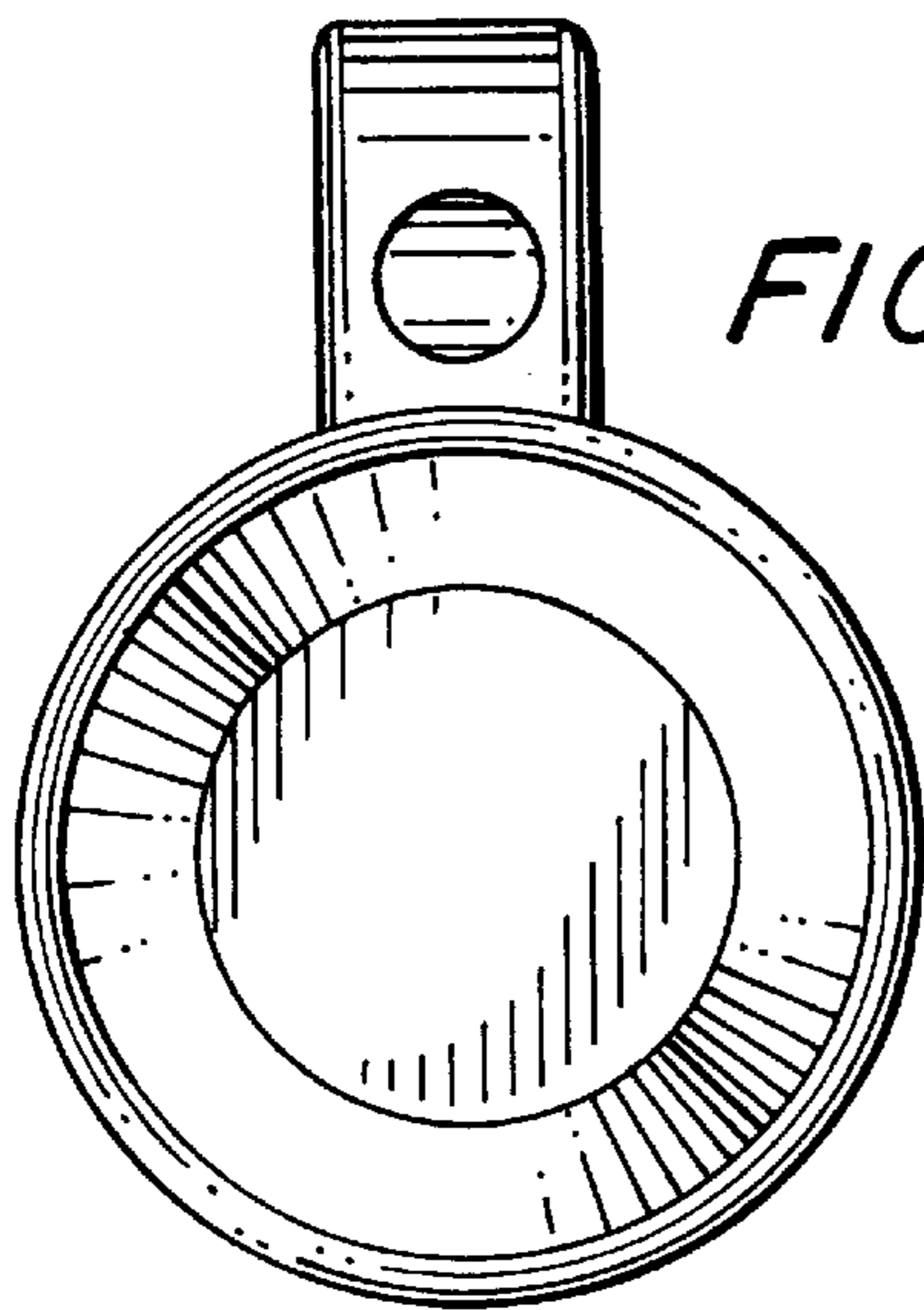
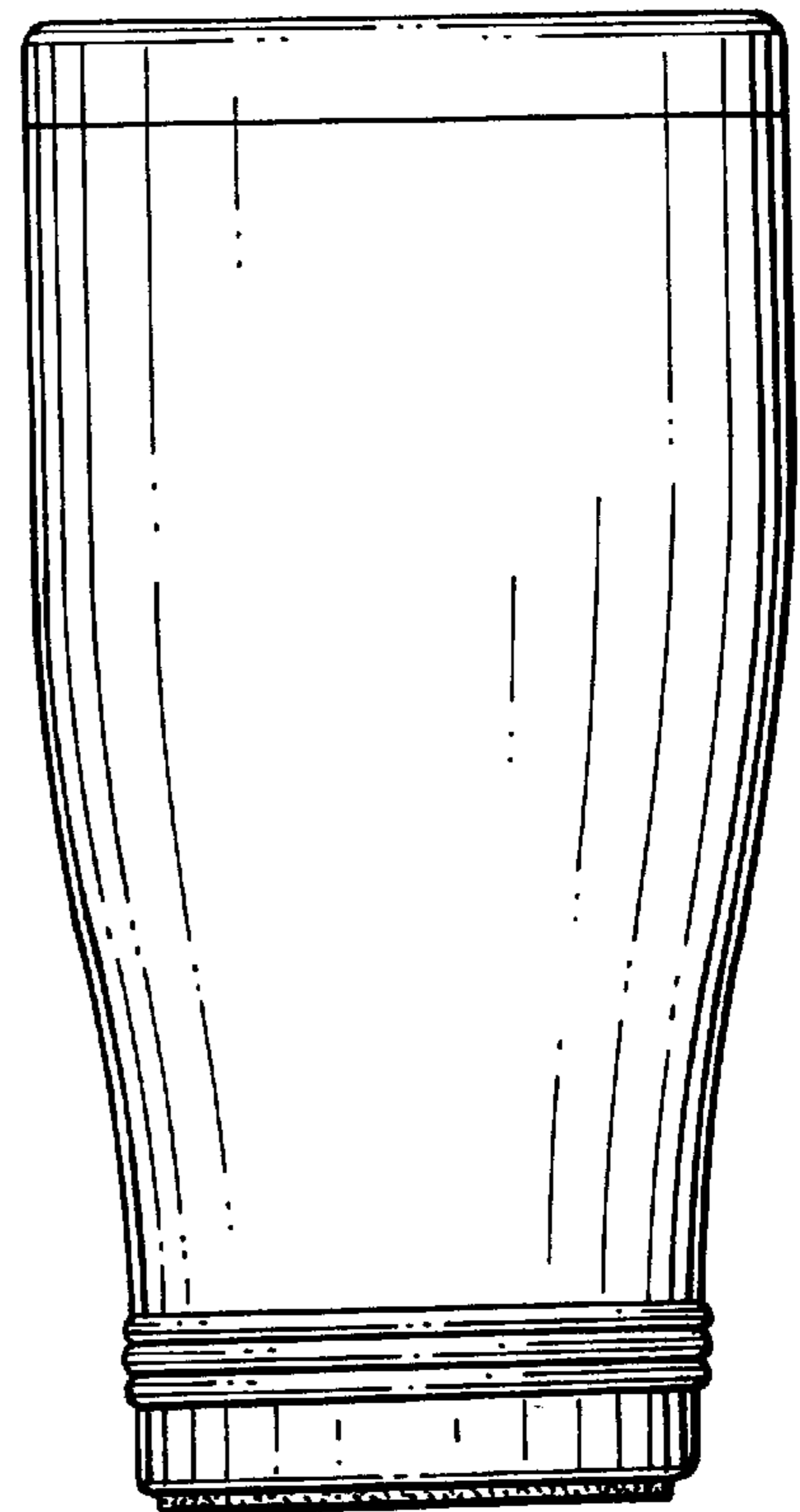


FIG. 3

FIG. 4



FIG. 5

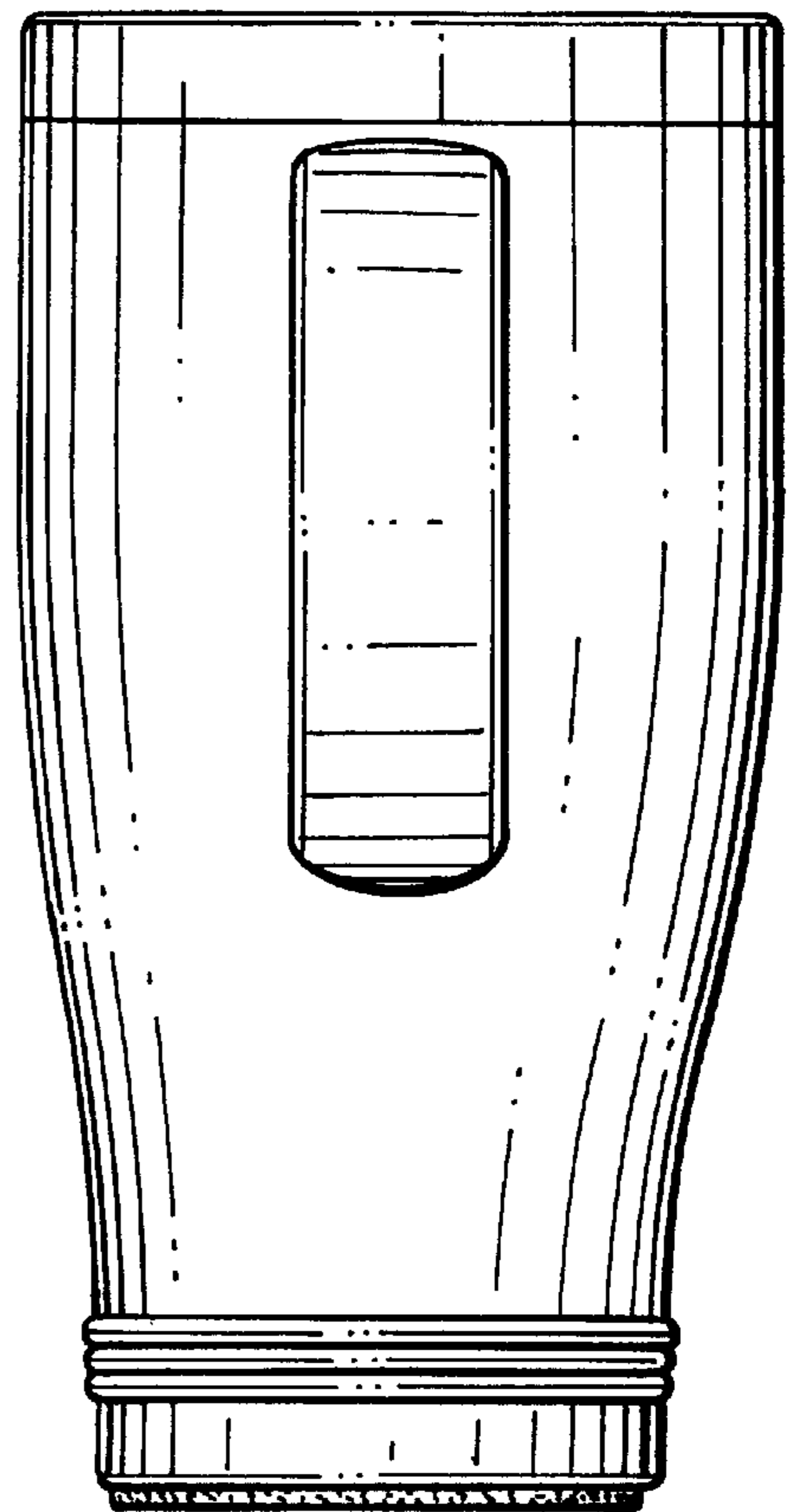


FIG. 6

