



US00D479659S

(12) **United States Design Patent**
Fleckenstein et al.

(10) **Patent No.:** **US D479,659 S**

(45) **Date of Patent:** **** Sep. 16, 2003**

(54) **SHOW CASE**

(75) Inventors: **Christoph Fleckenstein**, Berlin (DE);
Anja Goetz, Berlin (DE)

(73) Assignee: **Wall Aktiengesellschaft**, Berlin (DE)

(**) Term: **14 Years**

(21) Appl. No.: **29/157,141**

(22) Filed: **Mar. 15, 2002**

(30) **Foreign Application Priority Data**

Sep. 27, 2001 (DE) 4 01 08 601

(51) **LOC (7) Cl.** **06-04**

(52) **U.S. Cl.** **D6/470; D20/10**

(58) **Field of Search** D6/396, 449, 470,
D6/471, 472; D14/307, 336, 371, 374;
D20/10; 40/601, 609, 611, 711

(56) **References Cited**

U.S. PATENT DOCUMENTS

D232,541 S *	8/1974	Bartley et al.	D6/449
4,144,664 A *	3/1979	De Korte	40/609
4,583,309 A *	4/1986	Kane et al.	40/711
D285,268 S *	8/1986	Scheid et al.	D6/470
D286,829 S *	11/1986	Yeranossian	D6/396
D304,985 S *	12/1989	Raptis	D6/553
D330,919 S *	11/1992	Canal	D20/10
5,353,536 A *	10/1994	Erber et al.	40/611
5,615,503 A *	4/1997	Current	40/601
D392,686 S *	3/1998	Sarkisian et al.	D20/41
D394,089 S *	5/1998	Kawasaki et al.	D20/10
D424,538 S *	5/2000	Hayashi et al.	D14/113
D453,192 S *	1/2002	Gentelia et al.	D20/10
D458,641 S *	6/2002	Marcos	D20/10
D463,499 S *	9/2002	Marcos	D20/10

* cited by examiner

Primary Examiner—Cathron C. Brooks

(74) *Attorney, Agent, or Firm*—Paul Vincent

(57) **CLAIM**

The ornamental design for the show case, as shown.

DESCRIPTION

FIG. 1 shows a perspective view of a first embodiment of the show case in accordance with the invention;

FIG. 2 shows a plan view of the first embodiment of the show case in accordance with the invention of FIG. 1.

FIG. 3 shows a side view of the first embodiment of the show case in accordance with the invention of FIGS. 1 and 2;

FIG. 4 shows a front view of the first embodiment of the show case in accordance with the invention of FIGS. 1, 2 and 3;

FIG. 5 shows a perspective view of a second embodiment of the show case in accordance with the invention;

FIG. 6 shows a plan view of the second embodiment of the show case in accordance with the invention of FIG. 5;

FIG. 7 shows a side view of the second embodiment of the show case in accordance with the invention of FIGS. 5 and 6;

FIG. 8 shows a front view of the second embodiment of the show case in accordance with the invention of FIGS. 5, 6 and 7;

FIG. 9 shows a perspective view of a third embodiment of the show case in accordance with the invention;


FIG. 10 shows a plan view of the third embodiment of the show case in accordance with the invention of FIG. 9;

FIG. 11 shows a side view of the show case in accordance with the invention of FIGS. 9 and 10;

FIG. 12 shows a front view of the third embodiment of the show case in accordance with the invention of FIGS. 9, 10 and 11; and,

FIG. 13 shows a rear view of the third embodiment of the show case in accordance with the invention of FIGS. 9, 10, 11 and 12.

1 Claim, 13 Drawing Sheets



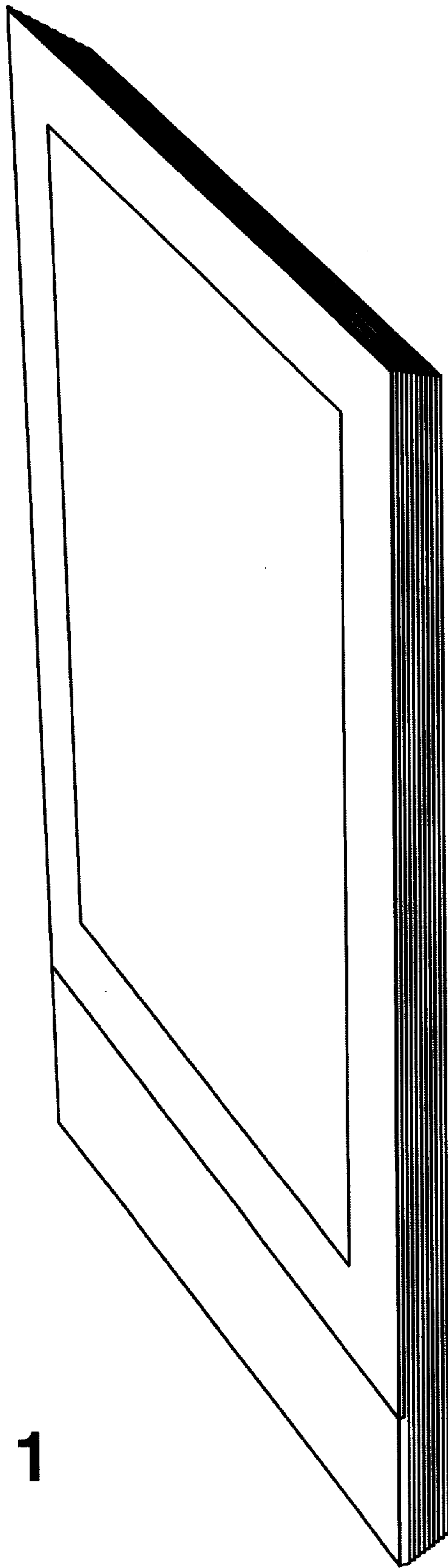


Fig. 1




Fig. 2




Fig. 3




Fig. 4

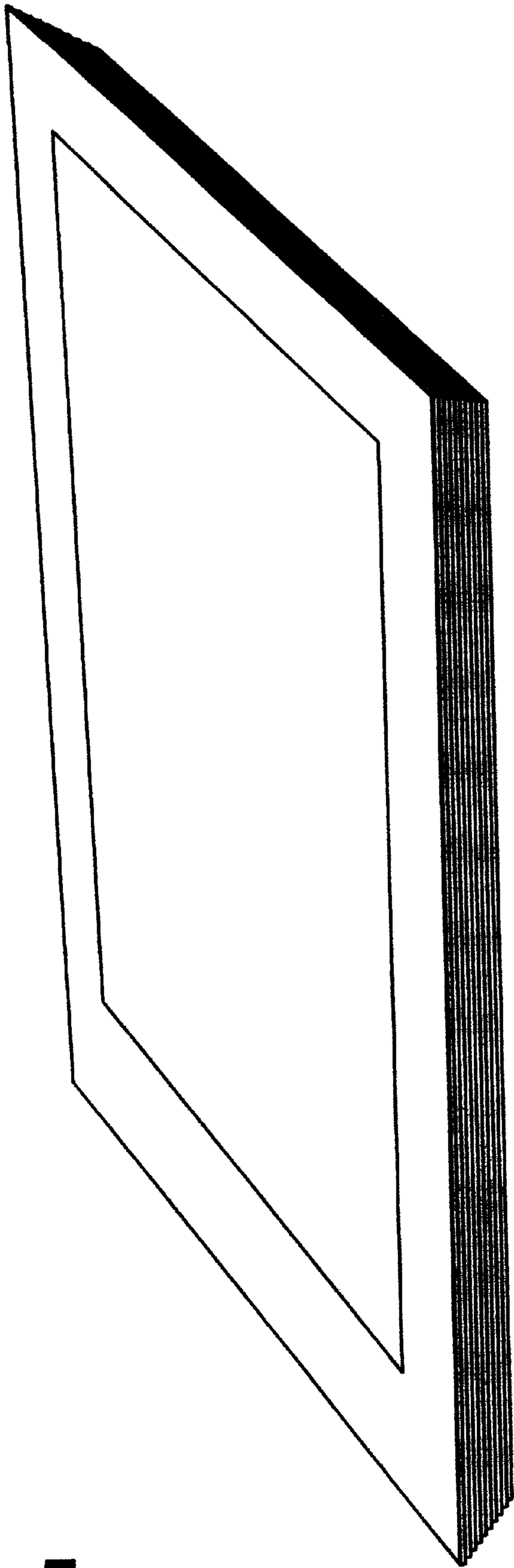


Fig. 5




Fig. 6




Fig. 7




Fig. 8




Fig. 9




Fig. 10




Fig. 11




Fig. 12




Fig. 13