



US00D479653S

(12) **United States Design Patent**  
**Rovini**

(10) **Patent No.:** **US D479,653 S**

(45) **Date of Patent:** **\*\* Sep. 16, 2003**

(54) **LEATHER DESIGN**

(75) **Inventor:** **Luca Rovini**, Santa Croce sull'Arno (IT)

(73) **Assignee:** **Meridiana S.p.A.**, San Miniato (IT)

(\*\*) **Term:** **14 Years**

(21) **Appl. No.:** **29/148,383**

(22) **Filed:** **Sep. 20, 2001**

(30) **Foreign Application Priority Data**

May 25, 2001 (IT) ..... FI200100045

(51) **LOC (7) Cl.** ..... **05-06**

(52) **U.S. Cl.** ..... **D5/43**

(58) **Field of Search** ..... D5/1, 2, 3, 6, D5/7, 8, 11, 13, 14, 15, 16, 19, 20, 23, 24, 25, 26, 27, 28, 30, 32, 35, 36, 37, 39, 43, 45, 47, 49, 50, 52, 53, 54, 55, 56, 57, 58, 59, 60, 61, 62, 63, 64, 65, 66, 99; D2/749, 883, 889, 980, 984, 994; D6/613, 595, 603, 608, 596, 604, 606, 616, 617, 605, 582, 583, 598, 619, 622; D24/124, 125; D25/142, 152; 428/17, 18, 151, 154, 156, 171, 187, 198, 199, 540, 542.2, 542.6, 904.4, 919; 5/413 AM, 709; D7/396.4, 396.5; D9/310, 311; 162/134, 231, 140; 156/209, 148

(56) **References Cited**

**U.S. PATENT DOCUMENTS**

D46,920 S \* 2/1915 Van Raalte ..... D5/19

D72,475 S	*	4/1927	Dubost	.....	D5/47
D88,009 S	*	10/1932	Willheim	.....	D5/7
D88,769 S	*	12/1932	Gottesman	.....	D5/55
D90,729 S	*	9/1933	Pulitzer	.....	D5/62
D105,523 S	*	8/1937	Heim	.....	D5/62
D138,264 S	*	7/1944	Freedman	.....	D5/28
D140,784 S	*	4/1945	Vogelman	.....	D5/62
D156,470 S	*	12/1949	Wayne	.....	D5/26
D163,977 S	*	7/1951	Timmons	.....	D5/15
4,237,180 A	*	12/1980	Jaskowski	.....	156/148
4,695,500 A	*	9/1987	Dyer et al.	.....	428/187
D294,443 S	*	3/1988	Black et al.	.....	D5/58
D313,511 S	*	1/1991	Oh	.....	D5/28
D392,106 S	*	3/1998	Thomas	.....	D5/53

\* cited by examiner

*Primary Examiner*—Doris V. Coles  
*Assistant Examiner*—T. Chase Nelson  
(74) *Attorney, Agent, or Firm*—Browdy and Neimark, P.L.L.C.

(57) **CLAIM**

The ornamental design for a leather design, as shown and described.

**DESCRIPTION**

FIG. 1 is a perspective view of a leather design;  
FIG. 2 is a top view of a leather design;  
FIG. 3 is a bottom view of a leather design; and,  
FIG. 4 is a side view of a leather design.

**1 Claim, 1 Drawing Sheet**

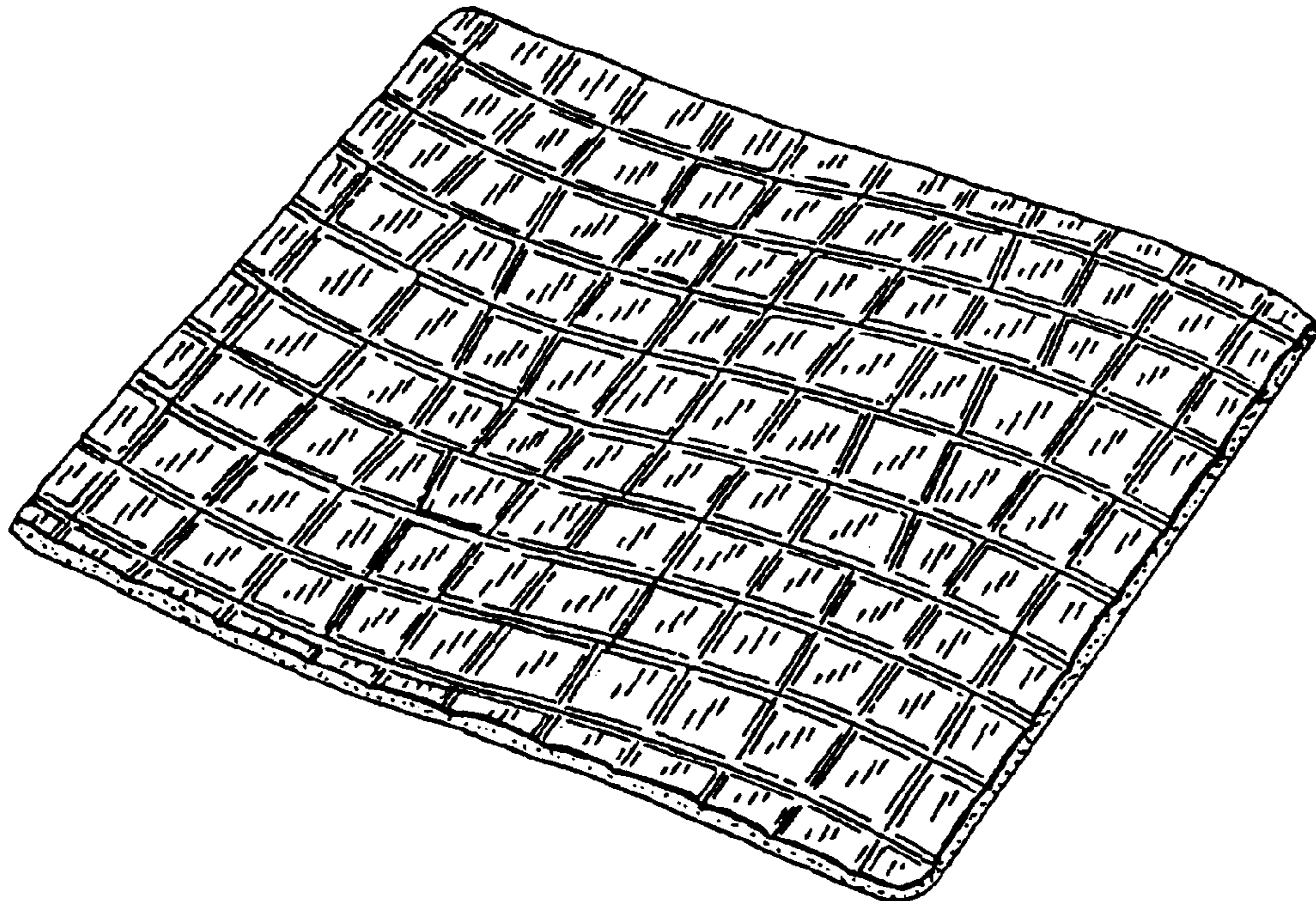


FIG. 1

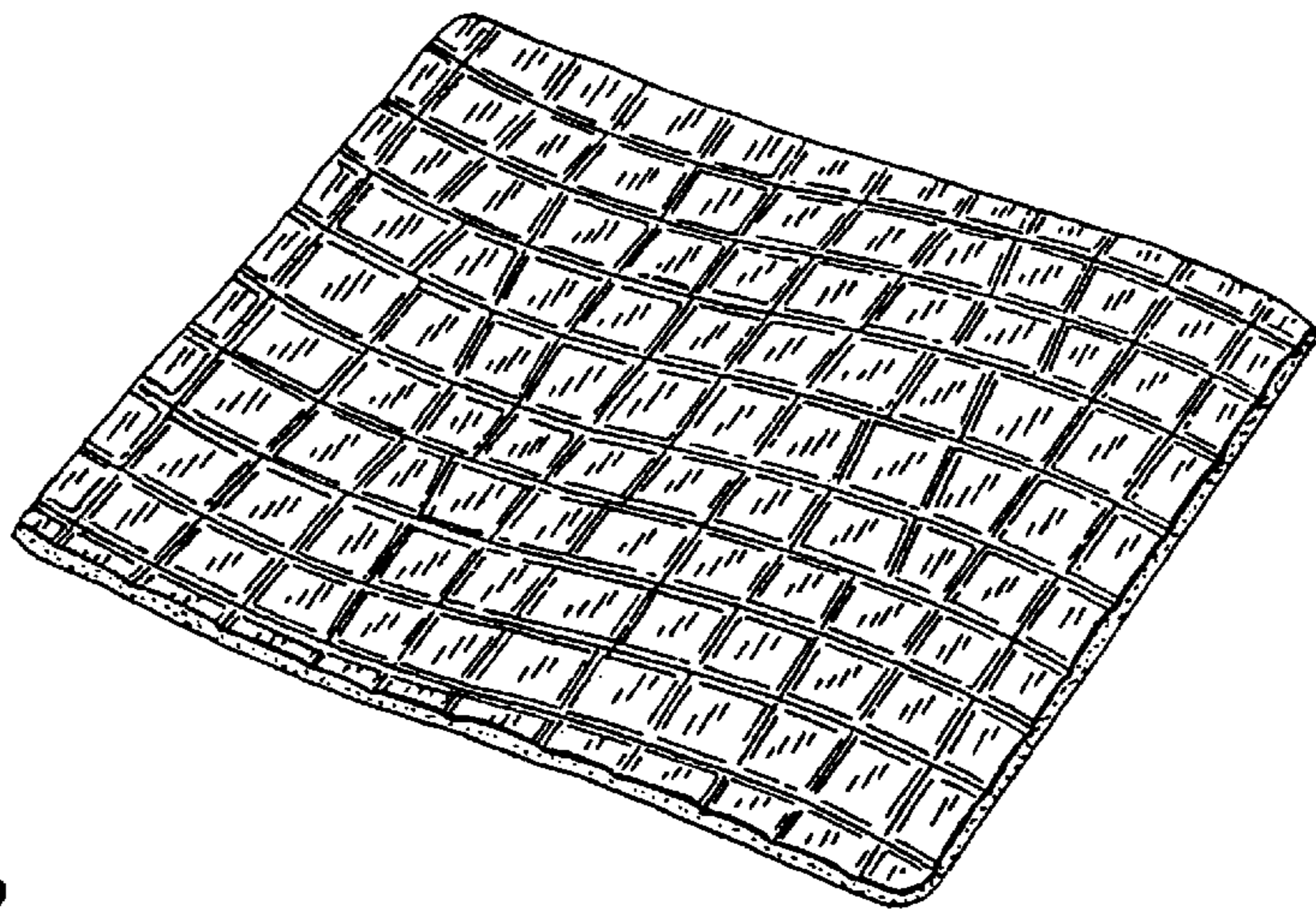


FIG. 2

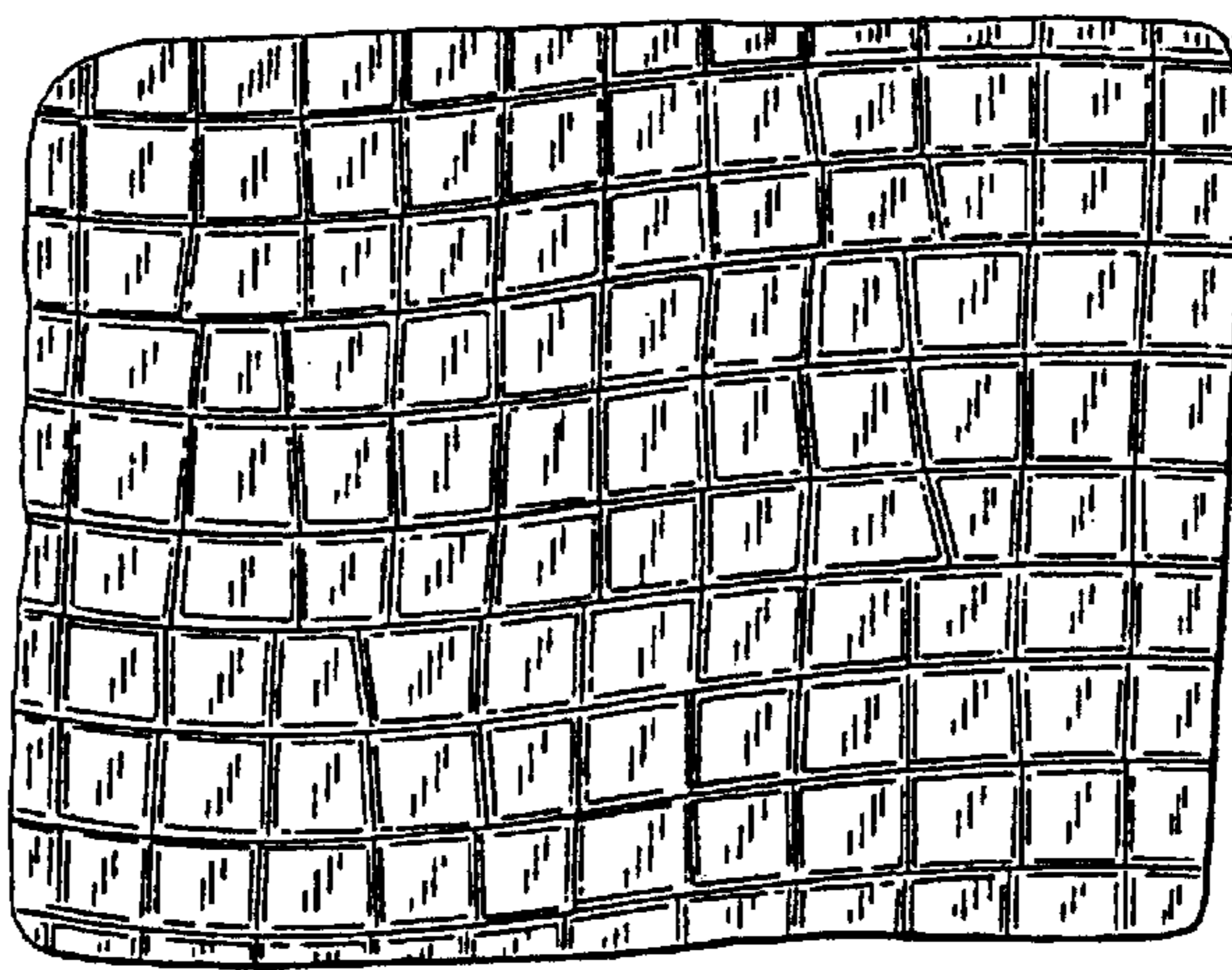


FIG. 3

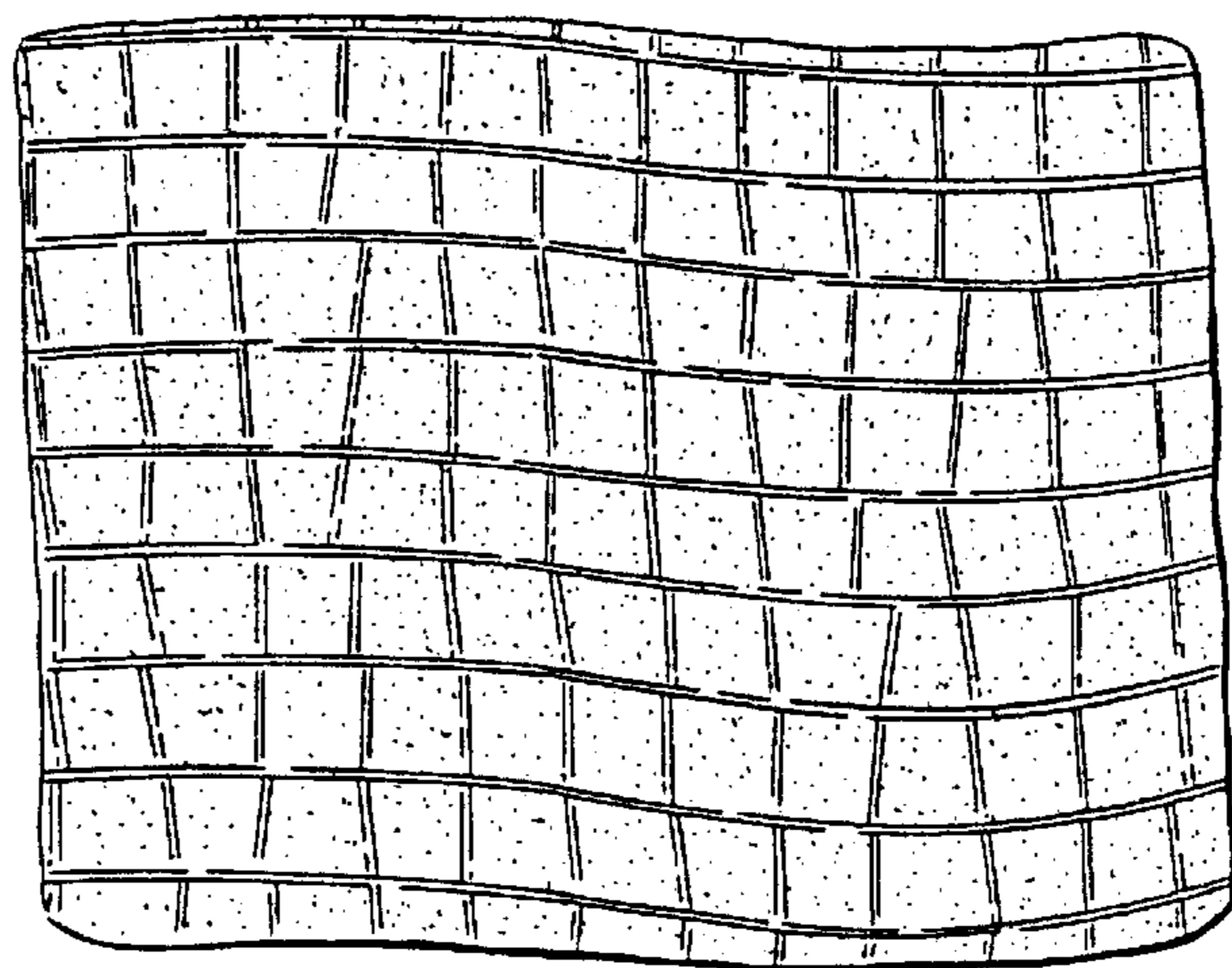


FIG. 4

